

American Funds Short-Term Tax-Exempt Bond Fund®  
Limited Term Tax-Exempt Bond Fund of America®  
The Tax-Exempt Bond Fund of America®  
American High-Income Municipal Bond Fund®  
The Tax-Exempt Fund of California®  
American Funds Tax-Exempt Fund of New York®



Annual reports for the year ended July 31, 2023

Invest in  
municipal bonds  
for tax-advantaged  
income

These six municipal bond funds are offered by Capital Group, home of American Funds, one of the nation's largest mutual fund families. For over 90 years, Capital Group has invested with a long-term focus based on thorough research and attention to risk.

Fund results shown in this report, unless otherwise indicated, are for Class F-2 shares. Class A share results are shown at net asset value unless otherwise indicated. If a sales charge had been deducted from Class A shares (maximum 2.50% for American Funds Short-Term Tax-Exempt Bond Fund and Limited Term Tax-Exempt Bond Fund of America; 3.75% for The Tax-Exempt Bond Fund of America, American High-Income Municipal Bond Fund, The Tax-Exempt Fund of California and American Funds Tax-Exempt Fund of New York), the results would have been lower. Results are for past periods and are not predictive of results for future periods. Current and future results may be lower or higher than those shown. Prices and returns will vary, so investors may lose money. Investing for short periods makes losses more likely. For current information and month-end results, refer to [capitalgroup.com](https://capitalgroup.com).

Here are the total returns on a \$1,000 investment with all distributions reinvested for periods ended June 30, 2023 (the most recent calendar quarter-end), and the total annual fund operating expense ratios as of the prospectus dated October 1, 2023 (unaudited):

	Cumulative total returns	Average annual total returns		Gross expense ratios*	Net expense ratios*
	1 year	5 years	10 years		
<b>American Funds Short-Term Tax-Exempt Bond Fund</b>					
Class F-2 shares	1.14%	0.92%	0.85%	0.33%	0.32%
Class A shares	-1.46	0.29	0.53	0.44	0.43
<b>Limited Term Tax-Exempt Bond Fund of America</b>					
Class F-2 shares	1.80	1.36	1.60	0.35	0.35
Class A shares	-0.99	0.62	1.14	0.58	0.58
<b>The Tax-Exempt Bond Fund of America</b>					
Class F-2 shares	3.01	1.71	2.72	0.35	0.35
Class A shares	-0.99	0.76	2.17	0.53	0.53
<b>American High-Income Municipal Bond Fund</b>					
Class F-2 shares	2.99	2.27	3.95	0.42	0.41
Class A shares	-1.12	1.26	3.34	0.65	0.64
<b>The Tax-Exempt Fund of California</b>					
Class F-2 shares	3.55	1.56	2.78	0.38	0.38
Class A shares	-0.50	0.62	2.24	0.57	0.57
<b>American Funds Tax-Exempt Fund of New York</b>					
Class F-2 shares	3.28	1.49	2.40	0.48	0.42
Class A shares	-0.79	0.55	1.87	0.66	0.60

\*Expense ratios are restated to reflect current fees.

Past results are not predictive of results in future periods.

For other share class results, refer to [capitalgroup.com](https://capitalgroup.com). A summary of each fund's 30-day yield can be found on page 5.

Investment results assume all distributions are reinvested and reflect applicable fees and expenses. When applicable, investment results reflect fee waivers and/or expense reimbursements, without which they would have been lower. The investment adviser is currently reimbursing a portion of other expenses for American Funds Short-Term Tax-Exempt Bond Fund and American Funds Tax-Exempt Fund of New York. In addition, the investment adviser is currently waiving a portion of its management fee for American High-Income Municipal Bond Fund. Investment results and the net expense ratios reflect the waiver and reimbursements, without which the results would have been lower and the expense ratios would have been higher. The waiver and reimbursements will be in effect through at least October 1, 2024, unless modified or terminated by the fund's board. The adviser may elect at its discretion to extend, modify or terminate the waiver and/or reimbursements at that time. Refer to [capitalgroup.com](https://capitalgroup.com) for more information.

**Investments are not FDIC-insured, nor are they deposits of or guaranteed by a bank or any other entity, so they may lose value.**

## Contents

- 1 Letter to investors
- 3 Results at a glance
- 6 Fund Reviews
- Investment portfolios**
- 12 American Funds Short-Term Tax-Exempt Bond Fund
- 44 Limited Term Tax-Exempt Bond Fund of America
- 97 The Tax-Exempt Bond Fund of America
- 221 American High-Income Municipal Bond Fund
- 308 The Tax-Exempt Fund of California
- 345 American Funds Tax-Exempt Fund of New York
- 352 Financial statements
- 404 Boards of trustees and other officers

## Fellow investors:

We are pleased to present this annual report for American Funds Short-Term Tax-Exempt Bond Fund, Limited Term Tax-Exempt Bond Fund of America, The Tax-Exempt Bond Fund of America, American High-Income Municipal Bond Fund, The Tax-Exempt Fund of California and American Funds Tax-Exempt Fund of New York. It covers the 12-month period ended July 31, 2023, the conclusion of the funds' fiscal year.

Gross domestic product (GDP) grew over the last 12 months, but at lower levels each quarter. Higher-than-desirable inflation was a persistent tailwind. To combat inflationary forces and to help put the economy on more stable footing, the Federal Reserve raised the federal funds rate for six straight meetings before pausing momentarily in June. By the end of the fiscal year, rates rose to 5% from 3%.

The municipal market remained resilient despite the headwinds created by higher interest rates. Yields on AAA-rated bonds reached levels not seen since 2011. As a result, investor demand for municipal bonds increased, helping to create a constructive environment for municipal portfolios. Total annual returns for Capital Group's municipal funds ranged from -0.26% for American High-Income Municipal Bond Fund to 0.69% for The Tax-Exempt Fund of New York.

## Economic and market overview

At the start of the fiscal year, consumer spending remained resilient despite relatively high inflation and a volatile stock market that tipped into bear market territory. But high prices began to eat into

consumer budgets in the latter half of the period, causing many consumers to pull back on spending.

Personal spending dynamics could impact the fiscal health of state and local governments, which are already navigating a transition from federal pandemic aid and facing slowing tax revenue gains attributable to moderating growth as well as inflationary spending pressures. Though the Fed paused its rate hikes at the end of this fiscal year, the central bank indicated it would raise rates further if needed to combat ongoing inflation.

Year-to-date gross tax-exempt issuance was \$208 billion through July 31, according to Refinitiv, about \$39 billion less than the same period in 2022. For the fiscal year, the Bloomberg High Yield Municipal Bond Index (a market value-weighted index composed of municipal bonds rated below BBB/Baa) fell by -0.2%, lagging the 0.93% gain of the Bloomberg Municipal Bond Index, a measure of the long-term investment-grade (bonds rated BBB/Baa and above) tax-exempt market.

## Inside the funds

Due to an environment of higher interest rates and the possibility of recession, fund managers decided to maintain a higher cash position compared to recent years, enabling the funds to take advantage of opportunities that might present themselves despite volatile markets. Fund holdings have been underweight at the front end of the yield curve as valuations have remained less attractive. With an inverted municipal yield curve, curve positioning continues to be an area of focus.

### Looking ahead

Credit fundamentals in the municipal market still look strong, but optimism is tempered by ongoing concerns over stubborn inflation, Federal Reserve movements and a potential recession. Longer term, fund managers will continue to monitor inflation's impact across existing and prospective holdings while also balancing fundamental views when considering municipal bond valuations. The focus remains on identifying credits with attractive risk-adjusted potential returns.

Thank you for your support. We endeavor to be responsible custodians of your capital.


Sincerely,



Mark Marinella  
President, American Funds Short-Term  
Tax-Exempt Bond Fund and Limited Term  
Tax-Exempt Bond Fund of America



Chad M. Rach  
President, American High-Income  
Municipal Bond Fund



Jerome Solomon  
President, American Funds Tax-Exempt  
Fund of New York



Karl J. Zeile  
President, The Tax-Exempt Bond Fund of  
America and The Tax-Exempt Fund of  
California

September 12, 2023

*For current information about the funds,  
refer to [capitalgroup.com](https://capitalgroup.com).*

Past results are not predictive of results in  
future periods.

Bond ratings, which typically range from AAA/Aaa (highest) to D (lowest), are assigned by credit rating agencies such as Standard & Poor's, Moody's and/or Fitch, as an indication of an issuer's creditworthiness.

## Results at a glance

For periods ended July 31, 2023, with all distributions reinvested.

	Cumulative total returns		Average annual total returns	
	1 year	5 years	10 years	Lifetime (from Class A inception)
<b>American Funds Short-Term Tax-Exempt Bond Fund</b>				
Class F-2 shares	0.51%	0.93%	0.87%	1.13%
Class A shares (since 8/7/09)	0.40	0.82	0.80	1.06
Bloomberg Municipal Short 1-5 Years Index	0.22	1.09	1.16	1.46
Lipper Short Municipal Debt Funds Average	1.17	0.84	0.77	0.98
<b>Limited Term Tax-Exempt Bond Fund of America</b>				
Class F-2 shares	0.55	1.36	1.62	3.56
Class A shares (since 10/6/93)	0.31	1.13	1.41	3.36
Bloomberg Municipal Short-Intermediate 1-10 years Index	0.42	1.51	1.79	3.62
Lipper Short-Intermediate Municipal Debt Funds Average	0.43	1.01	1.22	2.91
<b>The Tax-Exempt Bond Fund of America</b>				
Class F-2 shares	0.66	1.72	2.85	5.95
Class A shares (since 10/3/79)	0.48	1.55	2.69	5.80
Bloomberg Municipal Bond Index	0.93	1.87	2.81	— *
Lipper General & Insured Municipal Debt Funds Average	-0.01	1.29	2.56	5.65
<b>American High-Income Municipal Bond Fund</b>				
Class F-2 shares	-0.26	2.29	4.15	5.11
Class A shares (since 9/26/94)	-0.49	2.05	3.94	4.91
Bloomberg Municipal Bond Index	0.93	1.87	2.81	4.65
Bloomberg High Yield Municipal Bond Index	-0.20	2.85	4.46	— *
Lipper High Yield Municipal Debt Funds Average	-1.50	1.31	3.48	4.44
<b>The Tax-Exempt Fund of California</b>				
Class F-2 shares	0.67	1.59	2.91	5.02
Class A shares (since 10/28/86)	0.49	1.41	2.76	4.88
Bloomberg California Municipal Index	1.05	1.80	2.96	— *
Lipper California Municipal Debt Funds Average	-0.22	1.12	2.84	4.88
<b>American Funds Tax-Exempt Fund of New York</b>				
Class F-2 shares	0.69	1.49	2.55	2.82
Class A shares (since 11/1/10)	0.51	1.31	2.41	2.69
Bloomberg New York Municipal Index	1.41	1.76	2.73	2.78
Lipper New York Municipal Debt Funds Average	0.46	1.24	2.51	2.45

\* This index did not exist at the fund's inception.

Past results are not predictive of results in future periods.

Class F-2 shares were first offered on August 1, 2008. Class F-2 share results prior to the date of first sale are hypothetical based on the results of the original share class of the fund without a sales charge, adjusted for typical estimated expenses. Refer to [capitalgroup.com](http://capitalgroup.com) for more information on specific expense adjustments and the actual dates of first sale.

Bloomberg Municipal Short 1-5 Years Index is a market value-weighted index that includes investment-grade tax-exempt bonds with maturities of one to five years. Bloomberg Short-Intermediate 1-10 Years Index is a market value-weighted index that includes investment-grade tax-exempt bonds with maturities of one to 10 years. Bloomberg Municipal Bond Index is a market value-weighted index designed to represent the long-term investment-grade tax-exempt bond market. Bloomberg High Yield Municipal Bond Index is a market value-weighted index composed of municipal bonds rated below BBB/Baa. Bloomberg California Municipal Index is a market value-weighted index that includes only investment-grade (rated BBB/Baa and above) tax-exempt bonds of issuers within the state of California. Bloomberg New York Municipal Index is a market value-weighted index that includes only investment-grade (rated BBB/Baa and above) tax-exempt bonds of issuers within the state of New York.

The market indexes are unmanaged and, therefore, have no expenses. Investors cannot invest directly in an index. There have been periods when the fund has lagged the index. Bloomberg source: Bloomberg Index Services Ltd. Lipper averages reflect the current composition of all eligible mutual funds (all share classes) within a given category. Lipper source: Refinitiv Lipper. Lipper categories are dynamic and averages may have few funds, especially over longer periods. Refer to the Quarterly Statistical Update, available at [capgroup.com](http://capgroup.com), for the number of funds included in the Lipper category for each fund's lifetime.

Fund results shown in this report, unless otherwise indicated, are for Class F-2 shares. Class A share results are shown at net asset value unless otherwise indicated. If a sales charge had been deducted from Class A shares (maximum 2.50% for American Funds Short-Term Tax-Exempt Bond Fund and Limited Term Tax-Exempt Bond Fund of America; 3.75% for The Tax-Exempt Bond Fund of America, American High-Income Municipal Bond Fund, The Tax-Exempt Fund of California and American Funds Tax-Exempt Fund of New York), the results would have been lower. Results are for past periods and are not predictive of results for future periods. Current and future results may be lower or higher than those shown. Prices and returns will vary, so investors may lose money. Investing for short periods makes losses more likely. For current information and month-end results, refer to [capitalgroup.com](http://capitalgroup.com).

## Funds' 30-day yields

Below is a summary of each fund's 30-day yield and 12-month distribution rate for Class F-2 and Class A shares as of July 31, 2023. For Class A shares both results reflect the maximum sales charge (2.50% for American Funds Short-Term Tax-Exempt Bond Fund and Limited Term Tax-Exempt Bond Fund of America; 3.75% for The Tax-Exempt Bond Fund of America, American High-Income Municipal Bond Fund, The Tax-Exempt Fund of California and American Funds Tax-Exempt Fund of New York). Each fund's 30-day yield is calculated in accordance with the U.S. Securities and Exchange Commission (SEC) formula. The SEC yield reflects the rate at which each fund is earning income on its current portfolio of securities while the distribution rate reflects the funds' past dividends paid to shareholders. Accordingly, the funds' SEC yields and distribution rates may differ.

	SEC 30-day yield		12-month distribution rate
	Net	Gross	
<b>American Funds Short-Term Tax-Exempt Bond Fund</b>			
Class F-2 shares	2.78%	2.77%	1.93%
Class A shares	2.59	2.58	1.77
<b>Limited Term Tax-Exempt Bond Fund of America</b>			
Class F-2 shares	2.80	2.78	1.93
Class A shares	2.50	2.48	1.65
<b>The Tax-Exempt Bond Fund of America</b>			
Class F-2 shares	3.43	3.43	2.74
Class A shares	3.12	3.12	2.47
<b>American High-Income Municipal Bond Fund</b>			
Class F-2 shares	4.34	4.32	3.84
Class A shares	3.96	3.95	3.48
<b>The Tax-Exempt Fund of California</b>			
Class F-2 shares	3.34	3.34	2.76
Class A shares	3.03	3.03	2.48
<b>American Funds Tax-Exempt Fund of New York</b>			
Class F-2 shares	3.57	3.47	2.84
Class A shares	3.27	3.17	2.56

The return of principal for bond funds and for funds with significant underlying bond holdings is not guaranteed. Fund shares are subject to the same interest rate, inflation and credit risks associated with the underlying bond holdings. Income may be subject to state or local income taxes and/or federal alternative minimum taxes. Also, certain other income (such as distributions from gains on the sale of certain bonds purchased at less than par value, for The Tax-Exempt Bond Fund of America), as well as capital gain distributions, may be taxable. High-yield/lower rated bonds are subject to greater fluctuations in value and risk of loss of income and principal than investment-grade/higher rated bonds. The Tax-Exempt Fund of California and American Funds Tax-Exempt Fund of New York are more susceptible to factors adversely affecting issuers of each state's tax-exempt securities than a more widely diversified municipal bond fund. Refer to the funds' prospectus and the Risk Factors section of this report for more information on these and other risks associated with investing in the funds.

When applicable, results reflect fee waivers and/or expense reimbursements, without which they would have been lower and net expenses higher. Refer to [capitalgroup.com](http://capitalgroup.com) for more information.

This report must be preceded or accompanied by a prospectus or summary prospectus for American Funds Short-Term Tax-Exempt Bond Fund, Limited Term Tax-Exempt Bond Fund of America, The Tax-Exempt Bond Fund of America, American High-Income Municipal Bond Fund, The Tax-Exempt Fund of California and American Funds Tax-Exempt Fund of New York.

# American Funds Short-Term Tax-Exempt Bond Fund

*American Funds Short-Term Tax-Exempt Bond Fund seeks to provide current income exempt from regular federal income tax, consistent with the maturity and quality standards described in the prospectus, and to preserve capital.*

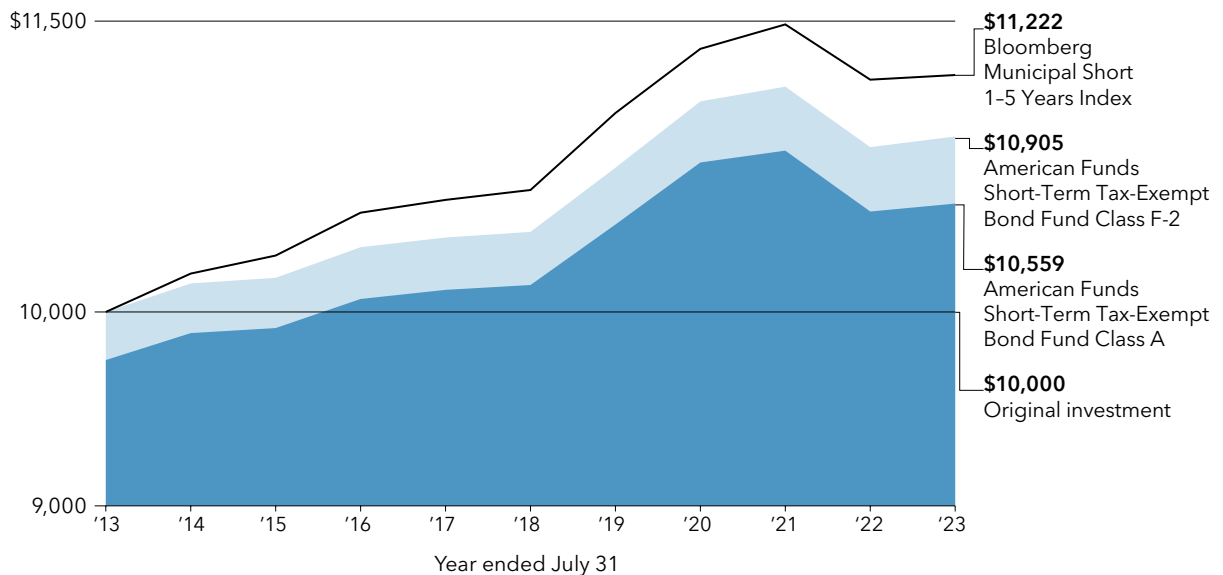
The fund registered a total return of 0.51% for the fiscal year, beating the 0.22% return posted by the Bloomberg Municipal Short 1-5 Years Index, a market value-weighted index that includes investment-grade (rated BBB/Baa and above) tax-exempt bonds with maturities of one to five years. The fund lagged the 1.17% return of the Lipper Short Municipal Debt Funds Average, a peer group measure. For the fiscal year, the fund paid a monthly dividend totaling about 19 cents a share.

The Federal Reserve Bank's continued interest rate increases prompted managers to decrease the interest rate sensitivity of the portfolio with a strategy featuring a mix of shorter maturity bonds, cash and Treasury futures to help preserve shareholder principal. The portfolio benefited from having a relatively smaller allocation of bonds with two-year maturities compared to the benchmark's holdings. A heavier weighting than its benchmark in the housing sector contributed to the fund's relative returns, while holdings in the health care sector slightly detracted from results.

The fund uses derivatives to manage its exposure to interest rates and the yield curve. Instruments such as U.S. Treasury futures might be used when cash bonds are unavailable or not attractively priced.

The market index is unmanaged and, therefore, has no expenses. Investors cannot invest directly in an index. There have been periods when the fund has lagged the index. Bloomberg source: Bloomberg Index Services Ltd. Lipper averages reflect the current composition of all eligible mutual funds (all share classes) within a given category. Lipper source: Refinitiv Lipper. Lipper categories are dynamic and averages may have few funds, especially over longer periods. Refer to the Quarterly Statistical Update, available at [capitalgroup.com](http://capitalgroup.com), for the number of funds included in the Lipper category for each fund's lifetime.

**How a hypothetical \$10,000 investment has grown**  
(with all distributions reinvested)



The results shown are before taxes on fund distributions and sale of fund shares.

**Average annual total returns based on a hypothetical \$1,000 investment**

For periods ended July 31, 2023

	1 year	5 years	10 years
<b>Class F-2 shares</b>	0.51%	0.93%	0.87%
<b>Class A shares*</b>	-2.16	0.30	0.55

\*Assumes reinvestment of all distributions and payment of the maximum 2.50% sales charge.

Results are for past periods and are not predictive of results for future periods. Current and future results may be lower or higher than those shown. Prices and returns will vary, so investors may lose money. Investing for short periods makes losses more likely. For current information and month-end results, refer to [capitalgroup.com](http://capitalgroup.com).



# Limited Term Tax-Exempt Bond Fund of America

*Limited Term Tax-Exempt Bond Fund of America seeks to provide current income exempt from regular federal income tax, consistent with the maturity and quality standards described in the prospectus, and to preserve capital.*

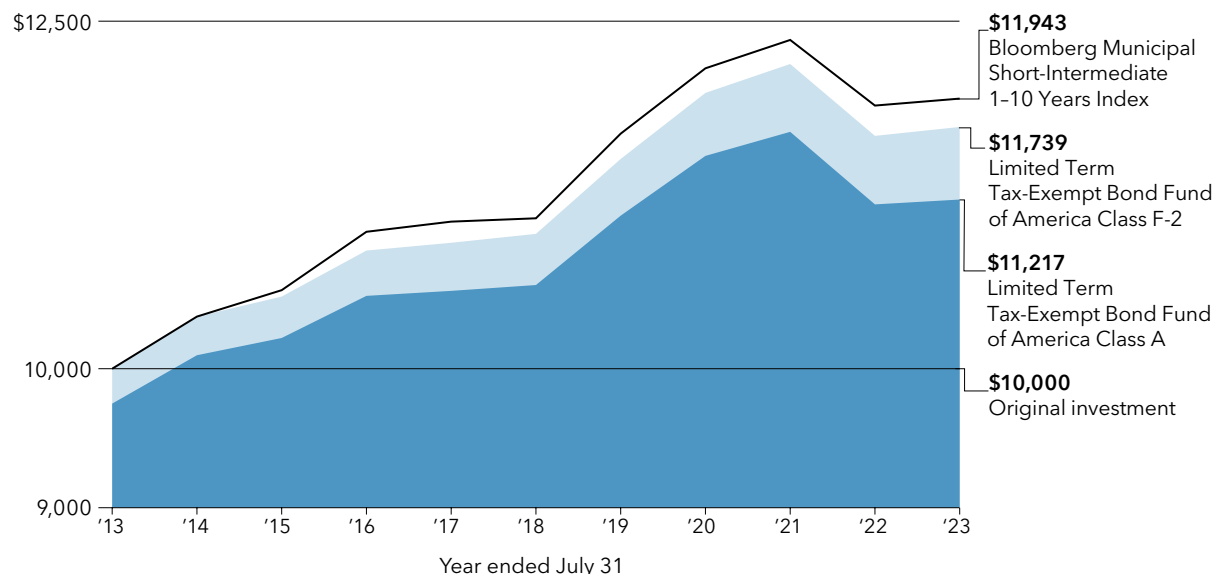
The fund generated a total return of 0.55% for the fiscal year. This beat the 0.42% return posted by the Bloomberg Municipal Short-Intermediate 1-10 Years Index, a market value-weighted index that includes investment-grade (rated BBB/Baa and above) tax-exempt bonds with maturities of one to 10 years. The fund also outpaced the 0.43% return of the Lipper Short-Intermediate Municipal Debt Funds Average, a peer group measure. For the fiscal year, the fund paid a monthly dividend of about 29 cents a share.

The Federal Reserve Bank's continued interest rate increases prompted managers to decrease the interest rate sensitivity of the portfolio with a strategy featuring a mix of shorter maturity bonds, cash and Treasury futures to help protect shareholder principal. As interest rates rose, municipal valuations became more attractive. As a result, managers started to take advantage of individual investment opportunities with a particular focus on the housing sector.

The fund uses derivatives to manage its exposure to interest rates and the yield curve. Instruments such as U.S. Treasury futures might be used when cash bonds are unavailable or not attractively priced.

The market index is unmanaged and, therefore, has no expenses. Investors cannot invest directly in an index. There have been periods when the fund has lagged the index. Bloomberg source: Bloomberg Index Services Ltd. Lipper averages reflect the current composition of all eligible mutual funds (all share classes) within a given category. Lipper source: Refinitiv Lipper. Lipper categories are dynamic and averages may have few funds, especially over longer periods. Refer to the Quarterly Statistical Update, available at [capitalgroup.com](http://capitalgroup.com), for the number of funds included in the Lipper category for each fund's lifetime.

**How a hypothetical \$10,000 investment has grown**  
(with all distributions reinvested)



The results shown are before taxes on fund distributions and sale of fund shares.

**Average annual total returns based on a hypothetical \$1,000 investment**

For periods ended July 31, 2023

	1 year	5 years	10 years
<b>Class F-2 shares</b>	0.55%	1.36%	1.62%
<b>Class A shares*</b>	-2.18	0.62	1.15

\*Assumes reinvestment of all distributions and payment of the maximum 2.50% sales charge.

Results are for past periods and are not predictive of results for future periods. Current and future results may be lower or higher than those shown. Prices and returns will vary, so investors may lose money. Investing for short periods makes losses more likely. For current information and month-end results, refer to [capitalgroup.com](http://capitalgroup.com).

# The Tax-Exempt Bond Fund of America

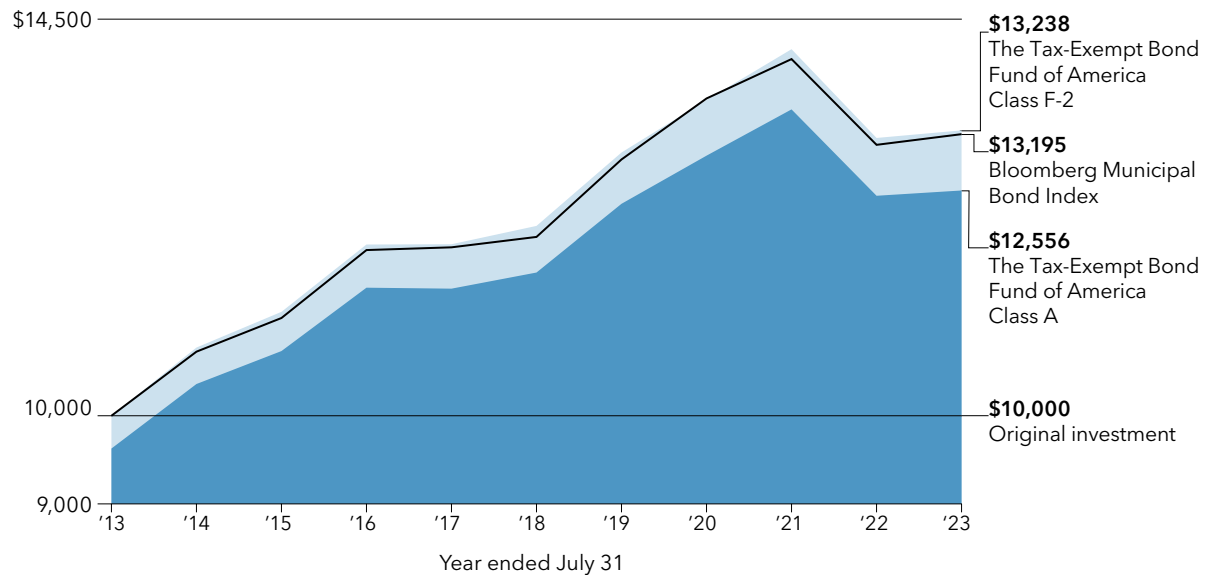
*The Tax-Exempt Bond Fund of America seeks to provide a high level of current income exempt from federal income tax, consistent with the preservation of capital.*

The fund generated a 0.66% total return for the fiscal year, which lagged the 0.93% return of the Bloomberg Municipal Bond Index, a market value-weighted index designed to represent the long-term investment grade (bonds rated BBB/Baa and above) tax-exempt bond market. The fund's return surpassed the -0.01% total return of the Lipper General & Insured Municipal Debt Funds Average, a peer group measure. For the fiscal year, the fund paid a monthly dividend totaling about 33 cents a share.

Managers started the fiscal year with a portfolio that was relatively less sensitive to interest rates. As rates moved up through the first half of the fiscal year, managers added bonds that were more sensitive to interest rates by reducing the portfolio's cash position and buying longer maturity bonds and Treasury futures. Given the prolonged inverted yield curve (when short-term bonds yield more than long-term bonds), the portfolio benefited from having a relatively smaller allocation of bonds with maturities of two to 10 years. Allocation to the housing sector was a detractor from returns.

The market index is unmanaged and, therefore, has no expenses. Investors cannot invest directly in an index. There have been periods when the fund has lagged the index. Bloomberg source: Bloomberg Index Services Ltd. Lipper averages reflect the current composition of all eligible mutual funds (all share classes) within a given category. Lipper source: Refinitiv Lipper. Lipper categories are dynamic and averages may have few funds, especially over longer periods. Refer to the Quarterly Statistical Update, available at [capitalgroup.com](http://capitalgroup.com), for the number of funds included in the Lipper category for each fund's lifetime.

**How a hypothetical \$10,000 investment has grown**  
(with all distributions reinvested)



The results shown are before taxes on fund distributions and sale of fund shares.

**Average annual total returns based on a hypothetical \$1,000 investment**

For periods ended July 31, 2023

	1 year	5 years	10 years
<b>Class F-2 shares</b>	0.66%	1.72%	2.85%
<b>Class A shares*</b>	-3.33	0.78	2.30

\*Assumes reinvestment of all distributions and payment of the maximum 3.75% sales charge.

Results are for past periods and are not predictive of results for future periods. Current and future results may be lower or higher than those shown. Prices and returns will vary, so investors may lose money. Investing for short periods makes losses more likely. For current information and month-end results, refer to [capitalgroup.com](http://capitalgroup.com).

# American High-Income Municipal Bond Fund

American High-Income Municipal Bond Fund seeks to provide a high level of current income exempt from regular federal income tax.

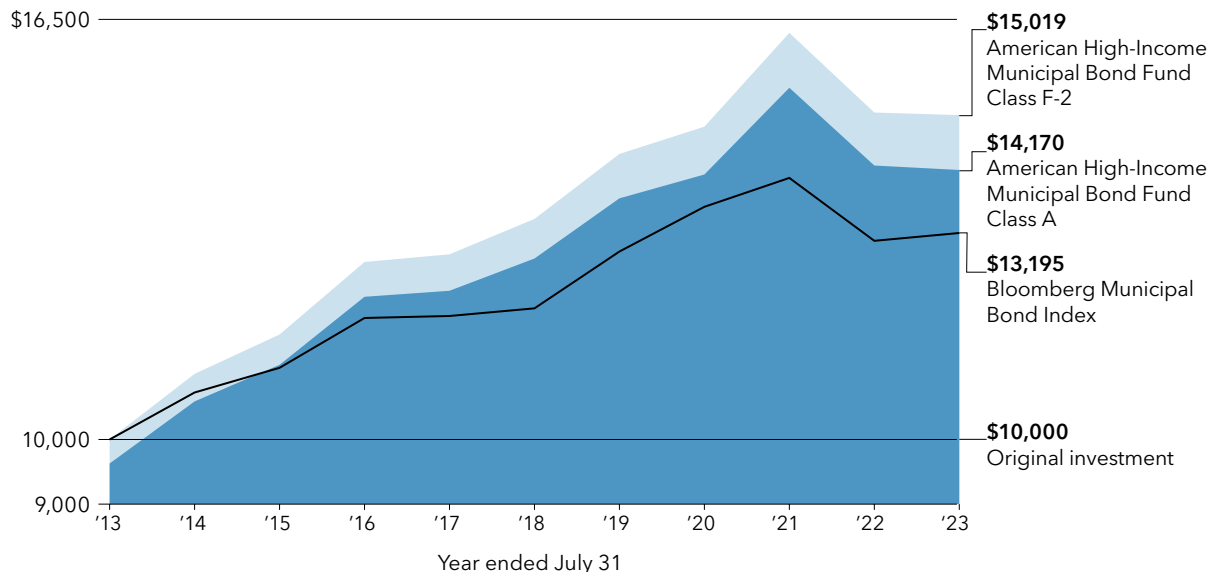
The fund fell 0.26% for the fiscal year, lagging the 0.20% decline posted by the Bloomberg High Yield Municipal Bond Index (a market value-weighted index composed of municipal bonds rated below BBB/Baa). By comparison, the Bloomberg Municipal Bond Index, a measure of the investment-grade municipal market, beat both with a return of 0.93%. The fund did fare better than the Lipper High Yield Municipal Debt Funds Average (a peer group measure), which declined 1.50% for the period. For the fiscal year, the fund paid a monthly dividend totaling about 56 cents a share.

At the start of the fiscal year, the portfolio was less sensitive to interest rates compared to the benchmark. As rates moved up through the first half of the fiscal year, managers employed a strategy that reduced cash position and bought longer maturity bonds and Treasury futures to capture opportunities created by those market conditions. The fund was helped by an underweight position (compared to the benchmark) in bonds with maturities of two to 10 years, but allocations to the transportation sector detracted from returns.

The fund uses derivatives to manage its exposure to interest rates and the yield curve. Instruments such as U.S. Treasury futures might be used when cash bonds are unavailable or not attractively priced.

The market indexes are unmanaged and, therefore, have no expenses. Investors cannot invest directly in an index. There have been periods when the fund has lagged the index. Bloomberg source: Bloomberg Index Services Ltd. Lipper averages reflect the current composition of all eligible mutual funds (all share classes) within a given category. Lipper source: Refinitiv Lipper. Lipper categories are dynamic and averages may have few funds, especially over longer periods. Refer to the Quarterly Statistical Update, available at [capitalgroup.com](http://capitalgroup.com), for the number of funds included in the Lipper category for each fund's lifetime.

How a hypothetical \$10,000 investment has grown (with all distributions reinvested)



The results shown are before taxes on fund distributions and sale of fund shares.

Average annual total returns based on a hypothetical \$1,000 investment

For periods ended July 31, 2023

	1 year	5 years	10 years
<b>Class F-2 shares</b>	-0.26%	2.29%	4.15%
<b>Class A shares*</b>	-4.24	1.28	3.55

\*Assumes reinvestment of all distributions and payment of the maximum 3.75% sales charge.

Results are for past periods and are not predictive of results for future periods. Current and future results may be lower or higher than those shown. Prices and returns will vary, so investors may lose money. Investing for short periods makes losses more likely. For current information and month-end results, refer to [capitalgroup.com](http://capitalgroup.com).

# The Tax-Exempt Fund of California

*The Tax-Exempt Fund of California seeks to provide a high level of current income exempt from regular federal and California state income taxes. Its secondary objective is preservation of capital.*

The fund generated a total return of 0.67% for the 12 months ended July 31, trailing the 1.05% return of the Bloomberg California Municipal Index, a market value-weighted index that includes only investment-grade (rated BBB/Baa and above) tax-exempt bonds of issuers within the state of California. The fund bested the Lipper California Municipal Debt Funds Average, a peer group measure, which fell 0.22%. For the fiscal year, the fund paid a monthly dividend totaling about 45 cents a share.

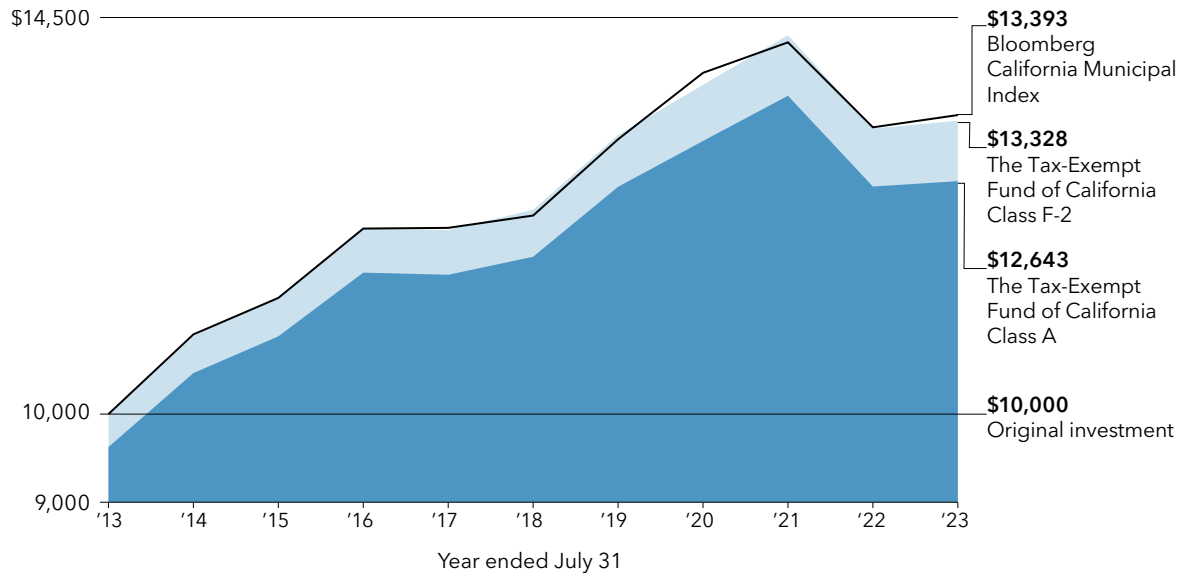
As the Federal Reserve continued its series of hikes during the second half of the fiscal year, managers began to reduce the fund's cash position and add longer maturity bonds and Treasury futures to the portfolio in an effort to add securities that would give the portfolio more interest rate exposure. Managers employed this strategy in part to preserve shareholder capital as well as to mitigate risks from any potential future reduction of rates by the Fed.

Overall, the portfolio benefited from having a relatively smaller allocation of bonds with maturities of five- to 10-years. Security selection in education, however, detracted from those returns.

The fund uses derivatives to manage its exposure to interest rates and the yield curve. Instruments such as U.S. Treasury futures might be used when cash bonds are unavailable or not attractively priced.

The market index is unmanaged and, therefore, has no expenses. Investors cannot invest directly in an index. There have been periods when the fund has lagged the index. Bloomberg source: Bloomberg Index Services Ltd. Lipper averages reflect the current composition of all eligible mutual funds (all share classes) within a given category. Lipper source: Refinitiv Lipper. Lipper categories are dynamic and averages may have few funds, especially over longer periods. Refer to the Quarterly Statistical Update, available at [capitalgroup.com](http://capitalgroup.com), for the number of funds included in the Lipper category for each fund's lifetime.

**How a hypothetical \$10,000 investment has grown**  
(with all distributions reinvested)



The results shown are before taxes on fund distributions and sale of fund shares.

**Average annual total returns based on a hypothetical \$1,000 investment**

For periods ended July 31, 2023

	1 year	5 years	10 years
<b>Class F-2 shares</b>	0.67%	1.59%	2.91%
<b>Class A shares*</b>	-3.27	0.64	2.37

\*Assumes reinvestment of all distributions and payment of the maximum 3.75% sales charge.

Results are for past periods and are not predictive of results for future periods. Current and future results may be lower or higher than those shown. Prices and returns will vary, so investors may lose money. Investing for short periods makes losses more likely. For current information and month-end results, refer to [capitalgroup.com](http://capitalgroup.com).

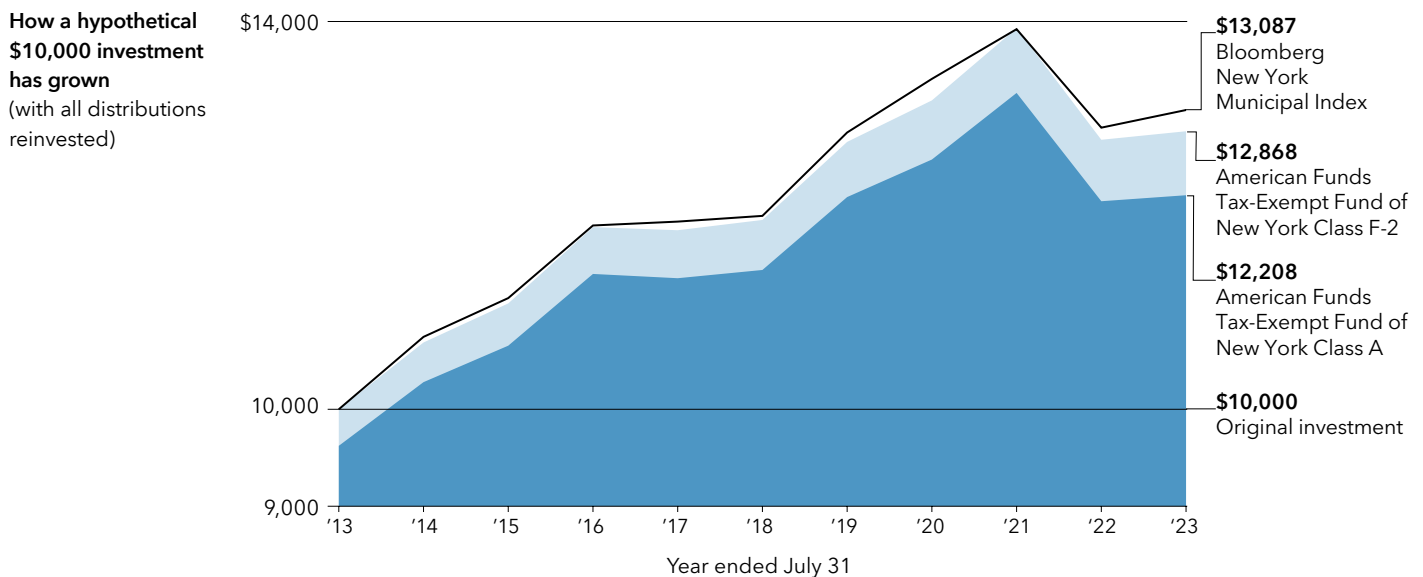
# American Funds Tax-Exempt Fund of New York

American Funds Tax-Exempt Fund of New York seeks to provide a high level of current income exempt from regular federal, New York state and New York City income taxes. Its secondary objective is preservation of capital.

The fund recorded a total return of 0.69% for the fiscal year, lagging the 1.41% posted by Bloomberg New York Municipal Index, a market value-weighted index that includes only investment-grade (rated BBB/Baa and above) tax-exempt bonds of issuers within the state of New York. The fund's result topped the 0.46% return of the Lipper New York Municipal Debt Funds average, a peer group measure. For the fiscal year, the fund paid a monthly dividend totaling about 28 cents a share.

During a fiscal year dominated by interest rate increases by the Federal Reserve, the portfolio's mix of securities that were more sensitive to interest rates meant that relative results lagged those compared to the benchmark. Select holdings in the health care sector detracted from fund returns while education bonds proved supportive.

The market index is unmanaged and, therefore, has no expenses. Investors cannot invest directly in an index. There have been periods when the fund has lagged the index. Bloomberg source: Bloomberg Index Services Ltd. Lipper averages reflect the current composition of all eligible mutual funds (all share classes) within a given category. Lipper source: Refinitiv Lipper. Lipper categories are dynamic and averages may have few funds, especially over longer periods. Refer to the Quarterly Statistical Update, available at [capitalgroup.com](http://capitalgroup.com), for the number of funds included in the Lipper category for each fund's lifetime.



The results shown are before taxes on fund distributions and sale of fund shares.

**Average annual total returns based on a hypothetical \$1,000 investment**

For periods ended July 31, 2023

	1 year	5 years	10 years
<b>Class F-2 shares</b>	0.69%	1.49%	2.55%
<b>Class A shares*</b>	-3.29	0.55	2.01

\*Assumes reinvestment of all distributions and payment of the maximum 3.75% sales charge.

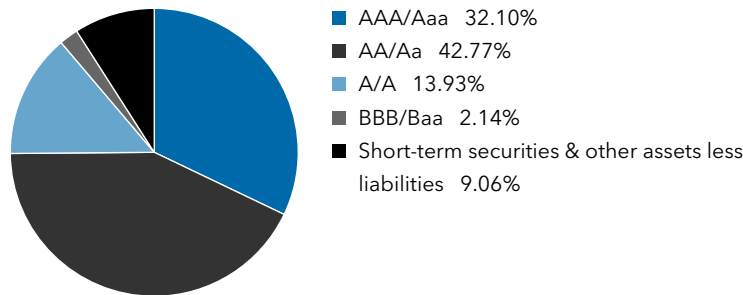
Results are for past periods and are not predictive of results for future periods. Current and future results may be lower or higher than those shown. Prices and returns will vary, so investors may lose money. Investing for short periods makes losses more likely. For current information and month-end results, refer to [capitalgroup.com](http://capitalgroup.com).

# American Funds Short-Term Tax-Exempt Bond Fund

Investment portfolio July 31, 2023

## Portfolio quality summary\*

Percent of net assets



\*Bond ratings, which typically range from AAA/Aaa (highest) to D (lowest), are assigned by credit rating agencies such as Standard & Poor's, Moody's and/or Fitch as an indication of an issuer's creditworthiness. In assigning a credit rating to a security, the fund looks specifically to the ratings assigned to the issuer of the security by Standard & Poor's, Moody's and/or Fitch. If agency ratings differ, the security will be considered to have received the highest of those ratings, consistent with the fund's investment policies. The ratings are not covered by the Report of Independent Registered Public Accounting Firm.

## Bonds, notes & other debt instruments 90.94%

Principal amount (000) Value (000)

### Alabama 3.55%

City of Alabaster, Board of Education, Special Tax School Warrants, Series 2014-A, Assured Guaranty Municipal insured, 5.00% 9/1/2028 (preref. 9/1/2024)	USD500	\$ 509
Black Belt Energy Gas Dist., Gas Project Rev. Bonds, Series 2022-B-1, 5.25% 2/1/2053 (put 6/1/2029)	9,995	10,498
Black Belt Energy Gas Dist., Gas Project Rev. Bonds, Series 2022-B-1, 4.00% 4/1/2053 (put 10/1/2027)	6,000	5,925
Black Belt Energy Gas Dist., Gas Project Rev. Bonds (Project No. 6), Series 2021-B, 4.00% 10/1/2052 (put 12/1/2026)	4,500	4,456
Black Belt Energy Gas Dist., Gas Project Rev. Bonds (Project No. 7), Series 2021-C-1, 4.00% 10/1/2052 (put 12/1/2026)	1,840	1,817
Black Belt Energy Gas Dist., Gas Project Rev. Ref. Bonds, Series 2023-D-1, 5.50% 6/1/2049 (put 2/1/2029)	3,350	3,529
Black Belt Energy Gas Dist., Gas Supply Prepay Rev. Bonds (Project No. 4), Series 2019-A, 4.00% 12/1/2049 (put 12/1/2025)	13,965	13,904
Black Belt Energy Gas Dist., Gas Supply Prepay Rev. Bonds (Project No. 5), Series 2020-A-1, 4.00% 10/1/2049 (put 10/1/2026)	2,875	2,858
Black Belt Energy Gas Dist., Gas Supply Rev. Bonds, Series 2022-D-1, 4.00% 7/1/2052 (put 6/1/2027)	10,080	10,045
Black Belt Energy Gas Dist., Gas Supply Rev. Bonds, Series 2022-F, 5.50% 11/1/2053 (put 12/1/2028)	440	464
Black Belt Energy Gas Dist., Gas Supply Rev. Bonds, Series 2023-B, 5.25% 12/1/2053 (put 12/1/2026)	2,080	2,227
Energy Southeast, Energy Supply Rev. Bonds (A Cooperative Dist.), Series 2023-A-1, 5.50% 11/1/2053 (put 1/1/2031)	2,500	2,692
Federal Aid Highway Fin. Auth., Special Obligation Rev. Bonds, Series 2017-A, 5.00% 9/1/2029 (preref. 9/1/2027)	1,000	1,084
Federal Aid Highway Fin. Auth., Special Obligation Rev. Bonds, Series 2016-A, 5.00% 9/1/2033 (preref. 9/1/2026)	1,500	1,594
Federal Aid Highway Fin. Auth., Special Obligation Rev. Bonds, Series 2017-A, 5.00% 9/1/2035 (preref. 9/1/2027)	2,410	2,614
Federal Aid Highway Fin. Auth., Special Obligation Rev. Bonds, Series 2016-A, 5.00% 9/1/2036 (preref. 9/1/2026)	4,500	4,781
City of Hoover, G.O. Warrants, Series 2016, 4.00% 7/1/2033 (preref. 7/1/2026)	1,000	1,031
Housing Fin. Auth., Multi Family Housing Rev. Bonds (ECG Monrovia Project), Series 2022-A, 2.00% 10/1/2025 (put 10/1/2024)	2,050	2,009
Housing Fin. Auth., Multi Family Housing Rev. Bonds (Peppertree Place Project), Series 2022-C, 3.25% 11/1/2025 (put 11/1/2024)	1,575	1,564
County of Jefferson, Limited Obligation Rev. Ref. Bonds, Series 2017, 5.00% 9/15/2023	1,500	1,502
South East Gas Supply Dist., Gas Supply Rev. Bonds (Project No. 2), Series 2018-A, 4.00% 6/1/2049 (put 6/1/2024)	490	489
Southeast Energy Auth., Commodity Supply Rev. Bonds (Project No. 2), Series 2021-B-1, 4.00% 12/1/2051 (put 12/1/2031)	450	438
Southeast Energy Auth., Commodity Supply Rev. Bonds (Project No. 4), Series 2022-B-1, 5.00% 5/1/2053 (put 8/1/2028)	2,390	2,467
		<u>78,497</u>

### Alaska 0.87%

City of Anchorage, Electric Rev. Ref. Bonds, Series 2014-A, 5.00% 12/1/2041 (preref. 12/1/2024)	1,000	1,023
Housing Fin. Corp., General Mortgage Rev. Bonds, Series 2020-A, 3.25% 12/1/2044	3,210	3,107
Housing Fin. Corp., General Mortgage Rev. Bonds, Series 2016-A, 3.50% 6/1/2046	245	242
Housing Fin. Corp., General Mortgage Rev. Bonds, Series 2022-C, 5.75% 12/1/2052	1,275	1,357
Housing Fin. Corp., State Capital Project Bonds, Series 2022-B, 5.00% 6/1/2026	550	575
Housing Fin. Corp., State Capital Project Bonds, Series 2022-B, 5.00% 12/1/2026	725	766

# American Funds Short-Term Tax-Exempt Bond Fund (continued)

Bonds, notes & other debt instruments (continued)	Principal amount (000)	Value (000)
<b>Alaska (continued)</b>		
Housing Fin. Corp., State Capital Project Bonds, Series 2022-B, 5.00% 6/1/2027	USD590	\$ 629
Housing Fin. Corp., State Capital Project Bonds, Series 2022-B, 5.00% 12/1/2027	600	646
Housing Fin. Corp., State Capital Project Bonds, Series 2014-A, 5.00% 12/1/2032 (preref. 12/1/2023)	1,120	1,126
Housing Fin. Corp., State Capital Project Bonds, Series 2014-A, 5.00% 12/1/2033 (preref. 12/1/2023)	540	543
International Airport System, Rev. Ref. Bonds, Series 2021-C, AMT, 5.00% 10/1/2026	1,500	1,563
International Airport System, Rev. Ref. Bonds, Series 2021-C, AMT, 5.00% 10/1/2027	4,060	4,287
International Airport System, Rev. Ref. Bonds, Series 2021-C, AMT, 5.00% 10/1/2029	3,185	3,446
		<u>19,310</u>
<b>Arizona 1.02%</b>		
Bullhead City, Excise Taxes Rev. Obligations, Series 2021-2, 0.75% 7/1/2025	650	606
Industrial Dev. Auth., Education Rev. Bonds (GreatHearts Arizona Projects), Series 2021-A, 5.00% 7/1/2025	145	150
Industrial Dev. Auth., Hospital Rev. Bonds (Phoenix Children's Hospital), Series 2021-A, 5.00% 2/1/2026	1,200	1,248
Industrial Dev. Auth., Rev. Bonds (Lincoln South Beltway Project), Series 2020, 5.00% 8/1/2023	1,875	1,875
Industrial Dev. Auth., Rev. Bonds (Lincoln South Beltway Project), Series 2020, 5.00% 8/1/2024	1,445	1,470
Industrial Dev. Auth., Rev. Bonds (Lincoln South Beltway Project), Series 2020, 5.00% 11/1/2024	825	843
Industrial Dev. Auth., Rev. Bonds (Lincoln South Beltway Project), Series 2020, 5.00% 8/1/2025	1,675	1,734
Industrial Dev. Auth., Rev. Bonds (Lincoln South Beltway Project), Series 2020, 5.00% 11/1/2025	1,500	1,561
County of Maricopa, Industrial Dev. Auth., Rev. Bonds (Banner Health), Series 2023-A, 5.00% 1/1/2053 (put 5/15/2028)	6,695	7,204
County of Maricopa, Industrial Dev. Auth., Solid Waste Disposal Rev. Bonds (Waste Management, Inc. Project), Series 2001, AMT, 3.375% 12/1/2031 (put 6/3/2024)	900	895
City of Phoenix Civic Improvement Corp., Airport Rev. Bonds, Series 2019-B, AMT, 5.00% 7/1/2025	2,025	2,070
City of Phoenix Civic Improvement Corp., Water System Rev. Ref. Bonds, Series 2014-B, 5.00% 7/1/2024	155	157
City of Phoenix Civic Improvement Corp., Water System Rev. Ref. Bonds, Series 2014-B, 5.00% 7/1/2026	830	842
County of Pima, Sewer System Rev. and Rev. Ref. Obligations, Series 2022, 5.00% 7/1/2027	1,115	1,202
Board of Regents of the Arizona State University System, Rev. Bonds, Series 2020-A, 5.00% 7/1/2026	300	318
County of Yavapai, Industrial Dev. Auth., Solid Waste Disposal Rev. Bonds (Waste Management, Inc. Project), Series 2002, AMT, 1.30% 6/1/2027	450	404
		<u>22,579</u>
<b>California 9.31%</b>		
Bay Area Toll Auth., San Francisco Bay Area Toll Bridge Rev. Bonds, Series 2018-A, 2.625% 4/1/2045 (put 4/1/2026)	2,000	1,945
Bay Area Toll Auth., San Francisco Bay Area Toll Bridge Rev. Bonds, Series 2017-G, 2.00% 4/1/2053 (put 4/1/2024)	5,200	5,131
Bay Area Toll Auth., San Francisco Bay Area Toll Bridge Rev. Bonds, Series 2021-D, (SIFMA Municipal Swap Index + 0.30%) 4.28% 4/1/2056 (put 4/1/2027) <sup>1</sup>	1,200	1,166
Bay Area Toll Auth., San Francisco Bay Area Toll Bridge Rev. Bonds, Series 2021-C, (SIFMA Municipal Swap Index + 0.45%) 4.43% 4/1/2056 (put 4/1/2026) <sup>1</sup>	730	719
Bay Area Toll Auth., San Francisco Bay Area Toll Bridge Rev. Ref. Bonds, Series 2014-S-6, 5.00% 10/1/2054 (preref. 10/1/2024)	1,540	1,574
Trustees of the California State University, Systemwide Rev. Bonds, Series 2017-A, 5.00% 11/1/2026	3,815	4,080
Trustees of the California State University, Systemwide Rev. Bonds, Series 2016-A, 5.00% 11/1/2027	3,620	3,837
Trustees of the California State University, Systemwide Rev. Bonds, Series 2016-B-2, 0.55% 11/1/2049 (put 11/1/2026)	945	840
Trustees of the California State University, Systemwide Rev. Bonds, Series 2016-B-3, 4.00% 11/1/2051 (put 11/1/2023)	1,550	1,550
Carlsbad Unified School Dist., G.O. Bonds, 2018 Election, Series 2021-B, 2.00% 8/1/2023	205	205
Carlsbad Unified School Dist., G.O. Bonds, 2018 Election, Series 2021-B, 2.00% 8/1/2024	195	192
Coachella Valley Water Dist., Drinking Water System Rev. Notes, Series 2022-A, 1.375% 6/1/2025	3,000	2,857
Community Choice Fncg. Auth., Clean Energy Project Rev. Green Bonds, Series 2021-B-1, 4.00% 2/1/2052 (put 8/1/2031)	1,160	1,154
Community Choice Fncg. Auth., Clean Energy Project Rev. Green Bonds, Series 2023-B-1, 5.00% 7/1/2053 (put 8/1/2029)	9,390	9,855
Community Choice Fncg. Auth., Clean Energy Project Rev. Green Bonds, Series 2021-B-1, 5.00% 12/1/2053 (put 8/1/2029)	3,795	3,962
Community Choice Fncg. Auth., Clean Energy Project Rev. Green Bonds, Series 2023-D, 5.50% 5/1/2054 (put 8/1/2028)	1,500	1,583
East Side Union High School Dist., G.O. Bonds, 2014 Election, Series 2023-D, 5.00% 8/1/2026	3,600	3,829
East Side Union High School Dist., G.O. Bonds, 2014 Election, Series 2023-D, 5.00% 8/1/2027	2,555	2,782



# American Funds Short-Term Tax-Exempt Bond Fund (continued)

Bonds, notes & other debt instruments (continued)	Principal amount (000)	Value (000)
<b>California (continued)</b>		
Educational Facs. Auth., Rev. Bonds (University of Southern California), Series 2009-C, 5.25% 10/1/2024 (escrowed to maturity)	USD165	\$ 169
County of El Dorado, Community Facs. Dist. No. 1992-1 (El Dorado Hills Dev.), Special Tax Rev. Ref. Bonds, Series 2012, 5.00% 9/1/2025	1,560	1,562
City of Fontana, Public Facs. Fin. Auth., Special Tax Rev. Ref. Bonds, Series 2021-A, 4.00% 9/1/2023	160	160
Fresno Unified School Dist., G.O. Bonds, 2010 Election, Series 2013-C, 5.50% 8/1/2046	5,000	5,000
Fresno Unified School Dist., G.O. Bonds, 2016 Election, Series 2021-D, 2.00% 8/1/2024	135	133
G.O. Rev. Ref. Bonds, Series 2022, 5.00% 9/1/2024	5,000	5,105
G.O. Rev. Ref. Bonds, Series 2021, 5.00% 9/1/2027	4,505	4,901
G.O. Rev. Ref. Bonds, Series 2021, 5.00% 12/1/2027	1,285	1,406
G.O. Rev. Ref. Bonds, Series 2019, 5.00% 4/1/2029	120	135
G.O. Rev. Ref. Bonds, Series 2018-C, 5.00% 8/1/2030	2,005	2,232
G.O. Rev. Ref. Bonds, Series 2016, 4.00% 9/1/2031	1,305	1,347
Golden State Tobacco Securitization Corp., Enhanced Tobacco Settlement Asset-Backed Bonds, Series 2017-A-1, 5.00% 6/1/2028 (preref. 6/1/2027)	1,570	1,702
Health Facs. Fncg. Auth., Rev. Bonds (Providence St. Joseph Health), Series 2019-B, 5.00% 10/1/2039 (put 10/1/2027)	1,000	1,056
Health Facs. Fncg. Auth., Rev. Bonds (Stanford Health Care), Series 2021-A, 3.00% 8/15/2054 (put 8/15/2025)	5,285	5,271
Health Facs. Fncg. Auth., Rev. Ref. Bonds (Lucile Salter Packard Children's Hospital at Stanford), Series 2022-A, 5.00% 5/15/2024	405	410
Health Facs. Fncg. Auth., Rev. Ref. Bonds (Lucile Salter Packard Children's Hospital at Stanford), Series 2022-A, 5.00% 5/15/2025	690	711
Infrastructure and Econ. Dev. Bank, Rev. Bonds (Brightline West Passenger Rail Project), Series 2020-A, AMT, 3.65% 1/1/2050 (put 1/31/2024) <sup>2</sup>	4,600	4,581
Infrastructure and Econ. Dev. Bank, Rev. Ref. Bonds (Los Angeles County Museum of Art Project), Series 2021-B, 4.68% 12/1/2050 (put 6/1/2026) <sup>1</sup>	945	920
City of Inglewood, Successor Agcy. to the Redev. Agcy., Tax Allocation Bonds (Merged Redev. Project), Series 2017-A, BAM insured, 5.00% 5/1/2028	1,490	1,593
City of Irvine, Reassessment Dist. No. 12-1, Limited Obligation Improvement Bonds, Series 2015, 5.00% 9/2/2029	1,600	1,648
City of Los Angeles, Dept. of Airports, Los Angeles International Airport, Rev. and Rev. Ref. Bonds, Series 2022-C, AMT, 5.00% 5/15/2026	3,500	3,645
City of Los Angeles, Dept. of Airports, Los Angeles International Airport, Rev. and Rev. Ref. Bonds, Series 2021-A, AMT, 5.00% 5/15/2027	1,230	1,304
City of Los Angeles, Dept. of Airports, Los Angeles International Airport, Rev. and Rev. Ref. Bonds, Series 2021-A, AMT, 5.00% 5/15/2028	1,250	1,343
City of Los Angeles, Dept. of Airports, Los Angeles International Airport, Rev. and Rev. Ref. Bonds, Series 2022-C, AMT, 5.00% 5/15/2028	1,350	1,451
City of Los Angeles, Dept. of Airports, Los Angeles International Airport, Rev. Bonds, Series 2020-C, AMT, 5.00% 5/15/2026	3,605	3,755
City of Los Angeles, Dept. of Airports, Los Angeles International Airport, Rev. Bonds, Series 2015-D, AMT, 5.00% 5/15/2027	1,005	1,030
City of Los Angeles, Dept. of Airports, Los Angeles International Airport, Rev. Bonds, Series 2018-D, AMT, 5.00% 5/15/2027	2,000	2,121
City of Los Angeles, Dept. of Airports, Los Angeles International Airport, Rev. Bonds, Series 2022-A, AMT, 5.00% 5/15/2027	2,475	2,625
City of Los Angeles, Dept. of Airports, Los Angeles International Airport, Rev. Bonds, Series 2019-F, AMT, 5.00% 5/15/2028	3,615	3,885
City of Los Angeles, Dept. of Airports, Los Angeles International Airport, Rev. Bonds, Series 2022-G, AMT, 5.00% 5/15/2028	2,100	2,257
City of Los Angeles, Dept. of Airports, Los Angeles International Airport, Rev. Ref. Bonds, Series 2018-B, AMT, 5.00% 5/15/2027	1,000	1,061
City of Los Angeles, Dept. of Airports, Los Angeles International Airport, Rev. Ref. Green Bonds, Series 2023-A, AMT, 5.00% 5/15/2028	750	806
City of Los Angeles, Dept. of Water and Power, Power System Rev. Bonds, Series 2023-A, 5.00% 7/1/2027	5,480	5,969
City of Los Angeles, Wastewater System Rev. Ref. Bonds, Series 2022-C, 5.00% 6/1/2026	500	530
County of Los Angeles, Dev. Auth., Multi Family Housing Mortgage Rev. Bonds (Long Beach Senior Housing), Series 2022, 2.00% 2/1/2026 (put 2/1/2025)	1,240	1,194
County of Los Angeles, Dev. Auth., Multi Family Housing Rev. Bonds (Cantamar Villas), Series 2021-D-1, 0.30% 2/1/2025 (put 2/1/2024)	2,070	2,024
County of Los Angeles, Metropolitan Transportation Auth., Measure R Sales Tax Rev. Ref. Green Bonds, Series 2020-A, 5.00% 6/1/2024	120	122



# American Funds Short-Term Tax-Exempt Bond Fund (continued)

Bonds, notes & other debt instruments (continued)	Principal amount (000)	Value (000)
<b>California (continued)</b>		
County of Los Angeles, Metropolitan Transportation Auth., Measure R Sales Tax Rev. Ref. Green Bonds, Series 2020-A, 5.00% 6/1/2027	USD1,000	\$1,087
Los Angeles Unified School Dist., G.O. Dedicated Unlimited Ad Valorem Property Tax Bonds, Series 2020-C, 5.00% 7/1/2025	2,100	2,183
Los Angeles Unified School Dist., G.O. Dedicated Unlimited Ad Valorem Property Tax Bonds, Series 2020-C, 5.00% 7/1/2026	1,295	1,378
Municipal Fin. Auth., Multi Family Housing Rev. Bonds (Walnut Apartments), Series 2021-A, 0.45% 12/1/2024 (put 12/1/2023)	940	926
Municipal Fin. Auth., Solid Waste Disposal Rev. Bonds (Waste Management, Inc. Project), Series 2019-A, AMT, 2.40% 10/1/2044 (put 10/1/2029)	5,280	4,766
Municipal Fin. Auth., Solid Waste Disposal Rev. Bonds (Waste Management, Inc. Project), Series 2017-A, AMT, 0.70% 12/1/2044 (put 12/1/2023)	1,150	1,134
New Haven Unified School Dist., G.O. Bonds, Capital Appreciation Bonds, Series 2008-C, Assured Guaranty insured, 0% 8/1/2029	7,650	6,238
Northern California Energy Auth., Commodity Supply Rev. Bonds, Series 2018, 4.00% 7/1/2049 (put 7/1/2024)	6,000	6,014
Port of Oakland, Rev. Ref. Bonds, Series 2021-H, AMT, 5.00% 5/1/2028	2,770	2,940
Port of Oakland, Rev. Ref. Bonds, Series 2021-H, AMT, 5.00% 5/1/2029	615	662
Public Fin. Auth., Rev. Bonds (Henry Mayo Newhall Memorial Hospital), Series 2021-A, 4.00% 10/15/2023	155	155
Public Works Board, Lease Rev. Bonds (Dept. of Corrections, Various State Prisons), Series 2017-D, 5.00% 9/1/2027	2,000	2,174
Public Works Board, Lease Rev. Bonds (Various Capital Projects), Series 2016-C, 4.00% 11/1/2031	1,560	1,604
Rialto Unified School Dist., G.O. Bonds, 2022 Election, Series 2023, BAM insured, 0% 8/1/2030	340	269
City of Sacramento, Community Facs. Dist. No. 4 (North Natomas), Special Tax Rev. Ref. Bonds, Series 2013-E, 5.25% 9/1/2025	1,565	1,567
City of Sacramento, Municipal Utility Dist., Electric Rev. Ref. Bonds, Series 2023-D, 5.00% 8/15/2049 (put 7/13/2023)	5,245	5,944
Sacramento Unified School Dist., G.O. Rev. Ref. Bonds, Series 2014, BAM insured, 5.00% 7/1/2024	1,300	1,321
Sacramento Unified School Dist., G.O. Rev. Ref. Bonds, Series 2022, BAM insured, 5.00% 7/1/2027	685	743
City of San Diego, Community Facs. Dist. No. 2 (Santaluz), Improvement Area No. 1, Special Tax Rev. Ref. Bonds, Series 2021, 3.00% 9/1/2023	850	850
City of San Diego, Community Facs. Dist. No. 2 (Santaluz), Improvement Area No. 1, Special Tax Rev. Ref. Bonds, Series 2021, 3.00% 9/1/2024	115	114
County of San Diego, Regional Airport Auth., Airport Rev. Ref. Bonds, Series 2020-C, AMT, 5.00% 7/1/2024	1,000	1,010
City and County of San Francisco, Airport Commission, San Francisco International Airport, Rev. Bonds, Series 2022-A, AMT, 5.00% 5/1/2025	5,990	6,112
City and County of San Francisco, Airport Commission, San Francisco International Airport, Rev. Bonds, Series 2018-G, AMT, 5.00% 5/1/2027	780	819
City and County of San Francisco, Airport Commission, San Francisco International Airport, Rev. Bonds, Series 2023-A-2, AMT, 5.00% 5/1/2029	2,115	2,286
City and County of San Francisco, Airport Commission, San Francisco International Airport, Special Facs. Lease Rev. Bonds (SFO Fuel Co., LLC), Series 2019-A, AMT, 5.00% 1/1/2026	1,500	1,547
City and County of San Francisco, G.O. Rev. Ref. Bonds, Series 2020-R-2, 5.00% 6/15/2024	2,785	2,832
City and County of San Francisco, Public Utilities Commission, Wastewater Rev. Green Bonds, Series 2023-C, 4.00% 10/1/2048 (put 10/1/2029)	5,150	5,441
Santa Margarita Water Dist., Community Facs. Dist. No. 99-1 (Talega), Special Tax Rev. Ref. Bonds, Series 2014-B, 5.00% 9/1/2029	1,150	1,171
Southern California Public Power Auth., Rev. Ref. Green Bonds (Milford Wind Corridor Phase II Project), Series 2021-1, 5.00% 7/1/2025	115	120
Statewide Communities Dev. Auth., Pollution Control Rev. Ref. Bonds (Southern California Edison Co.), Series 2006-D, 2.625% 11/1/2033 (put 12/1/2023)	330	328
Statewide Communities Dev. Auth., Rev. Ref. Bonds (Enloe Medical Center), Series 2015, 5.00% 8/15/2028 (preref. 2/15/2026)	250	263
City of Tustin, Community Facs. Dist. No. 06-1 (Tustin Legacy / Columbus Villages), Special Tax Rev. Ref. Bonds, Series 2015-A, 5.00% 9/1/2030	2,750	2,817
City of Tustin, Community Facs. Dist. No. 2014-1 (Tustin Legacy / Standard Pacific), Special Tax Bonds, Series 2015-A, 5.00% 9/1/2027	200	205
Regents of the University of California, Limited Project Rev. Bonds, Series 2022-S, 5.00% 5/15/2026	470	498
Val Verde Unified School Dist., G.O. Bonds, 2012 Election, Series 2013-A, BAM insured, 5.00% 8/1/2042 (preref. 8/1/2023)	1,500	1,500
Dept. of Veterans Affairs, Home Purchase Rev. Bonds, Series 2016-B, 3.50% 12/1/2045	365	362
Dept. of Veterans Affairs, Home Purchase Rev. Bonds, Series 2022-A, 5.50% 12/1/2052	1,665	1,785
Dept. of Veterans Affairs, Veterans G.O. Bonds, Series 2019-CS, 4.00% 12/1/2049	1,730	1,720
Dept. of Veterans Affairs, Veterans G.O. Bonds, Series 2020-CT, 3.00% 12/1/2050	4,060	3,944

# American Funds Short-Term Tax-Exempt Bond Fund (continued)

Bonds, notes & other debt instruments (continued)	Principal amount (000)	Value (000)
<b>California (continued)</b>		
Dept. of Veterans Affairs, Veterans G.O. Bonds, Series 2022-CU, 5.50% 12/1/2052	USD375	\$ 419
Walnut Valley Unified School Dist., G.O. Bonds, Capital Appreciation Bonds, 2007 Election, Series 2011-B, BAM insured, 0% 8/1/2031	1,030	759
Dept. of Water Resources, Water System Rev. Bonds (Central Valley Project), Series 2016-AW, 5.00% 12/1/2033 (preref. 12/1/2026)	230	246
Dept. of Water Resources, Water System Rev. Bonds (Central Valley Project), Series 2017-AX, 5.00% 12/1/2033 (preref. 12/1/2027)	245	269
William S. Hart Union High School Dist., G.O. Bonds, Capital Appreciation Bonds, 2001 Election, Series 2005-B, Assured Guaranty Municipal insured, 0% 9/1/2025	5,000	4,650
		<u>205,597</u>
<b>Colorado 2.03%</b>		
Certs. of Part., Series 2021-A, 5.00% 12/15/2025	1,000	1,043
Board of Governors of the Colorado State University System, System Enterprise Rev. and Rev. Ref. Bonds, Series 2016-B, 5.00% 3/1/2041 (preref. 3/1/2027)	1,530	1,644
City and County of Denver, Airport System Rev. Bonds, Series 2022-A, AMT, 5.00% 11/15/2027	6,305	6,700
City and County of Denver, Airport System Rev. Bonds, Series 2022-A, AMT, 5.00% 11/15/2028	4,500	4,842
City and County of Denver, Airport System Rev. Bonds, Series 2022-B, 5.00% 11/15/2028	125	138
City and County of Denver, Dept. of Aviation, Airport System Rev. Bonds, Series 2018-A, AMT, 5.00% 12/1/2027	1,500	1,588
City and County of Denver, Dept. of Aviation, Airport System Rev. Bonds, Series 2022-A, AMT, 5.00% 11/15/2029	2,000	2,176
E-470 Public Highway Auth., Rev. Bonds, Series 2021-B, (USD-SOFR x 0.67 + 0.35%) 3.901% 9/1/2039 (put 9/1/2024) <sup>1</sup>	645	643
Health Facs. Auth., Hospital Rev. Bonds (Sanford), Series 2019-A, 5.00% 11/1/2028	1,000	1,089
Housing and Fin. Auth., Single Family Mortgage Bonds, Series 2017-C, Class I, 4.00% 5/1/2048	665	660
Housing and Fin. Auth., Single Family Mortgage Bonds, Series 2018-B-1, Class I, 4.00% 11/1/2048	590	585
Housing and Fin. Auth., Single Family Mortgage Bonds, Series 2018-C, Class I, 4.25% 11/1/2048	455	454
Housing and Fin. Auth., Single Family Mortgage Bonds, Series 2019-C, Class I, 4.25% 5/1/2049	3,350	3,341
Housing and Fin. Auth., Single Family Mortgage Bonds, Series 2019-E, Class I, 4.25% 5/1/2049	965	963
Housing and Fin. Auth., Single Family Mortgage Bonds, Series 2021-E, Class I, 3.00% 11/1/2051	1,950	1,877
Housing and Fin. Auth., Single Family Mortgage Bonds, Series 2021-L, Class I, 3.25% 11/1/2051	1,955	1,892
Housing and Fin. Auth., Single Family Mortgage Bonds, Series 2022-B, Class I, 3.25% 5/1/2052	5,680	5,494
Housing and Fin. Auth., Single Family Mortgage Bonds, Series 2022-E, Class I, 5.25% 11/1/2052	5,425	5,612
Housing and Fin. Auth., Single Family Mortgage Bonds, Series 2023-I, Class III, 6.00% 5/1/2053	2,880	3,153
Regents of the University of Colorado, University Enterprise Rev. and Rev. Ref. Bonds, Series 2019-C, 2.00% 6/1/2054 (put 10/15/2024)	1,000	976
		<u>44,870</u>
<b>Connecticut 1.33%</b>		
Town of East Hartford, Housing Auth., Multi Family Housing Rev. Bonds (Summerfield Townhouses Project), Series 2022-A, 4.25% 2/1/2027 (put 2/1/2025)	3,000	3,003
Health and Educational Facs. Auth., Rev. Bonds (Hartford Healthcare Issue), Series 2021-A, 5.00% 7/1/2028	925	992
Health and Educational Facs. Auth., Rev. Bonds (Stamford Hospital Issue), Series 2022-M, 5.00% 7/1/2025	160	163
Health and Educational Facs. Auth., Rev. Bonds (Yale University Issue), Series 2003-X-2, 0.25% 7/1/2037 (put 2/9/2024)	265	260
Health and Educational Facs. Auth., Rev. Bonds (Yale University Issue), Series 2014-A, 2.80% 7/1/2048 (put 2/10/2026)	5,000	4,897
Health and Educational Facs. Auth., Rev. Bonds (Yale University Issue), Series 2010-A-3, 0.25% 7/1/2049 (put 2/9/2024)	2,280	2,236
Higher Education Supplemental Loan Auth., Rev. Bonds (Chesla Loan Program), Series 2021-B, AMT, 5.00% 11/15/2027	750	786
Higher Education Supplemental Loan Auth., Rev. Bonds (Chesla Loan Program), Series 2021-B, AMT, 5.00% 11/15/2028	545	578
Higher Education Supplemental Loan Auth., Rev. Bonds (Chesla Loan Program), Series 2021-B, AMT, 5.00% 11/15/2029	560	600
Higher Education Supplemental Loan Auth., Rev. Bonds (Chesla Loan Program), Series 2021-B, AMT, 5.00% 11/15/2030	440	475
Housing Fin. Auth., Housing Mortgage Fin. Program Bonds, Series 2018-A-2, AMT, 4.00% 11/15/2041	1,405	1,385
Housing Fin. Auth., Housing Mortgage Fin. Program Bonds, Series 2018-E-1, 4.25% 5/15/2042	895	892
Housing Fin. Auth., Housing Mortgage Fin. Program Bonds, Series 2019-F-1, 3.50% 11/15/2043	655	641
Housing Fin. Auth., Housing Mortgage Fin. Program Bonds, Series 2014-C-1, 4.00% 11/15/2044	75	75
Housing Fin. Auth., Housing Mortgage Fin. Program Bonds, Series 2016-A-1, 4.00% 11/15/2045	200	199

# American Funds Short-Term Tax-Exempt Bond Fund (continued)

Bonds, notes & other debt instruments (continued)	Principal amount (000)	Value (000)
<b>Connecticut (continued)</b>		
Housing Fin. Auth., Housing Mortgage Fin. Program Bonds, Series 2016-E-1, 3.50% 11/15/2046	USD255	\$ 252
Housing Fin. Auth., Housing Mortgage Fin. Program Bonds, Series 2017-A-1, 4.00% 11/15/2047	1,985	1,971
Housing Fin. Auth., Housing Mortgage Fin. Program Bonds, Series 2017-C-1, 4.00% 11/15/2047	1,015	1,008
Housing Fin. Auth., Housing Mortgage Fin. Program Bonds, Series 2017-D-1, 4.00% 11/15/2047	1,210	1,201
Housing Fin. Auth., Housing Mortgage Fin. Program Bonds, Series 2021-B-1, 3.00% 11/15/2049	1,510	1,451
Housing Fin. Auth., Housing Mortgage Fin. Program Bonds, Series 2022-C-4, (SIFMA Municipal Swap Index + 0.625%) 4.61% 5/15/2051 (put 11/15/2024) <sup>1</sup>	3,860	3,859
Housing Fin. Auth., Housing Mortgage Fin. Program Bonds, Series 2022-A-1, 3.50% 11/15/2051	765	746
Housing Fin. Auth., Housing Mortgage Fin. Program Rev. Ref. Bonds, Series 2015-A, 3.50% 11/15/2044	255	254
Housing Fin. Auth., Housing Mortgage Fin. Program Rev. Ref. Bonds, Series 2015-C-1, 3.50% 11/15/2045	335	332
Special Tax Obligation Bonds (Transportation Infrastructure Purposes), Series 2022-A, 5.00% 7/1/2028	1,000	1,102
		<u>29,358</u>
<b>Delaware 0.22%</b>		
G.O. Bonds, Series 2014-B, 4.00% 7/1/2024	1,000	1,007
G.O. Bonds, Series 2021, 5.00% 2/1/2031	130	152
G.O. Rev. Ref. Bonds, Series 2019-A, 5.00% 10/1/2028	3,400	3,783
		<u>4,942</u>
<b>District of Columbia 1.51%</b>		
G.O. Bonds, Series 2023-A, 5.00% 1/1/2027	2,525	2,699
G.O. Bonds, Series 2015-A, 5.00% 6/1/2032	2,930	3,019
Housing Fin. Agcy., Collateralized Multi Family Housing Rev. Bonds (Kenilworth 166 Apartments Project), Series 2021, 1.25% 6/1/2025 (put 12/1/2024)	7,395	7,111
Housing Fin. Agcy., Collateralized Multi Family Housing Rev. Bonds (Paxton Project), Series 2022, 4.00% 9/1/2040 (put 9/1/2025)	1,000	1,003
Metropolitan Washington DC Airports Auth., Airport System Rev. and Rev. Ref. Bonds, Series 2021-A, AMT, 5.00% 10/1/2025	4,000	4,110
Metropolitan Washington DC Airports Auth., Airport System Rev. and Rev. Ref. Bonds, Series 2017-A, AMT, 5.00% 10/1/2026	1,000	1,044
Metropolitan Washington DC Airports Auth., Airport System Rev. and Rev. Ref. Bonds, Series 2021-A, AMT, 5.00% 10/1/2026	1,500	1,566
Metropolitan Washington DC Airports Auth., Airport System Rev. and Rev. Ref. Bonds, Series 2021-A, AMT, 5.00% 10/1/2028	3,410	3,663
Metropolitan Washington DC Airports Auth., Airport System Rev. Ref. Bonds, Series 2021-A, AMT, 5.00% 10/1/2023	1,915	1,919
Metropolitan Washington DC Airports Auth., Airport System Rev. Ref. Bonds, Series 2019-A, AMT, 5.00% 10/1/2024	1,000	1,015
Metropolitan Washington DC Airports Auth., Airport System Rev. Ref. Bonds, Series 2020-A, AMT, 5.00% 10/1/2025	1,000	1,027
Metropolitan Washington DC Airports Auth., Airport System Rev. Ref. Bonds, Series 2022-A, AMT, 5.00% 10/1/2025	900	925
Metropolitan Washington DC Airports Auth., Airport System Rev. Ref. Bonds, Series 2022-A, AMT, 5.00% 10/1/2026	2,000	2,089
Metropolitan Washington DC Airports Auth., Airport System Rev. Ref. Bonds, Series 2020-B, AMT, 5.00% 10/1/2027	1,000	1,061
Metropolitan Washington DC Airports Auth., Airport System Rev. Ref. Bonds, Series 2022-A, AMT, 5.00% 10/1/2027	490	520
Rev. Ref. Bonds (National Public Radio, Inc. Issue), Series 2016, 5.00% 4/1/2028 (preref. 4/1/2026)	230	242
Rev. Ref. Bonds (National Public Radio, Inc. Issue), Series 2016, 5.00% 4/1/2029 (preref. 4/1/2026)	225	237
Water and Sewer Auth., Public Utility Rev. Bonds, Series 2014-C, 5.00% 10/1/2025	150	153
		<u>33,403</u>
<b>Florida 4.19%</b>		
County of Alachua, Health Facs. Auth., Health Facs. Rev. Ref. Bonds, Series 2019-B-1, 4.00% 12/1/2023	450	450
County of Broward, Airport System Rev. Bonds, Series 2017, AMT, 5.00% 10/1/2023	1,100	1,103
County of Broward, Housing Fin. Auth., Multi Family Housing Rev. Bonds (Solaris Apartments), Series 2021-B, 0.70% 1/1/2025 (put 7/1/2024)	1,555	1,499
Central Florida Expressway Auth., Rev. Ref. Bonds, Series 2021, Assured Guaranty Municipal insured, 5.00% 7/1/2024	885	898

# American Funds Short-Term Tax-Exempt Bond Fund (continued)

Bonds, notes & other debt instruments (continued)	Principal amount (000)	Value (000)
<b>Florida (continued)</b>		
City of Daytona Beach, Housing Auth., Multi Family Housing Rev. Bonds (The WM at the River Project), Series 2021-B, 1.25% 12/1/2025 (put 12/1/2024)	USD1,415	\$ 1,357
Board of Education, Lottery Rev. Ref. Bonds, Series 2016-B, 5.00% 7/1/2027	3,175	3,342
Board of Education, Public Education Capital Outlay Bonds, Series 2018-B, 5.00% 6/1/2027	1,940	2,097
Fin. Auth., Econ. Dev. Rev. Ref. Bonds (Republic Services, Inc. Project), Series 2010-A, AMT, 4.05% 5/1/2034 (put 12/1/2022)	8,835	8,833
Greater Orlando Aviation Auth., Airport Facs. Rev. Bonds, Series 2019-A, AMT, 5.00% 10/1/2023	1,500	1,502
Greater Orlando Aviation Auth., Airport Facs. Rev. Bonds, Series 2016-A, AMT, 5.00% 10/1/2029 (preref. 10/1/2026)	1,000	1,049
Greater Orlando Aviation Auth., Airport Facs. Rev. Bonds, Series 2017-A, AMT, 5.00% 10/1/2030 (preref. 10/1/2027)	1,025	1,097
County of Hillsborough, Aviation Auth., Tampa International Airport Rev. Bonds, Series 2022-A, AMT, 5.00% 10/1/2027	6,750	7,159
County of Hillsborough, Aviation Auth., Tampa International Airport Rev. Bonds, Series 2015-A, AMT, 5.00% 10/1/2040 (preref. 10/1/2024)	3,310	3,361
Housing Fin. Corp., Homeowner Mortgage Rev. Bonds, Series 2017-1, 4.00% 7/1/2048	745	741
Housing Fin. Corp., Homeowner Mortgage Rev. Bonds, Series 2018-1, 4.00% 7/1/2049	785	779
Housing Fin. Corp., Homeowner Mortgage Rev. Bonds, Series 2018-2, 4.25% 1/1/2050	2,280	2,273
Housing Fin. Corp., Homeowner Mortgage Rev. Bonds, Series 2020-2, 3.00% 7/1/2051	350	338
Housing Fin. Corp., Homeowner Mortgage Rev. Bonds, Series 2020-1, 3.50% 7/1/2051	715	700
Housing Fin. Corp., Homeowner Mortgage Rev. Bonds, Series 2021-2, 3.00% 7/1/2052	4,575	4,390
Housing Fin. Corp., Homeowner Mortgage Rev. Bonds, Series 2022-1, 3.50% 7/1/2052	875	854
Housing Fin. Corp., Multi Family Mortgage Rev. Bonds (The Canopy at West River Towers 1 & 2), Series 2022-A-2, 3.25% 5/1/2026 (put 5/1/2025)	4,155	4,105
JEA, Water and Sewer System Rev. Bonds, Series 2020-A, 5.00% 10/1/2023	630	632
JEA, Water and Sewer System Rev. Bonds, Series 2020-A, 5.00% 10/1/2024	600	612
JEA, Water and Sewer System Rev. Bonds, Series 2020-A, 5.00% 10/1/2025	1,540	1,600
JEA, Water and Sewer System Rev. Bonds, Series 2020-A, 5.00% 10/1/2025	280	291
County of Lee, Airport Rev. Bonds, Series 2021-B, AMT, 5.00% 10/1/2029	350	378
County of Miami-Dade, Expressway Auth., Toll System Rev. Ref. Bonds, Series 2014-B, BAM insured, 5.00% 7/1/2026	1,000	1,012
County of Miami-Dade, Housing Fin. Auth., Multi Family Housing Rev. Bonds (Platform 3750), Series 2021, 0.25% 8/1/2024 (put 8/1/2023)	1,580	1,580
County of Miami-Dade, Housing Fin. Auth., Multi Family Housing Rev. Bonds (Quail Roost Transit Village I), Series 2023, 5.00% 9/1/2026 (put 9/1/2025)	1,000	1,019
County of Miami-Dade, Multi Family Housing Rev. Bonds (Council Towers Seniors Apartment Homes Project), Series 2023, 5.00% 2/1/2024	1,865	1,873
County of Miami-Dade, Seaport Rev. Ref. Bonds, Series 2022-A, AMT, 5.00% 10/1/2030	2,670	2,919
County of Orange, Health Facs. Auth., Health Care Facs. Rev. Bonds (Presbyterian Retirement Communities Project), Series 2016, 5.00% 8/1/2047	3,495	3,600
County of Orange, Health Facs. Auth., Hospital Rev. Bonds (Orlando Health Obligated Group), Series 2023-A, 5.00% 10/1/2031	1,600	1,820
County of Orange, Housing Fin. Auth., Multi Family Housing Rev. Bonds (Dunwoodie Place Apartments), Series 2021-A, 0.20% 9/1/2024 (put 9/1/2023)	2,160	2,152
County of Orange, Housing Fin. Auth., Multi Family Housing Rev. Bonds (Stratford Point Apartments), Series 2021-B, 0.55% 1/1/2025 (put 7/1/2024)	2,335	2,247
Orlando Utilities Commission, Utility System Rev. Ref. Bonds, Series 2020-A, 5.00% 10/1/2027	1,000	1,087
County of Palm Beach, Housing Fin. Auth., Multi Family Housing Rev. Bonds (Christian Manor), Series 2022, 1.25% 2/1/2025 (put 2/1/2024)	2,480	2,433
County of Pinellas, Housing Fin. Auth., Multi Family Mortgage Backed Bonds (Jordan Park Apartments), Series 2021-B, 0.65% 1/1/2025 (put 7/1/2024)	1,225	1,180
County of Polk, Utility System Rev. and Rev. Ref. Bonds, Series 2013, BAM insured, 5.00% 10/1/2043 (preref. 10/1/2023)	1,670	1,675
City of Tampa, Hospital Rev. Bonds (H. Lee Moffitt Cancer Center Project), Series 2020-B, 5.00% 7/1/2024	100	101
City of Tampa, Hospital Rev. Bonds (H. Lee Moffitt Cancer Center Project), Series 2020-B, 5.00% 7/1/2025	75	77
City of Tampa, Hospital Rev. Bonds (H. Lee Moffitt Cancer Center Project), Series 2020-B, 5.00% 7/1/2026	100	104
Dept. of Transportation, Right-of-Way Acquisition and Bridge Construction Bonds, Series 2022-A, 5.00% 7/1/2026	1,641	1,739
Dept. of Transportation, Right-of-Way Acquisition and Bridge Construction Bonds, Series 2016-A, 5.00% 7/1/2027	315	334
Dept. of Transportation, Right-of-Way Acquisition and Bridge Construction Bonds, Series 2018-B, 5.00% 7/1/2027	445	482
Dept. of Transportation, Turnpike Rev. Ref. Bonds, Series 2023-A, 5.00% 7/1/2025	10,065	10,413

# American Funds Short-Term Tax-Exempt Bond Fund (continued)

Bonds, notes & other debt instruments (continued)	Principal amount (000)	Value (000)
<b>Florida (continued)</b>		
Dept. of Transportation, Turnpike Rev. Ref. Bonds, Series 2023-A, 5.00% 7/1/2026	USD1,515	\$ 1,602
Dept. of Transportation Fncg. Corp., Rev. Bonds, Series 2020, 5.00% 7/1/2024	590	599
Dept. of Transportation Fncg. Corp., Rev. Bonds, Series 2022, 5.00% 7/1/2026	1,000	1,059
		<u>92,547</u>
<b>Georgia 3.43%</b>		
City of Atlanta, Airport General Rev. Ref. Bonds, Series 2014-B, 5.00% 1/1/2026	1,200	1,206
City of Atlanta, Airport General Rev. Ref. Bonds, Series 2021-B, 5.00% 7/1/2027	430	462
City of Atlanta, Airport General Rev. Ref. Bonds, Series 2021-C, AMT, 5.00% 7/1/2028	665	712
City of Atlanta, Urban Residential Fin. Auth., Multi Family Housing Rev. Bonds (Sylvan Hills Senior Apartments Project), Series 2020, 0.41% 12/1/2025 (put 12/1/2023)	785	774
County of Bartow, Dev. Auth., Pollution Control Rev. Bonds (Georgia Power Co. Plant Bowen Project), Series 1997-1, 1.80% 9/1/2029	560	469
County of Burke, Dev. Auth., Pollution Control Rev. Bonds (Oglethorpe Power Corp. Vogtle Project), Series 2013-A, 1.50% 1/1/2040 (put 2/3/2025)	1,175	1,114
City of Columbus, Dev. Auth., Multi Family Housing Rev. Bonds (Highland Terrance Phase II Project), Series 2021-B, 0.34% 4/1/2025 (put 4/1/2024)	2,000	1,942
County of Dawson, Dev. Auth., Multi Family Housing Rev. Bonds (Peaks of Dawsonville Project), Series 2021, 0.28% 10/1/2023	3,500	3,481
County of Dekalb, Housing Auth., Multi Family Housing Rev. Bonds (Columbia Village Project), Series 2021-A, 0.34% 8/1/2024 (put 8/1/2023)	2,420	2,420
G.O. Bonds, Series 2020-A, 5.00% 8/1/2023	790	790
G.O. Bonds, Series 2015-A, 5.00% 2/1/2027	1,000	1,027
G.O. Rev. Ref. Bonds, Series 2016-E, 5.00% 12/1/2027	500	535
Housing and Fin. Auth., Single Family Mortgage Bonds, Series 2014-A-1, 4.00% 6/1/2044	70	70
Housing and Fin. Auth., Single Family Mortgage Bonds, Series 2015-A-1, 3.50% 6/1/2045	15	15
Housing and Fin. Auth., Single Family Mortgage Bonds, Series 2016-A-1, 3.50% 12/1/2046	110	109
Housing and Fin. Auth., Single Family Mortgage Bonds, Series 2017-A, 4.00% 12/1/2047	1,030	1,024
Main Street Natural Gas, Inc., Gas Supply Rev. Bonds, Series 2019-A, 5.00% 5/15/2026	3,000	3,040
Main Street Natural Gas, Inc., Gas Supply Rev. Bonds, Series 2018-A, 4.00% 4/1/2048 (put 9/1/2023)	770	770
Main Street Natural Gas, Inc., Gas Supply Rev. Bonds, Series 2018-B, (3-month USD-LIBOR x 0.67 + 0.75%) 4.237% 4/1/2048 (put 9/1/2023) <sup>1,3</sup>	5,000	5,001
Main Street Natural Gas, Inc., Gas Supply Rev. Bonds, Series 2018-D, (3-month USD-LIBOR x 0.67 + 0.83%) 4.317% 8/1/2048 (put 12/1/2023) <sup>1,3</sup>	9,055	9,061
Main Street Natural Gas, Inc., Gas Supply Rev. Bonds, Series 2021-A, 4.00% 7/1/2052 (put 9/1/2027)	3,000	2,989
Main Street Natural Gas, Inc., Gas Supply Rev. Bonds, Series 2023-B, 5.00% 7/1/2053 (put 3/1/2030)	1,000	1,049
Main Street Natural Gas, Inc., Gas Supply Rev. Bonds, Series 2023-C, 5.00% 9/1/2053 (put 12/1/2029)	7,560	7,952
Municipal Electric Auth., Combined Cycle Project Rev. Bonds, Series 2020-A, 4.00% 11/1/2025	1,400	1,414
Municipal Electric Auth., General Resolution Projects Bonds, Series 2021-A, 4.00% 1/1/2027	270	274
Municipal Electric Auth., Plant Vogtle Units 3 and 4 Project M Bonds, Series 2021-A, Assured Guaranty Municipal insured, 5.00% 1/1/2024	190	191
Municipal Electric Auth., Plant Vogtle Units 3 and 4 Project M Bonds, Series 2021-A, Assured Guaranty Municipal insured, 5.00% 1/1/2025	200	204
Municipal Electric Auth., Plant Vogtle Units 3 and 4 Project M Bonds, Series 2021-A, Assured Guaranty Municipal insured, 5.00% 1/1/2026	280	291
Municipal Electric Auth., Plant Vogtle Units 3 and 4 Project M Bonds, Series 2021-A, Assured Guaranty Municipal insured, 5.00% 1/1/2027	220	233
Municipal Electric Auth., Plant Vogtle Units 3 and 4 Project M Bonds, Series 2023-A, Assured Guaranty Municipal insured, 5.00% 7/1/2029	500	552
Municipal Electric Auth., Plant Vogtle Units 3 and 4 Project M Bonds, Series 2023-A, Assured Guaranty Municipal insured, 5.00% 7/1/2030	500	559
Municipal Electric Auth., Plant Vogtle Units 3 and 4 Project M Bonds, Series 2023-A, Assured Guaranty Municipal insured, 5.00% 7/1/2031	500	565
Municipal Electric Auth., Plant Vogtle Units 3 and 4 Project P Bonds, Series 2021-A, 5.00% 1/1/2024	170	171
Municipal Electric Auth., Plant Vogtle Units 3 and 4 Project P Bonds, Series 2021-A, 5.00% 1/1/2025	195	198
Municipal Electric Auth., Plant Vogtle Units 3 and 4 Project P Bonds, Series 2021-A, 5.00% 1/1/2026	200	205
Municipal Electric Auth., Plant Vogtle Units 3 and 4 Project P Bonds, Series 2021-A, 5.00% 1/1/2027	200	208
Municipal Electric Auth., Project One Bonds, Series 2020-A, 5.00% 1/1/2028	1,285	1,370
Municipal Electric Auth., Project One Bonds, Series 2021-A, 5.00% 1/1/2030	740	812
Northwest Georgia Housing Auth., Multi Family Housing Rev. Bonds (Dallas Manor Apartments Project), Series 2021, 0.25% 10/1/2024 (put 10/1/2023)	325	323



# American Funds Short-Term Tax-Exempt Bond Fund (continued)

Bonds, notes & other debt instruments (continued)	Principal amount (000)	Value (000)
<b>Georgia (continued)</b>		
Northwest Georgia Housing Auth., Multi Family Housing Rev. Bonds (Spring Grove Apartments Project), Series 2021, 0.25% 10/1/2024 (put 10/1/2023)	USD2,250	\$ 2,233
Private Colleges and Universities Auth., Rev. Bonds (The Savannah College of Art and Design Projects), Series 2021, 5.00% 4/1/2028	400	432
County of Rockdale, Dev. Auth., Multi Family Housing Rev. Bonds (Arbours at Conyers Project), Series 2022, 3.625% 2/1/2026 (put 2/1/2025)	8,105	8,035
City of Valdosta, Housing Auth., Multi Family Housing Rev. Bonds (TISHCO Rural Rental Housing Portfolio Project), Series 2022, 1.25% 2/1/2025 (put 2/1/2024)	560	552
City of Villa Rica, Downtown Dev. Auth., Multi Family Housing Rev. Bonds (Arbours at Villa Rica Project), Series 2022, 1.25% 8/1/2025 (put 8/1/2024)	9,955	9,662
County of Walker, Dev. Auth., Multi Family Housing Rev. Bonds (Gateway at Rossville Project), Series 2021-B, 0.46% 12/1/2024 (put 12/1/2023)	1,225	1,207
		<u>75,703</u>
<b>Hawaii 0.18%</b>		
Airports System Rev. Bonds, Series 2018-A, AMT, 5.00% 7/1/2029	1,000	1,065
G.O. Rev. Ref. Bonds, Series 2016, 5.00% 10/1/2028	2,080	2,204
Dept. of Transportation, Airports Division, Lease Rev. Certs. of Part., Series 2013, AMT, 5.00% 8/1/2023	690	690
		<u>3,959</u>
<b>Idaho 0.21%</b>		
Health Facs. Auth., Rev. Bonds (St. Luke's Health System Project), Series 2021-A, 5.00% 3/1/2027	200	211
Health Facs. Auth., Rev. Bonds (St. Luke's Health System Project), Series 2021-A, 5.00% 3/1/2028	260	280
Health Facs. Auth., Rev. Bonds (St. Luke's Health System Project), Series 2021-A, 5.00% 3/1/2029	165	181
Housing and Fin. Assn., Sales Tax Rev. Bonds (Transportation Expansion and Congestion Mitigation Fund), Series 2022-A, 5.00% 8/15/2027	1,100	1,189
Housing and Fin. Assn., Sales Tax Rev. Bonds (Transportation Expansion and Congestion Mitigation Fund), Series 2023-A, 5.00% 8/15/2030	1,750	2,007
Housing and Fin. Assn., Single Family Mortgage Bonds, Series 2019-A, 4.00% 1/1/2050	705	699
		<u>4,567</u>
<b>Illinois 2.88%</b>		
City of Chicago, Board of Education, Unlimited Tax G.O. Rev. Ref. Bonds (Dedicated Rev.), Series 2018-C, Assured Guaranty Municipal insured, 5.00% 12/1/2027	1,950	2,043
City of Chicago, Board of Education, Unlimited Tax G.O. Rev. Ref. Bonds (Dedicated Rev.), Series 2018-A, Assured Guaranty Municipal insured, 5.00% 12/1/2029	2,500	2,638
City of Chicago, Wastewater Transmission Rev. Bonds, Series 2014, 5.00% 1/1/2024	625	628
City of Chicago, Wastewater Transmission Rev. Ref. Bonds, Series 2017-B, Assured Guaranty Municipal insured, 5.00% 1/1/2027	1,000	1,062
City of Chicago, Wastewater Transmission Rev. Ref. Bonds, Series 2023-B, Assured Guaranty Municipal insured, 5.00% 1/1/2029	700	766
City of Chicago, Wastewater Transmission Rev. Ref. Bonds, Series 2023-B, Assured Guaranty Municipal insured, 5.00% 1/1/2030	1,885	2,093
City of Chicago, Water Rev. Bonds, Series 2012, 5.00% 11/1/2023	1,200	1,201
City of Chicago, Water Rev. Ref. Bonds, Series 2023-B, Assured Guaranty Municipal insured, 5.00% 11/1/2029	750	832
City of Chicago, Water Rev. Ref. Bonds, Series 2023-B, Assured Guaranty Municipal insured, 5.00% 11/1/2031	1,455	1,658
County of Cook, G.O. Rev. Ref. Bonds, Series 2022-A, 5.00% 11/15/2029	3,005	3,328
Fin. Auth., Rev. Bonds (Art Institute of Chicago), Series 2016, 5.00% 3/1/2024	130	131
Fin. Auth., Rev. Bonds (Centegra Health System), Series 2014-A, 5.00% 9/1/2026 (preref. 9/1/2024)	1,000	1,017
Fin. Auth., Rev. Bonds (Centegra Health System), Series 2014-A, 5.00% 9/1/2027 (preref. 9/1/2024)	200	204
Fin. Auth., Rev. Bonds (Northshore University HealthSystem), Series 2020-A, 5.00% 8/15/2025	1,265	1,308
Fin. Auth., Rev. Bonds (OSF Healthcare System), Series 2020-B-1, 5.00% 5/15/2050 (put 11/15/2024)	2,585	2,606
Fin. Auth., Rev. Bonds (OSF Healthcare System), Series 2020-B-2, 5.00% 5/15/2050 (put 11/15/2026)	285	296
Fin. Auth., Rev. Bonds (Presbyterian Homes Obligated Group), Series 2021-B, (SIFMA Municipal Swap Index + 0.70%) 4.68% 5/1/2042 (put 5/1/2026) <sup>1</sup>	250	244
Fin. Auth., Rev. Bonds (University of Chicago Medicine), Series 2022-B-2, 5.00% 8/15/2052 (put 8/15/2027)	6,875	7,311
Fin. Auth., Rev. Bonds (University of Chicago), Series 2014-A, 5.00% 10/1/2023	200	201
Fin. Auth., Rev. Bonds (University of Chicago), Series 2021-A, 5.00% 10/1/2025	1,235	1,280
G.O. Bonds, Series 2022-A, 5.00% 3/1/2024	475	479
G.O. Bonds, Series 2020, 5.50% 5/1/2026	1,500	1,581

# American Funds Short-Term Tax-Exempt Bond Fund (continued)

Bonds, notes & other debt instruments (continued)	Principal amount (000)	Value (000)
<b>Illinois (continued)</b>		
G.O. Rev. Ref. Bonds, Series 2022-B, 5.00% 3/1/2026	USD3,950	\$ 4,100
Housing Dev. Auth., Multi Family Housing Rev. Bonds, Series 2021-C, 0.80% 7/1/2026	410	376
Housing Dev. Auth., Multi Family Housing Rev. Bonds (Bellwood Senior), Series 2022, 4.00% 3/1/2043 (put 12/1/2024)	1,455	1,451
Housing Dev. Auth., Multi Family Housing Rev. Bonds (Berry Manor), Series 2022, 4.00% 9/1/2025 (put 9/1/2024)	190	190
Housing Dev. Auth., Multi Family Housing Rev. Bonds (Marshall Field Garden Apartment Homes), Series 2015, (SIFMA Municipal Swap Index + 1.00%) 4.98% 5/15/2050 (put 5/15/2025) <sup>1</sup>	6,625	6,636
Housing Dev. Auth., Rev. Bonds, Series 2019-A, 4.25% 10/1/2049	275	274
Housing Dev. Auth., Rev. Bonds, Series 2021-D, 3.00% 10/1/2051	4,475	4,296
Housing Dev. Auth., Rev. Bonds, Series 2023-H, 5.75% 10/1/2053	1,125	1,209
Metropolitan Pier and Exposition Auth., McCormick Place Expansion Project Rev. Bonds, Series 2002-A, Assured Guaranty Municipal insured, 5.50% 12/15/2023	690	695
Metropolitan Pier and Exposition Auth., McCormick Place Expansion Project Rev. Ref. Bonds, Series 2022-A, 3.00% 6/15/2024	765	757
Metropolitan Pier and Exposition Auth., McCormick Place Expansion Project Rev. Ref. Bonds, Series 2017-B, 5.00% 12/15/2027	100	105
Metropolitan Pier and Exposition Auth., McCormick Place Expansion Project Rev. Ref. Bonds, Series 2022-B, 5.00% 12/15/2027	675	691
Sales Tax Securitization Corp., Sales Tax Securitization Bonds, Series 2017-A, 5.00% 1/1/2027	1,000	1,055
Sales Tax Securitization Corp., Sales Tax Securitization Rev. Ref. Bonds, Series 2023-C, 5.00% 1/1/2029	1,930	2,084
Southwestern Illinois Dev. Auth., Health Fac. Rev. Bonds (Memorial Group, Inc.), Series 2013, 7.25% 11/1/2036 (preref. 11/1/2023)	2,500	2,522
Toll Highway Auth., Toll Highway Rev. Bonds, Series 2014-D, 5.00% 1/1/2024	1,295	1,304
Toll Highway Auth., Toll Highway Rev. Bonds, Series 2019-C, 5.00% 1/1/2025	2,765	2,834
Toll Highway Auth., Toll Highway Rev. Ref. Bonds, Series 2019-A, 5.00% 1/1/2025	250	256
		<u>63,742</u>
<b>Indiana 2.57%</b>		
Fin. Auth., Environmental Facs. Rev. Ref. Bonds (Indianapolis Power & Light Co. Project), Series 2020-B, AMT, 0.95% 12/1/2038 (put 4/1/2026)	520	468
Fin. Auth., Environmental Improvement Rev. Bonds (Fulcrum Centerpoint, LLC Project), Series 2022-A, AMT, 4.50% 12/15/2046 (put 12/1/2023)	5,000	4,990
Fin. Auth., Hospital Rev. Ref. Bonds (Indiana University Health), Series 2023-B-1, 5.00% 10/1/2062 (put 7/1/2028)	6,320	6,848
Fin. Auth., Hospital Rev. Ref. Bonds (Parkview Health System), Series 2017-A, 5.00% 11/1/2023	1,335	1,340
Fin. Auth., State Revolving Fund Green Bonds, Series 2019-E, 5.00% 2/1/2026	1,465	1,534
Fin. Auth., State Revolving Fund Program Green Bonds, Series 2021-B, 5.00% 2/1/2027	330	353
Fin. Auth., State Revolving Fund Program Green Bonds, Series 2021-B, 5.00% 2/1/2028	425	465
Fin. Auth., Wastewater Utility Rev. Ref. Bonds (CWA Auth. Project), Series 2021-1, 5.00% 10/1/2023	1,195	1,198
Fin. Auth., Wastewater Utility Rev. Ref. Bonds (CWA Auth. Project), Series 2021-2, 5.00% 10/1/2023	220	221
Fin. Auth., Wastewater Utility Rev. Ref. Bonds (CWA Auth. Project), Series 2021-2, 5.00% 10/1/2025	1,250	1,298
Fin. Auth., Wastewater Utility Rev. Ref. Bonds (CWA Auth. Project), Series 2024-A, 5.00% 10/1/2027	1,250	1,310
Fin. Auth., Wastewater Utility Rev. Ref. Bonds (CWA Auth. Project), Series 2021-2, 5.00% 10/1/2028	1,250	1,377
Fin. Auth., Wastewater Utility Rev. Ref. Bonds (CWA Auth. Project), Series 2022-A, 5.00% 10/1/2028	1,100	1,213
Health Fac. Fncg. Auth., Rev. Bonds (Ascension Health Subordinate Credit Group), Series 2005-A-1, 4.00% 11/1/2023	110	110
Housing and Community Dev. Auth., Multi Family Housing Rev. Bonds (Emerald Pointe Apartments Project), Series 2022, 5.00% 11/1/2025 (put 11/1/2024)	375	379
Housing and Community Dev. Auth., Single Family Mortgage Rev. Bonds, Series 2018-A, 4.00% 7/1/2048	3,020	2,996
Housing and Community Dev. Auth., Single Family Mortgage Rev. Bonds, Series 2019-A, 4.25% 7/1/2048	2,120	2,114
Housing and Community Dev. Auth., Single Family Mortgage Rev. Bonds, Series 2020-A, 3.75% 1/1/2049	275	271
Housing and Community Dev. Auth., Single Family Mortgage Rev. Bonds, Series 2020-B-1, 3.25% 7/1/2049	220	214
Housing and Community Dev. Auth., Single Family Mortgage Rev. Bonds, Series 2021-B, 3.00% 7/1/2050	705	678
Housing and Community Dev. Auth., Single Family Mortgage Rev. Bonds, Series 2021-C-1, 3.00% 1/1/2052	2,260	2,163
Housing and Community Dev. Auth., Single Family Mortgage Rev. Bonds, Series 2022-C-1, 5.00% 7/1/2053	430	444
Housing and Community Dev. Auth., Single Family Mortgage Rev. Bonds, Series 2023-A-1, 5.75% 7/1/2053	2,100	2,238
Indiana Secondary Market for Education Loans, Inc., Student Loan Program Rev. Bonds, Series 2022-1A, AMT, 5.00% 6/1/2027	1,500	1,553
Indiana Secondary Market for Education Loans, Inc., Student Loan Program Rev. Bonds, Series 2022-1A, AMT, 5.00% 6/1/2028	1,350	1,411
Indiana Secondary Market for Education Loans, Inc., Student Loan Program Rev. Bonds, Series 2022-1A, AMT, 5.00% 6/1/2029	1,225	1,293

# American Funds Short-Term Tax-Exempt Bond Fund (continued)

Bonds, notes & other debt instruments (continued)	Principal amount (000)	Value (000)
<b>Indiana (continued)</b>		
City of Indianapolis, Local Public Improvement Bond Bank Bonds (Indianapolis Airport Auth. Project), Series 2019-I-2, 5.00% 1/1/2024	USD240	\$ 242
City of Indianapolis, Local Public Improvement Bond Bank Bonds (Indianapolis Airport Auth. Project), Series 2019-I-2, 5.00% 1/1/2025	255	261
City of Indianapolis, Local Public Improvement Bond Bank Rev. Ref. Bonds (Cityway 1 Project), Series 2021-B, 5.00% 2/1/2024	635	639
City of Indianapolis, Local Public Improvement Bond Bank Rev. Ref. Bonds (Indianapolis Airport Auth. Project), Series 2015-I, AMT, 5.00% 1/1/2026	2,965	3,016
City of Indianapolis, Local Public Improvement Bond Bank Rev. Ref. Bonds (Indianapolis Airport Auth. Project), Series 2016-A-1, AMT, 5.00% 1/1/2028	300	311
City of Indianapolis, Local Public Improvement Bond Bank Rev. Ref. Bonds (Indianapolis Airport Auth. Project), Series 2015-I, AMT, 5.00% 1/1/2033	2,000	2,031
City of Indianapolis, Water System Rev. Ref. Bonds, Series 2016-B, 5.00% 10/1/2028	4,000	4,231
City of Kokomo, Multi Family Housing Rev. Bonds (KHA RAD I Apartments), Series 2021-A, 0.56% 2/1/2025 (put 2/1/2024)	2,710	2,654
Municipal Power Agcy., Power Supply System Rev. Bonds, Series 2022-A, 5.00% 1/1/2028	700	757
City of Whiting, Environmental Facs. Rev. Bonds (BP Products North America, Inc. Project), Series 2016-A, AMT, 4.40% 3/1/2046 (put 6/10/2031)	1,000	1,019
City of Whiting, Environmental Facs. Rev. Ref. Bonds (BP Products North America, Inc. Project), Series 2019-A, AMT, 5.00% 12/1/2044 (put 6/15/2026)	3,000	3,085
		<u>56,725</u>
<b>Iowa 0.78%</b>		
Fin. Auth., Single Family Mortgage Bonds, Series 2022-A, 3.00% 1/1/2052	3,215	3,074
Fin. Auth., Single Family Mortgage Bonds (Mortgage-Backed Securities Program), Series 2019-D, 3.50% 1/1/2049	300	293
Fin. Auth., Solid Waste Fac. Rev. Green Bonds (Gevco NW Iowa RNG, LLC Renewable Natural Gas Project), Series 2021, AMT, 1.50% 1/1/2042 (put 4/1/2024)	905	884
PEFA, Inc., Gas Project Rev. Bonds, Series 2019, 5.00% 9/1/2049 (put 9/1/2026)	12,780	13,018
		<u>17,269</u>
<b>Kansas 0.52%</b>		
Dev. Fin. Auth., Hospital Rev. Bonds (Advent Health Obligated Group), Series 2021-B, 5.00% 11/15/2054 (put 11/15/2028)	5,040	5,459
Johnson County Unified School Dist. No. 512, G.O. Rev. Ref. and Improvement Bonds (Shawnee Mission), Series 2015-A, 5.00% 10/1/2033 (preref. 10/1/2025)	2,000	2,081
Dept. of Transportation, Highway Rev. Bonds, Series 2004-C-4, (1-month USD-LIBOR x 0.70 + 0.50%) 4.144% 9/1/2024 <sup>1,3</sup>	4,000	3,990
		<u>11,530</u>
<b>Kentucky 0.59%</b>		
Housing Corp., Multi Family Housing Rev. Bonds (Cambridge Square Project), Series 2021, 0.30% 8/1/2024 (put 2/1/2024)	800	783
Housing Corp., Multi Family Housing Rev. Bonds (New Hope Properties Portfolio Project), Series 2021, 0.41% 4/1/2024 (put 10/1/2023)	4,435	4,397
Housing Corp., Multi Family Housing Rev. Bonds (Winterwood II Rural Housing Portfolio), Series 2021, 0.37% 10/1/2024 (put 10/1/2023)	1,790	1,776
Public Energy Auth., Gas Supply Rev. Bonds, Series 2018-B, 4.00% 1/1/2049 (put 1/1/2025)	2,035	2,035
Public Energy Auth., Gas Supply Rev. Bonds, Series 2019-A-1, 4.00% 12/1/2049 (put 6/1/2025)	1,905	1,900
Public Energy Auth., Gas Supply Rev. Bonds, Series 2022-A-2, (USD-SOFR x 0.67 + 1.20%) 4.757% 8/1/2052 (put 8/1/2030) <sup>1</sup>	570	548
County of Trimble, Pollution Control Rev. Ref. Bonds (Louisville Gas and Electric Co. Project), Series 2016-A, AMT, 1.30% 9/1/2044 (put 9/1/2027)	1,975	1,668
		<u>13,107</u>



# American Funds Short-Term Tax-Exempt Bond Fund (continued)

Bonds, notes & other debt instruments (continued)	Principal amount (000)	Value (000)
<b>Louisiana 1.57%</b>		
Parish of East Baton Rouge, Road and Street Improvement Sales Tax Rev. Ref. Bonds, Series 2020, Assured Guaranty Municipal insured, 5.00% 8/1/2024	USD1,000	\$ 1,016
Parish of East Baton Rouge, Sewerage Commission, Multi Modal Rev. Ref. Bonds, Series 2021-A, 1.30% 2/1/2041 (put 2/1/2028)	3,000	2,548
Parish of East Baton Rouge, Sewerage Commission, Rev. Ref. Bonds, Series 2019, 5.00% 2/1/2026	1,125	1,175
Gasoline and Fuels Tax Rev. Ref. Bonds, Series 2022-A, (USD-SOFR x 0.50 + 0.50%) 4.042% 5/1/2043 (put 5/1/2026) <sup>1</sup>	1,125	1,104
Grant Anticipation Rev. Bonds, Series 2021, 5.00% 9/1/2023	835	836
Housing Corp., Multi Family Housing Rev. Bonds (Hollywood Acres and Hollywood Heights Projects), Series 2019, 0.55% 12/1/2023	1,900	1,873
Housing Corp., Multi Family Housing Rev. Bonds (Mabry Place Townhomes Project), Series 2021, 0.31% 8/1/2024 (put 8/1/2023)	2,320	2,320
Housing Corp., Single Family Mortgage Rev. Bonds (Home Ownership Program), Series 2022-A, 5.00% 6/1/2052	10,550	10,865
Housing Corp., Single Family Mortgage Rev. Bonds (Home Ownership Program), Series 2023-A, 5.75% 6/1/2054	600	648
Parish of Jefferson, Sales Tax Rev. Ref. Bonds, Series 2019-A, Assured Guaranty Municipal insured, 5.00% 12/1/2023	250	251
Local Government Environmental Facs. and Community Dev. Auth., Rev. Ref. Bonds (Louisiana Community and Technical College System Act 391 Projects), Series 2017, BAM insured, 5.00% 10/1/2024	1,000	1,016
Louisiana Stadium and Exposition Dist., Rev. Bonds, Series 2023-A, 5.00% 7/1/2030	475	531
Louisiana Stadium and Exposition Dist., Rev. Bonds, Series 2023-A, 5.00% 7/1/2031	550	624
City of New Orleans, Sewerage Service Rev. and Rev. Ref. Bonds, Series 2015, 5.00% 12/1/2040 (preref. 12/1/2025)	1,000	1,041
City of New Orleans, Sewerage Service Rev. and Rev. Ref. Bonds, Series 2015, 5.00% 6/1/2045 (preref. 6/1/2025)	3,000	3,102
Offshore Terminal Auth., Deepwater Port Rev. Bonds (Loop, LLC Project), Series 2013-A, 1.65% 9/1/2033 (put 12/1/2023)	1,835	1,816
Public Facs. Auth., Hospital Rev. Bonds (Louisiana Children's Medical Center Project), Series 2015-A-3, 5.00% 6/1/2045 (put 6/1/2028)	680	724
Public Facs. Auth., Rev. Bonds (Ochsner Clinic Foundation Project), Series 2020-B, 5.00% 5/15/2050 (put 5/15/2025)	610	622
Public Facs. Auth., Rev. Ref. Bonds (Nineteenth Judicial Dist. Court Building Project), Series 2015, Assured Guaranty Municipal insured, 5.00% 6/1/2036 (preref. 6/1/2025)	1,020	1,052
Parish of Tangipahoa, Hospital Service Dist. No. 1, Hospital Rev. Ref. Bonds (North Oaks Health System Project), Series 2021, 5.00% 2/1/2027	1,500	1,550
		<u>34,714</u>
<b>Maine 0.24%</b>		
Fin. Auth., Student Loan Rev. Bonds, Series 2021-A-1, Assured Guaranty Municipal insured, 5.00% 12/1/2024	65	66
Fin. Auth., Student Loan Rev. Bonds, Series 2021-A-1, Assured Guaranty Municipal insured, 5.00% 12/1/2025	75	77
Housing Auth., Mortgage Purchase Bonds, Series 2017-A, 4.00% 11/15/2047	145	144
Housing Auth., Mortgage Purchase Bonds, Series 2021-D, 3.00% 11/15/2051	4,345	4,173
Housing Auth., Mortgage Purchase Rev. Ref. Bonds, Series 2015-E-1, AMT, 3.50% 11/15/2035	760	752
		<u>5,212</u>
<b>Maryland 2.45%</b>		
Community Dev. Administration, Dept. of Housing and Community Dev., Residential Rev. Bonds, Series 2014-B, AMT, 3.25% 9/1/2044	375	373
Community Dev. Administration, Dept. of Housing and Community Dev., Residential Rev. Bonds, Series 2018-A, 4.50% 9/1/2048	2,530	2,537
Community Dev. Administration, Dept. of Housing and Community Dev., Residential Rev. Bonds, Series 2018-B, AMT, 4.50% 9/1/2048	1,065	1,061
Community Dev. Administration, Dept. of Housing and Community Dev., Residential Rev. Bonds, Series 2019-C, 3.50% 3/1/2050	660	647
Community Dev. Administration, Dept. of Housing and Community Dev., Residential Rev. Bonds, Series 2020-A, 3.75% 3/1/2050	720	709
Community Dev. Administration, Dept. of Housing and Community Dev., Residential Rev. Bonds, Series 2020-D, 3.25% 9/1/2050	4,530	4,404
Community Dev. Administration, Dept. of Housing and Community Dev., Residential Rev. Bonds, Series 2021-A, 3.00% 9/1/2051	4,080	3,935

# American Funds Short-Term Tax-Exempt Bond Fund (continued)

Bonds, notes & other debt instruments (continued)	Principal amount (000)	Value (000)
<b>Maryland (continued)</b>		
Community Dev. Administration, Dept. of Housing and Community Dev., Residential Rev. Bonds, Series 2021-B, 3.00% 9/1/2051	USD1,220	\$ 1,173
Community Dev. Administration, Dept. of Housing and Community Dev., Residential Rev. Bonds, Series 2021-C, 3.00% 9/1/2051	2,532	2,432
G.O. Bonds, State and Local Facs. Loan of 2017, Series 2017-A-2, 5.00% 8/1/2028	1,535	1,663
G.O. Bonds, State and Local Facs. Loan of 2020, Series 2020-A-2, 5.00% 8/1/2028	1,000	1,107
G.O. Bonds, State and Local Facs. Loan of 2023, Series 2023-A-2, 5.00% 3/15/2029	5,240	5,875
G.O. Bonds, State and Local Facs. Loan of 2023, Series 2023-A-2, 5.00% 3/15/2030	3,090	3,533
G.O. Rev. Ref. Bonds, State and Local Facs. Loan of 2017, Series 2017-B-2, 5.00% 8/1/2026	4,000	4,240
G.O. Rev. Ref. Bonds, State and Local Facs. Loan of 2021, Series 2022-C-2, 4.00% 3/1/2028	2,000	2,107
Health and Higher Educational Facs. Auth., Rev. Bonds (Peninsula Regional Medical Center Issue), Series 2015, 5.00% 7/1/2045 (preref. 7/1/2024)	3,000	3,042
County of Montgomery, Consolidated Public Improvement G.O. Rev. Ref. Bonds, Series 2017-C, 5.00% 10/1/2028	2,010	2,185
County of Montgomery, Housing Opportunities Commission, Single Family Housing Rev. Bonds, Series 2017-A, 4.00% 7/1/2048	785	779
County of Montgomery, Housing Opportunities Commission, Single Family Housing Rev. Bonds, Series 2018-A, 4.00% 7/1/2049	1,140	1,131
County of Prince George, Certs. of Part. (Behavioral Health Fac. and Capital Equipment), Series 2021, 5.00% 10/1/2023	700	702
County of Prince George, G.O. Public Improvement Bonds, Series 2022-A, 5.00% 7/1/2027	2,500	2,704
Dept. of Transportation, Consolidated Transportation Bonds, Series 2019, 5.00% 10/1/2026	2,775	2,954
Dept. of Transportation, Consolidated Transportation Bonds, Series 2016, 5.00% 11/1/2026	3,050	3,121
Transportation Auth., Transportation Facs. Projects Rev. Bonds, Series 2020, 5.00% 7/1/2026	1,585	1,678
		<u>54,092</u>
<b>Massachusetts 0.72%</b>		
Clean Water Trust, Revolving Fund Green Bonds, Series 2024-A, 5.00% 2/1/2027	500	537
Clean Water Trust, Revolving Fund Green Bonds, Series 2024-B, 5.00% 2/1/2027	500	537
Clean Water Trust, Revolving Fund Green Bonds, Series 2024-A, 5.00% 2/1/2028	625	687
Clean Water Trust, Revolving Fund Green Bonds, Series 2024-B, 5.00% 2/1/2028	750	824
Clean Water Trust, Revolving Fund Rev. Ref. Green Bonds, Series 2022, 5.00% 2/1/2027	750	805
Clean Water Trust, Revolving Fund Rev. Ref. Green Bonds, Series 2022, 5.00% 2/1/2028	1,000	1,099
Dev. Fin. Agcy., Rev. Bonds (Mass General Brigham, Inc.), Series 2019-T-1, 4.58% 7/1/2049 (put 1/29/2026) <sup>1,2</sup>	470	465
Dev. Fin. Agcy., Rev. Ref. Bonds (Berkshire Health Systems Issue), Series 2021-I, 5.00% 10/1/2024	915	930
Educational Fncg. Auth., Education Loan Rev. Bonds, Series 2021-B, AMT, 2.00% 7/1/2037	205	173
Educational Fncg. Auth., Education Loan Rev. Bonds, Series 2022-B, AMT, 3.625% 7/1/2038	2,400	2,204
Educational Fncg. Auth., Education Loan Rev. Bonds, Series 2023-B, AMT, 4.25% 7/1/2044	2,065	2,044
Housing Fin. Agcy., Housing Green Bonds, Series 2021-A-2, 0.30% 12/1/2023	125	124
Housing Fin. Agcy., Housing Green Bonds, Series 2021-A-2, 0.40% 6/1/2024	160	155
Housing Fin. Agcy., Housing Green Bonds, Series 2021-B-2, 0.75% 6/1/2025	195	182
Housing Fin. Agcy., Housing Green Bonds, Series 2022-D-3, 3.35% 6/1/2027	1,950	1,940
Housing Fin. Agcy., Single Family Housing Rev. Bonds, Series 181, 4.00% 12/1/2044	125	124
Housing Fin. Agcy., Single Family Housing Rev. Bonds, Series 172, 4.00% 6/1/2045	90	90
Housing Fin. Agcy., Single Family Housing Rev. Bonds, Series 183, 3.50% 12/1/2046	150	148
Housing Fin. Agcy., Single Family Housing Rev. Bonds, Series 223, 3.00% 6/1/2047	770	741
Housing Fin. Agcy., Single Family Housing Rev. Bonds, Series 224, 5.00% 6/1/2050	375	386
Housing Fin. Agcy., Single Family Housing Rev. Ref. Bonds, Series 177, AMT, 4.00% 6/1/2039	540	536
Housing Fin. Agcy., Single Family Housing Rev. Ref. Bonds, Series 188, AMT, 4.00% 6/1/2043	290	287
Transportation Fund Rev. Bonds (Rail Enhancement Program), Series 2021-B, 5.00% 6/1/2026	350	370
Water Resources Auth., General Rev. Bonds, Series 2020-B, 5.00% 8/1/2029	475	538
		<u>15,926</u>
<b>Michigan 2.36%</b>		
Brandon School Dist., Unlimited Tax G.O. Rev. Ref. Bonds, Series 2016, 5.00% 5/1/2030 (preref. 5/1/2025)	1,250	1,290
Fin. Auth., Hospital Rev. Ref. Bonds (Beaumont - Spectrum Consolidation), Series 2022, 5.00% 4/15/2025	2,000	2,054
Fin. Auth., Hospital Rev. Ref. Bonds (Beaumont - Spectrum Consolidation), Series 2022, 5.00% 4/15/2027	1,170	1,244
Fin. Auth., Tobacco Settlement Asset-Backed Bonds, Series 2020-A-1, 5.00% 6/1/2025	1,000	1,024
Grant Anticipation Rev. Ref. Bonds, Series 2016, 5.00% 3/15/2027	3,000	3,218
Great Lakes Water Auth., Sewage Disposal System Rev. Ref. Bonds, Series 2018-B, 5.00% 7/1/2028	215	237
Great Lakes Water Auth., Sewage Disposal System Rev. Ref. Bonds, Series 2018-B, 5.00% 7/1/2029	2,900	3,251

# American Funds Short-Term Tax-Exempt Bond Fund (continued)

Bonds, notes & other debt instruments (continued)	Principal amount (000)	Value (000)
<b>Michigan (continued)</b>		
Housing Dev. Auth., Multi Family Housing Rev. Bonds (800 E. Court Street Village Apartments Project), Series 2023, 5.00% 2/1/2026 (put 2/1/2025)	USD6,235	\$ 6,302
Housing Dev. Auth., Rental Housing Rev. Bonds, Series 2021-A, 0.55% 4/1/2025	675	633
Housing Dev. Auth., Single Family Mortgage Rev. Bonds, Series 2015-A, 4.00% 6/1/2046	1,105	1,101
Housing Dev. Auth., Single Family Mortgage Rev. Bonds, Series 2016-B, 3.50% 6/1/2047	625	616
Housing Dev. Auth., Single Family Mortgage Rev. Bonds, Series 2017-B, 3.50% 6/1/2048	2,070	2,037
Housing Dev. Auth., Single Family Mortgage Rev. Bonds, Series 2018-A, 4.00% 12/1/2048	3,440	3,413
Housing Dev. Auth., Single Family Mortgage Rev. Bonds, Series 2018-C, 4.25% 6/1/2049	3,845	3,834
Housing Dev. Auth., Single Family Mortgage Rev. Bonds, Series 2020-A, 3.50% 12/1/2050	3,420	3,344
Housing Dev. Auth., Single Family Mortgage Rev. Bonds, Series 2021-A, 3.00% 6/1/2052	2,400	2,305
Housing Dev. Auth., Single Family Mortgage Rev. Bonds, Series 2022-A, 5.00% 6/1/2053	2,970	3,065
Housing Dev. Auth., Single Family Mortgage Rev. Bonds, Series 2022-D, 5.50% 6/1/2053	5,920	6,232
Housing Dev. Auth., Single Family Mortgage Rev. Bonds, Series 2023-A, 5.50% 12/1/2053	5,225	5,588
City of Lansing, Board of Water and Light, Utility System Rev. Bonds, Series 2019-A, 5.00% 7/1/2024	375	381
Strategic Fund, Limited Obligation Rev. Bonds (Consumers Energy Co. Project), Series 2019, AMT, 1.80% 10/1/2049 (put 10/1/2024)	710	690
County of Wayne, Airport Auth., Airport Rev. Bonds (Detroit Metropolitan Wayne County Airport), Series 2018-C, 5.00% 12/1/2023	290	292
		<u>52,151</u>
<b>Minnesota 2.29%</b>		
G.O. Bonds, Various Purpose Bonds, Series 2021-A, 5.00% 9/1/2028	1,000	1,111
G.O. Rev. Ref. Bonds, Series 2017-D, 5.00% 10/1/2025	1,475	1,537
G.O. Rev. Ref. Bonds, Series 2016-D, 5.00% 8/1/2026	1,000	1,061
Housing Fin. Agcy., Residential Housing Fin. Bonds, Series 2013-A, AMT, 3.00% 7/1/2031	30	30
Housing Fin. Agcy., Residential Housing Fin. Bonds, Series 2014-A, 4.00% 7/1/2038	115	115
Housing Fin. Agcy., Residential Housing Fin. Bonds, Series 2015-A, AMT, 4.00% 1/1/2041	80	80
Housing Fin. Agcy., Residential Housing Fin. Bonds, Series 2014-C, AMT, 4.00% 1/1/2045	295	292
Housing Fin. Agcy., Residential Housing Fin. Bonds, Series 2015-E, AMT, 3.50% 1/1/2046	630	620
Housing Fin. Agcy., Residential Housing Fin. Bonds, Series 2016-E, 4.00% 1/1/2047	30	30
Housing Fin. Agcy., Residential Housing Fin. Bonds, Series 2017-E, 4.00% 1/1/2048	360	357
Housing Fin. Agcy., Residential Housing Fin. Bonds, Series 2018-B, 4.00% 7/1/2048	2,780	2,765
Housing Fin. Agcy., Residential Housing Fin. Bonds, Series 2018-E, 4.25% 1/1/2049	2,830	2,822
Housing Fin. Agcy., Residential Housing Fin. Bonds, Series 2020-B, 3.50% 7/1/2050	1,095	1,071
Housing Fin. Agcy., Residential Housing Fin. Bonds, Series 2020-E, 3.50% 7/1/2050	895	875
Housing Fin. Agcy., Residential Housing Fin. Bonds, Series 2020-I, 3.00% 1/1/2051	1,195	1,151
Housing Fin. Agcy., Residential Housing Fin. Bonds, Series 2021-B, 3.00% 7/1/2051	605	582
Housing Fin. Agcy., Residential Housing Fin. Bonds, Series 2021-D, 3.00% 1/1/2052	4,230	4,063
Housing Fin. Agcy., Residential Housing Fin. Bonds, Series 2021-F, 3.00% 7/1/2052	3,825	3,671
Housing Fin. Agcy., Residential Housing Fin. Bonds, Series 2021-H, 3.00% 7/1/2052	2,735	2,624
Housing Fin. Agcy., Residential Housing Fin. Bonds, Series 2022-A, 3.00% 7/1/2052	4,485	4,297
Housing Fin. Agcy., Residential Housing Fin. Bonds, Series 2023-F, 5.75% 7/1/2053	950	1,021
City of Minneapolis, Health Care System Rev. Bonds (Allina Health System), Series 2023-A, 5.00% 11/15/2052 (put 11/15/2028)	5,420	5,833
City of Mounds View, Multi Family Housing Rev. Bonds (Sherman Forbes Project), Series 2023-A, 4.05% 11/1/2026 (put 11/1/2024)	1,000	998
Municipal Gas Agcy., Commodity Supply Rev. Bonds, Series 2022-A, 4.00% 12/1/2052 (put 12/1/2027)	11,265	11,243
City of St. Paul, Metropolitan Airports Commission, Airport Rev. Ref. Bonds, Series 2014-B, AMT, 5.00% 1/1/2025	1,000	1,005
City of St. Paul, Metropolitan Airports Commission, Airport Rev. Ref. Bonds, Series 2022-B, AMT, 5.00% 1/1/2025	475	483
City of St. Paul, Metropolitan Airports Commission, Airport Rev. Ref. Bonds, Series 2022-B, AMT, 5.00% 1/1/2026	880	902
		<u>50,639</u>

# American Funds Short-Term Tax-Exempt Bond Fund (continued)

Bonds, notes & other debt instruments (continued)	Principal amount (000)	Value (000)
<b>Mississippi 0.26%</b>		
Home Corp., Multi Family Housing Rev. Bonds (Southwest Village Apartments Project), Series 2022-2, 2.00% 2/1/2025 (put 2/1/2024)	USD1,760	\$ 1,744
Home Corp., Single Family Mortgage Social Rev. Bonds, Series 2022-A, 3.00% 6/1/2050	945	907
Home Corp., Single Family Mortgage Social Rev. Bonds, Series 2022-C, 5.00% 12/1/2052	1,020	1,052
West Rankin Utility Auth., Rev. Bonds, Series 2018, Assured Guaranty Municipal insured, 5.00% 1/1/2033 (preref. 1/1/2025)	1,025	1,050
West Rankin Utility Auth., Rev. Bonds, Series 2018, Assured Guaranty Municipal insured, 5.00% 1/1/2034 (preref. 1/1/2025)	1,025	1,049
		<u>5,802</u>
<b>Missouri 1.05%</b>		
Health and Educational Facs. Auth., Health Facs. Rev. Bonds (BJC Health System), Series 2021-B, 4.00% 5/1/2051 (put 5/1/2026)	6,005	6,097
Health and Educational Facs. Auth., Senior Living Facs. Rev. Bonds (Lutheran Senior Services), Series 2016-A, 5.00% 2/1/2025	100	100
Housing Dev. Commission, Single Family Mortgage Rev. Bonds (First Place Homeownership Loan Program), Series 2016-B, 3.50% 5/1/2041	1,050	1,040
Housing Dev. Commission, Single Family Mortgage Rev. Bonds (First Place Homeownership Loan Program), Series 2020-A, 3.50% 11/1/2050	2,430	2,377
Housing Dev. Commission, Single Family Mortgage Rev. Bonds (First Place Homeownership Loan Program), Series 2020-C, 3.50% 11/1/2050	760	743
Housing Dev. Commission, Single Family Mortgage Rev. Bonds (First Place Homeownership Loan Program), Series 2020-D, 3.25% 5/1/2051	3,225	3,128
Housing Dev. Commission, Single Family Mortgage Rev. Bonds (First Place Homeownership Loan Program), Series 2021-A, 3.00% 5/1/2052	985	947
Housing Dev. Commission, Single Family Mortgage Rev. Bonds (First Place Homeownership Loan Program), Series 2021-B, 3.00% 5/1/2052	3,850	3,699
Housing Dev. Commission, Single Family Mortgage Rev. Bonds (First Place Homeownership Loan Program), Series 2021-C, 3.25% 11/1/2052	975	944
Housing Dev. Commission, Single Family Mortgage Rev. Bonds (Special Homeownership Loan Program), Series 2014-B, 4.00% 11/1/2040	160	159
Housing Dev. Commission, Single Family Mortgage Rev. Bonds (Special Homeownership Loan Program), Series 2014-A, 4.00% 11/1/2041	95	95
Housing Dev. Commission, Single Family Mortgage Rev. Bonds (Special Homeownership Loan Program), Series 2015-B-1, AMT, 4.00% 11/1/2045	665	658
County of St. Charles, Industrial Dev. Auth., Multi Family Housing Rev. Bonds (Hidden Valley Estates), Series 2021, 0.27% 8/1/2025 (put 10/1/2023)	1,540	1,528
City of St. Louis, Airport Rev. Ref. Bonds (Lambert-St. Louis International Airport), Series 2005, National insured, 5.50% 7/1/2030	1,500	1,740
		<u>23,255</u>
<b>Montana 0.21%</b>		
Board of Housing, Single Family Homeownership Bonds, Series 2012-A-2, AMT, 4.00% 12/1/2038	60	60
Board of Housing, Single Family Mortgage Bonds, Series 2015-B-2, AMT, 3.50% 12/1/2042	120	118
Board of Housing, Single Family Mortgage Bonds, Series 2016-A-2, 3.50% 6/1/2044	80	79
Board of Housing, Single Family Mortgage Bonds, Series 2019-A, 4.25% 12/1/2045	975	972
Board of Housing, Single Family Mortgage Bonds, Series 2020-C, 3.00% 12/1/2050	1,000	965
Board of Housing, Single Family Mortgage Bonds, Series 2020-B, 4.00% 12/1/2050	835	828
Board of Housing, Single Family Mortgage Bonds, Series 2021-B, 3.00% 12/1/2051	360	346
Board of Housing, Single Family Mortgage Bonds, Series 2022-A, 3.00% 6/1/2052	1,355	1,300
		<u>4,668</u>
<b>Nebraska 0.41%</b>		
Investment Fin. Auth., Single Family Housing Rev. Bonds, Series 2017-B, AMT, 3.50% 3/1/2040	75	73
Investment Fin. Auth., Single Family Housing Rev. Bonds, Series 2014-A, 4.00% 9/1/2044	305	304
Investment Fin. Auth., Single Family Housing Rev. Bonds, Series 2015-C, 3.50% 9/1/2045	435	433
Investment Fin. Auth., Single Family Housing Rev. Bonds, Series 2016-C, 3.50% 9/1/2046	155	152
Investment Fin. Auth., Single Family Housing Rev. Bonds, Series 2018-A, 4.00% 9/1/2048	480	476
Investment Fin. Auth., Single Family Housing Rev. Bonds, Series 2018-C, 4.00% 9/1/2048	2,675	2,654

# American Funds Short-Term Tax-Exempt Bond Fund (continued)

Bonds, notes & other debt instruments (continued)	Principal amount (000)	Value (000)
<b>Nebraska (continued)</b>		
Investment Fin. Auth., Single Family Housing Rev. Bonds, Series 2019-B, AMT, 4.00% 9/1/2049	USD1,505	\$ 1,482
Investment Fin. Auth., Single Family Housing Rev. Bonds, Series 2020-C, 3.00% 9/1/2050	510	492
Investment Fin. Auth., Single Family Housing Rev. Bonds, Series 2021-C, 3.00% 9/1/2050	3,030	2,912
		<u>8,978</u>
<b>Nevada 0.69%</b>		
Dept. of Business and Industry, Rev. Bonds (Brightline West Passenger Rail Project), Series 2020-A, AMT, 3.70% 1/1/2050 (put 1/31/2024) <sup>2</sup>	1,885	1,877
County of Clark, Las Vegas-McCarran International Airport, Passenger Fac. Charge Rev. Ref. Bonds, Series 2015-C, 5.00% 7/1/2027	1,815	1,951
Housing Division, Multi Family Housing Rev. Bonds (Southwest Village Apartments), Series 2021, 0.47% 10/1/2024 (put 10/1/2023)	515	511
Housing Division, Multi Family Housing Rev. Bonds (Woodcreek Apartments), Series 2022, 5.00% 12/1/2025 (put 12/1/2024)	2,775	2,807
Housing Division, Single Family Mortgage Rev. Ref. Bonds, Series 2022-A, 3.50% 4/1/2051	960	937
Las Vegas Convention and Visitors Auth., Convention Center Expansion and Renovation Rev. Bonds, Series 2022-B, 5.00% 7/1/2029	1,210	1,344
Las Vegas Valley Water Dist., Limited Tax G.O. Water Rev. Ref. Bonds, Series 2020-A, 5.00% 6/1/2026	1,685	1,778
Las Vegas Valley Water Dist., Limited Tax G.O. Water Rev. Ref. Bonds, Series 2016-B, 5.00% 6/1/2031	1,750	1,836
Las Vegas Valley Water Dist., Limited Tax G.O. Water Rev. Ref. Bonds, Series 2016-B, 5.00% 6/1/2034	2,195	2,297
		<u>15,338</u>
<b>New Hampshire 0.30%</b>		
Housing Fin. Auth., Single Family Mortgage Rev. Bonds, Series 2023-A, 6.00% 7/1/2053	435	469
Housing Fin. Auth., Single Family Mortgage Rev. Bonds, Series 2023-B, 6.00% 1/1/2055	2,820	3,063
National Fin. Auth., Solid Waste Disposal Rev. Ref. Bonds (Waste Management, Inc. Project), Series 2018-A, AMT, (SIFMA Municipal Swap Index + 0.75%) 4.355% 10/1/2033 (put 7/1/2024) <sup>1</sup>	3,085	3,029
		<u>6,561</u>
<b>New Jersey 2.18%</b>		
City of Bayonne, General Improvement Rev. Ref. Bonds, Series 2016, BAM insured, 5.00% 7/1/2031 (preref. 7/1/2026)	1,000	1,059
City of Bayonne, General Improvement Rev. Ref. Bonds, Series 2016, BAM insured, 5.00% 7/1/2032 (preref. 7/1/2026)	1,000	1,059
City of Bayonne, General Improvement Rev. Ref. Bonds, Series 2016, BAM insured, 5.00% 7/1/2035 (preref. 7/1/2026)	1,000	1,059
Econ. Dev. Auth., School Facs. Construction Bonds, Series 2017-DDD, 5.00% 6/15/2031 (preref. 6/15/2027)	1,670	1,806
Econ. Dev. Auth., School Facs. Construction Rev. Ref. Bonds, Series 2023-RRR, 5.00% 3/1/2028	3,150	3,380
Econ. Dev. Auth., Water Facs. Rev. Ref. Bonds (American Water Co., Inc. Project), Series 2020-E, AMT, 0.85% 12/1/2025	1,755	1,587
Econ. Dev. Auth., Water Facs. Rev. Ref. Bonds (American Water Co., Inc. Project), Series 2020, AMT, 1.10% 11/1/2029 (put 12/1/2027)	2,325	1,996
Educational Facs. Auth., Rev. Bonds (Princeton University), Series 2022-A, 5.00% 3/1/2027	2,500	2,695
Educational Facs. Auth., Rev. Ref. Bonds (Princeton University), Series 2016-B, 5.00% 7/1/2024	2,505	2,547
Health Care Facs. Fncg. Auth., Rev. and Rev. Ref. Bonds (RWJ Barnabas Health Obligated Group Issue), Series 2019-B-3, 5.00% 7/1/2045 (put 7/1/2026)	1,000	1,039
Higher Education Student Assistance Auth., Student Loan Rev. Bonds, Series 2018-A, AMT, 3.75% 12/1/2031	500	490
Higher Education Student Assistance Auth., Student Loan Rev. Bonds, Series 2019-B, AMT, 3.00% 12/1/2032	2,500	2,345
Higher Education Student Assistance Auth., Student Loan Rev. Bonds, Series 2020-B, AMT, 3.50% 12/1/2039	1,325	1,264
Higher Education Student Assistance Auth., Student Loan Rev. Ref. Bonds, Series 2021-B, AMT, 5.00% 12/1/2023	300	301
Higher Education Student Assistance Auth., Student Loan Rev. Ref. Bonds, Series 2021-A, AMT, 5.00% 12/1/2024	330	334
Higher Education Student Assistance Auth., Student Loan Rev. Ref. Bonds, Series 2023-B, AMT, 4.00% 12/1/2044	6,440	6,273
Housing and Mortgage Fin. Agcy., Multi Family Conduit Rev. Bonds (Browns Woods Apartments Project), Series 2021-A, 1.25% 12/1/2024 (put 12/1/2023)	1,910	1,894
Housing and Mortgage Fin. Agcy., Single Family Housing Rev. Bonds, Series 2018-A, 4.50% 10/1/2048	3,235	3,244
Housing and Mortgage Fin. Agcy., Single Family Housing Rev. Bonds, Series 2019-C, 4.75% 10/1/2050	555	560
Housing and Mortgage Fin. Agcy., Single Family Housing Rev. Bonds, Series 2020-E, 3.50% 4/1/2051	1,470	1,436
Housing and Mortgage Fin. Agcy., Single Family Housing Rev. Bonds, Series 2023-J, 5.50% 4/1/2053	2,000	2,139
Housing and Mortgage Fin. Agcy., Single Family Housing Rev. Bonds, Series 2022-I, 5.00% 10/1/2053	2,225	2,297
Transportation Trust Fund Auth., Transportation System Bonds, Series 2018-A, 5.00% 12/15/2024	1,355	1,383



# American Funds Short-Term Tax-Exempt Bond Fund (continued)

Bonds, notes & other debt instruments (continued)	Principal amount (000)	Value (000)
<b>New Jersey (continued)</b>		
Transportation Trust Fund Auth., Transportation System Bonds, Series 2018-A, 5.00% 12/15/2032	USD2,070	\$ 2,250
Turnpike Auth., Turnpike Rev. Bonds, Series 2014-A, 5.00% 1/1/2028	230	233
Turnpike Auth., Turnpike Rev. Bonds, Series 2020-D, 5.00% 1/1/2028	3,350	3,526
		<u>48,196</u>
<b>New Mexico 0.78%</b>		
Educational Assistance Foundation, Education Loan Bonds, Series 2021-1-A, AMT, 2.05% 9/1/2051	2,295	2,014
City of Farmington, Pollution Control Rev. Ref. Bonds (Public Service Co. of San Juan Project), Series 2010-E, 1.15% 6/1/2040 (put 6/1/2024)	3,985	3,872
Mortgage Fin. Auth., Single Family Mortgage Program Bonds, Series 2016-A-2, Class I, AMT, 3.50% 3/1/2046	320	313
Mortgage Fin. Auth., Single Family Mortgage Program Bonds, Series 2017-B-2, Class I, AMT, 3.75% 3/1/2048	380	372
Mortgage Fin. Auth., Single Family Mortgage Program Bonds, Series 2018-C, Class I, 4.00% 1/1/2049	820	813
Mortgage Fin. Auth., Single Family Mortgage Program Bonds, Series 2019-C-1, Class I, 4.00% 7/1/2050	415	411
Mortgage Fin. Auth., Single Family Mortgage Program Bonds, Series 2021-C, Class I, 3.00% 1/1/2052	700	672
Mortgage Fin. Auth., Single Family Mortgage Program Bonds, Series 2022-C, Class I, 4.25% 3/1/2053	975	981
Mortgage Fin. Auth., Single Family Mortgage Program Bonds, Series 2022-D, Class I, 5.25% 3/1/2053	3,550	3,725
Mortgage Fin. Auth., Single Family Mortgage Program Bonds, Series 2023-C, Class I, 5.75% 3/1/2054	940	1,014
Municipal Energy Acquisition Auth., Gas Supply Rev. Ref. and Acquisition Bonds, Series 2019, 5.00% 11/1/2039 (put 5/1/2025)	3,045	3,116
		<u>17,303</u>
<b>New York 7.67%</b>		
Build NYC Resource Corp., Rev. Bonds (Academic Leadership Charter School Project), Series 2021, 4.00% 6/15/2024	70	70
Build NYC Resource Corp., Rev. Ref. Bonds (Ethical Culture Fieldston School Project), Series 2015, 5.00% 6/1/2024	360	365
Dormitory Auth., State Personal Income Tax Rev. Bonds (General Purpose), Series 2022-A, 5.00% 3/15/2027	1,565	1,677
Dormitory Auth., State Personal Income Tax Rev. Bonds (General Purpose), Series 2022-A, 5.00% 3/15/2027 (escrowed to maturity)	1,485	1,597
Dormitory Auth., State Personal Income Tax Rev. Bonds (General Purpose), Series 2019-D, 5.00% 2/15/2028	1,900	2,073
Dormitory Auth., State Personal Income Tax Rev. Bonds (General Purpose), Series 2021-E, 5.00% 3/15/2030	1,375	1,562
Dormitory Auth., State Sales Tax Rev. Bonds, Series 2018-C, 5.00% 3/15/2024 (escrowed to maturity)	2,395	2,422
Dormitory Auth., State Sales Tax Rev. Bonds, Series 2018-E, 5.00% 3/15/2027 (escrowed to maturity)	1,065	1,148
Environmental Facs. Corp., Clean Water and Drinking Water Revolving Funds Rev. Bonds (New York City Municipal Water Fin. Auth. Projects - Second Resolution Bonds), Series 2021-A, 5.00% 6/15/2026	1,000	1,061
Environmental Facs. Corp., Solid Waste Disposal Rev. Ref. Bonds (Waste Management, Inc. Project), Series 2012, AMT, 3.875% 5/1/2030 (put 8/1/2023)	5,000	5,000
Housing Fin. Agcy., Affordable Housing Rev. Green Bonds, Series 2019-P, 1.55% 11/1/2023	1,125	1,119
Housing Fin. Agcy., Affordable Housing Rev. Green Bonds, Series 2020-E, 0.85% 11/1/2024	370	355
Housing Fin. Agcy., Affordable Housing Rev. Green Bonds, Series 2020-L-2, 0.75% 11/1/2025	8,615	7,937
Housing Fin. Agcy., Affordable Housing Rev. Green Bonds, Series 2021-E-2, 0.65% 11/1/2056 (put 11/1/2025)	1,775	1,631
Housing Fin. Agcy., Affordable Housing Rev. Green Bonds, Series 2021-I-2, 0.70% 11/1/2056 (put 11/1/2025)	1,705	1,579
Housing Fin. Agcy., Affordable Housing Rev. Green Bonds, Series 2021-J-2, 1.10% 11/1/2061 (put 5/1/2027)	6,460	5,731
Housing Fin. Agcy., Affordable Housing Rev. Green Bonds, Series 2023-A-2, 3.60% 11/1/2062 (put 5/1/2027)	7,500	7,473
Liberty Dev. Corp., Liberty Rev. Ref. Green Bonds (4 World Trade Center Project), Series 2021-A, 0.95% 11/15/2027	3,645	3,138
Long Island Power Auth., Electric System General Rev. Bonds, Series 2014-C, 4.394% 5/1/2033 (put 10/1/2023) <sup>1</sup>	890	890
Long Island Power Auth., Electric System General Rev. Bonds, Series 2015-C, (1-month USD-LIBOR x 0.70 + 0.75%) 4.394% 5/1/2033 (put 10/1/2023) <sup>1,3</sup>	1,560	1,560
Metropolitan Transportation Auth., Transportation Rev. Bonds, Series 2005-B, AMBAC insured, 5.25% 11/15/2023	715	718
Metropolitan Transportation Auth., Transportation Rev. Ref. Bonds, Series 2002-D-2-B, Assured Guaranty Municipal insured, (USD-SOFR x 0.67 + 0.55%) 4.107% 11/1/2032 (put 4/1/2024) <sup>1</sup>	2,160	2,161
Metropolitan Transportation Auth., Transportation Rev. Ref. Bonds, Series 2002-D-2-A-2, Assured Guaranty Municipal insured, (USD-SOFR x 0.67 + 0.80%) 4.65% 11/1/2032 (put 4/1/2026) <sup>1</sup>	580	578
Metropolitan Transportation Auth., Transportation Rev. Ref. Green Bonds, Series 2017-B, 5.00% 11/15/2023	1,590	1,594
Metropolitan Transportation Auth., Transportation Rev. Ref. Green Bonds, Series 2017-C-1, 5.00% 11/15/2023	675	677
Metropolitan Transportation Auth., Transportation Rev. Ref. Green Bonds, Series 2017-C-1, 5.00% 11/15/2028	3,490	3,718
Mortgage Agcy., Homeowner Mortgage Rev. Bonds, Series 235, AMT, 0.55% 10/1/2023	195	194
Mortgage Agcy., Homeowner Mortgage Rev. Bonds, Series 52, AMT, 3.50% 10/1/2030	370	366
Mortgage Agcy., Homeowner Mortgage Rev. Bonds, Series 191, AMT, 3.50% 10/1/2034	130	130

# American Funds Short-Term Tax-Exempt Bond Fund (continued)

Bonds, notes & other debt instruments (continued)	Principal amount (000)	Value (000)
<b>New York (continued)</b>		
Mortgage Agcy., Homeowner Mortgage Rev. Bonds, Series 206, AMT, 4.00% 10/1/2037	USD895	\$ 884
Mortgage Agcy., Homeowner Mortgage Rev. Bonds, Series 178, 3.50% 10/1/2043	70	70
Mortgage Agcy., Homeowner Mortgage Rev. Bonds, Series 197, 3.50% 10/1/2044	375	370
Mortgage Agcy., Homeowner Mortgage Rev. Bonds, Series 233, 3.00% 10/1/2045	6,110	5,878
Mortgage Agcy., Homeowner Mortgage Rev. Bonds, Series 200, 3.50% 10/1/2045	140	139
Mortgage Agcy., Homeowner Mortgage Rev. Bonds, Series 195, 4.00% 10/1/2046	595	592
Mortgage Agcy., Homeowner Mortgage Rev. Bonds, Series 203, 3.50% 10/1/2047	1,445	1,424
Mortgage Agcy., Homeowner Mortgage Rev. Bonds, Series 213, 4.25% 10/1/2047	3,440	3,429
Mortgage Agcy., Homeowner Mortgage Rev. Bonds, Series 239, 3.25% 10/1/2051	275	265
Mortgage Agcy., Homeowner Mortgage Rev. Bonds, Series 242, 3.50% 10/1/2052	140	137
New York City G.O. Bonds, Series 2013-J, 5.00% 8/1/2025	700	701
New York City G.O. Bonds, Series 2017-C, 5.00% 8/1/2025	1,000	1,038
New York City G.O. Bonds, Series 2021-A-1, 5.00% 8/1/2025	2,000	2,076
New York City G.O. Bonds, Series 2014-I-1, 5.00% 3/1/2026	825	832
New York City G.O. Bonds, Series 2018-A, 5.00% 8/1/2026	1,185	1,255
New York City G.O. Bonds, Series 2020-C-1, 5.00% 8/1/2027	1,000	1,079
New York City G.O. Bonds, Series 2023-F-1, 5.00% 8/1/2027	1,250	1,349
New York City G.O. Bonds, Series 2023-F-1, 5.00% 8/1/2028	1,400	1,542
New York City G.O. Bonds, Series 2023-F-1, 5.00% 8/1/2029	1,000	1,122
New York City G.O. Bonds, Series 2017-1, 5.00% 8/1/2031	1,560	1,686
New York City G.O. Bonds, Series 2021-A-1, 5.00% 8/1/2033	15	17
New York City G.O. Bonds, Series 2015-F-4, 5.00% 6/1/2044 (put 12/1/2025)	1,530	1,574
New York City Health and Hospitals Corp., Health System Bonds, Series 2020-A, 5.00% 2/15/2024	105	106
New York City Housing Dev. Corp., Multi Family Housing Rev. Bonds (Sustainable Dev. Bonds), Series 2021-C-2, 0.70% 11/1/2060 (put 7/1/2025)	2,035	1,903
New York City Housing Dev. Corp., Multi Family Housing Rev. Bonds (Sustainable Neighborhood Bonds), Series 2020-I-2, 0.70% 11/1/2060 (put 5/1/2025)	1,980	1,846
New York City Housing Dev. Corp., Multi Family Housing Rev. Green Bonds (Sustainable Dev. Bonds), Series 2021-F-2, 0.60% 5/1/2061 (put 7/1/2025)	1,860	1,724
New York City Municipal Water Fin. Auth., Water and Sewer System Second General Resolution Rev. Bonds, Series 2021-DD, 5.00% 6/15/2026	1,000	1,059
New York City Transitional Fin. Auth., Future Tax Secured Bonds, Series 2021-F-1, 5.00% 11/1/2024	1,810	1,851
New York City Transitional Fin. Auth., Future Tax Secured Bonds, Series 2018-1, 5.00% 11/1/2025	325	338
New York City Transitional Fin. Auth., Future Tax Secured Bonds, Series 2022-D-1, 5.00% 11/1/2026	2,510	2,664
New York City Transitional Fin. Auth., Future Tax Secured Bonds, Series 2022-A-1, 5.00% 11/1/2027	3,400	3,685
New York City Transitional Fin. Auth., Future Tax Secured Bonds, Series 1999-A-1, 5.00% 11/1/2028	3,490	3,859
New York City Transitional Fin. Auth., Future Tax Secured Bonds, Series 2023-B-1, 5.00% 11/1/2028	1,145	1,266
Port Auth., Consolidated Bonds, Series 194, 5.00% 10/15/2024	1,050	1,073
Port Auth., Consolidated Bonds, Series 226, AMT, 5.00% 10/15/2027	3,650	3,878
Port Auth., Consolidated Bonds, Series 207, AMT, 5.00% 9/15/2028	4,455	4,723
Power Auth., Rev. Bonds (Green Transmission Project), Series 2022-A, Assured Guaranty Municipal insured, 5.00% 11/15/2027	1,000	1,094
Thruway Auth., Personal Income Tax Rev. Bonds, Series 2022-A-1, 5.00% 3/15/2027	1,000	1,074
Transportation Dev. Corp., Special Fac. Rev. Bonds (Terminal Four John F. Kennedy International Airport Project), Series 2020-C, 5.00% 12/1/2023	1,100	1,105
Transportation Dev. Corp., Special Fac. Rev. Bonds (Terminal Four John F. Kennedy International Airport Project), Series 2020-A, AMT, 5.00% 12/1/2024	4,000	4,057
Transportation Dev. Corp., Special Fac. Rev. Bonds (Terminal Four John F. Kennedy International Airport Project), Series 2020-A, AMT, 5.00% 12/1/2025	1,000	1,024
Transportation Dev. Corp., Special Fac. Rev. Bonds (Terminal Four John F. Kennedy International Airport Project), Series 2020-C, 5.00% 12/1/2025	880	910
Transportation Dev. Corp., Special Fac. Rev. Bonds (Terminal Four John F. Kennedy International Airport Project), Series 2020-C, 5.00% 12/1/2026	1,320	1,385
Transportation Dev. Corp., Special Fac. Rev. Bonds (Terminal Four John F. Kennedy International Airport Project), Series 2022, AMT, 5.00% 12/1/2026	1,000	1,037
Transportation Dev. Corp., Special Fac. Rev. Bonds (Terminal Four John F. Kennedy International Airport Project), Series 2022, AMT, 5.00% 12/1/2028	5,510	5,837
Triborough Bridge and Tunnel Auth., General Rev. Bonds (MTA Bridges and Tunnels), Series 2008-B-2, 5.00% 11/15/2027	3,520	3,844
Triborough Bridge and Tunnel Auth., General Rev. Ref. Bonds (MTA Bridges and Tunnels), Series 2023-A, 5.00% 11/15/2027	4,285	4,679
Triborough Bridge and Tunnel Auth., Payroll Mobility Tax Green Bonds (MTA Bridges and Tunnels), Series 2022-E-1, 5.00% 11/15/2027	5,950	6,457

# American Funds Short-Term Tax-Exempt Bond Fund (continued)

Bonds, notes & other debt instruments (continued)	Principal amount (000)	Value (000)
<b>New York (continued)</b>		
Triborough Bridge and Tunnel Auth., Payroll Mobility Tax Rev. Ref. Green Bonds (MTA Bridges and Tunnels), Series 2023-A, 5.00% 11/15/2029	USD2,130	\$ 2,420
TSASC, Inc., Tobacco Settlement Bonds, Series 2017-A, 5.00% 6/1/2027	1,500	1,568
Urban Dev. Corp., State Personal Income Tax Rev. Bonds (General Purpose), Series 2015-A, 5.00% 3/15/2024	2,340	2,365
Urban Dev. Corp., State Personal Income Tax Rev. Bonds (General Purpose), Series 2020-C, 5.00% 3/15/2025	1,000	1,029
Urban Dev. Corp., State Personal Income Tax Rev. Bonds (General Purpose), Series 2016-A, 5.00% 3/15/2026	1,420	1,489
Urban Dev. Corp., State Personal Income Tax Rev. Bonds (General Purpose), Series 2016-A, 5.00% 3/15/2027 (preref. 3/15/2026)	3,705	3,892
Urban Dev. Corp., State Personal Income Tax Rev. Bonds (General Purpose), Series 2016-A, 5.00% 3/15/2028	1,000	1,047
Urban Dev. Corp., State Sales Tax Rev. Bonds, Series 2021-A, 5.00% 3/15/2027	6,345	6,825
Utility Debt Securitization Auth., Restructuring Bonds, Series 2017, 5.00% 12/15/2025	370	372
		<u>169,468</u>
<b>North Carolina 1.69%</b>		
Eastern Municipal Power Agcy., Power System Rev. Ref. Bonds, Series 1993-B, 6.00% 1/1/2026 (escrowed to maturity)	1,000	1,061
G.O. Public Improvement Bonds (Connect NC), Series 2018-A, 5.00% 6/1/2031	1,000	1,108
Hospital Auth., Health Care Rev. Bonds (Charlotte-Mecklenburg Hospital), Series 2018-E, 0.80% 1/15/2048 (put 10/31/2025)	3,230	2,968
Hospital Auth., Health Care Rev. Bonds (Charlotte-Mecklenburg Hospital), Series 2021-B, 5.00% 1/15/2050 (put 12/2/2024)	7,500	7,654
Housing Fin. Agcy., Home Ownership Rev. Bonds, Series 40, 4.25% 7/1/2047	1,910	1,905
Housing Fin. Agcy., Home Ownership Rev. Bonds, Series 47, 3.00% 7/1/2051	7,950	7,635
Housing Fin. Agcy., Home Ownership Rev. Bonds, Series 50, 5.50% 1/1/2054	2,170	2,323
Housing Fin. Agcy., Home Ownership Rev. Bonds (1998 Trust Agreement), Series 49, 6.00% 7/1/2053	450	484
Housing Fin. Agcy., Home Ownership Rev. Ref. Bonds, Series 37-A, AMT, 3.50% 7/1/2039	255	251
Housing Fin. Agcy., Home Ownership Rev. Ref. Bonds, Series 38-B, 4.00% 7/1/2047	2,630	2,610
Housing Fin. Agcy., Home Ownership Rev. Ref. Bonds, Series 42, 4.00% 1/1/2050	1,295	1,284
Housing Fin. Agcy., Home Ownership Rev. Ref. Bonds, Series 44, 4.00% 7/1/2050	3,545	3,514
Housing Fin. Agcy., Home Ownership Rev. Ref. Bonds, Series 46-A, 3.00% 7/1/2051	1,865	1,792
Raleigh-Durham Airport Auth., Airport Rev. Ref. Bonds, Series 2015-B, AMT, 5.00% 5/1/2026	1,615	1,650
Raleigh-Durham Airport Auth., Airport Rev. Ref. Bonds, Series 2015-B, AMT, 5.00% 5/1/2028	1,000	1,023
		<u>37,262</u>
<b>North Dakota 1.46%</b>		
County of Cass, Joint Water Resource Dist., Temporary Rev. Ref. Improvement Bonds, Series 2021-A, 0.48% 5/1/2024	3,310	3,193
Housing Fin. Agcy., Homeownership Rev. Bonds (Home Mortgage Fin. Program), Series 2016-D, 3.50% 7/1/2046	1,850	1,820
Housing Fin. Agcy., Housing Fin. Program Bonds (Home Mortgage Fin. Program), Series 2015-B, 4.00% 1/1/2036	45	45
Housing Fin. Agcy., Housing Fin. Program Bonds (Home Mortgage Fin. Program), Series 2015-A, 4.00% 1/1/2038	175	175
Housing Fin. Agcy., Housing Fin. Program Bonds (Home Mortgage Fin. Program), Series 2016-B, AMT, 4.00% 1/1/2047	2,130	2,105
Housing Fin. Agcy., Housing Fin. Program Bonds (Home Mortgage Fin. Program), Series 2017-D, 4.00% 1/1/2048	460	457
Housing Fin. Agcy., Housing Fin. Program Bonds (Home Mortgage Fin. Program), Series 2017-F, 4.00% 7/1/2048	2,420	2,401
Housing Fin. Agcy., Housing Fin. Program Bonds (Home Mortgage Fin. Program), Series 2018-A, 4.00% 1/1/2049	5,775	5,730
Housing Fin. Agcy., Housing Fin. Program Bonds (Home Mortgage Fin. Program), Series 2018-D, 4.25% 1/1/2049	2,925	2,916
Housing Fin. Agcy., Housing Fin. Program Bonds (Home Mortgage Fin. Program), Series 2019-A, 4.25% 7/1/2049	520	519
Housing Fin. Agcy., Housing Fin. Program Bonds (Home Mortgage Fin. Program), Series 2019-F, 3.75% 7/1/2050	630	621
Housing Fin. Agcy., Housing Fin. Program Bonds (Home Mortgage Fin. Program), Series 2020-B, 3.00% 7/1/2051	1,610	1,552
Housing Fin. Agcy., Housing Fin. Program Bonds (Home Mortgage Fin. Program), Series 2021-A, 3.00% 1/1/2052	685	659
Housing Fin. Agcy., Housing Fin. Program Bonds (Home Mortgage Fin. Program), Series 2021-B, 3.00% 7/1/2052	1,435	1,372
Housing Fin. Agcy., Housing Fin. Program Bonds (Home Mortgage Fin. Program), Series 2022-A, 4.00% 1/1/2053	5,660	5,622
Housing Fin. Agcy., Housing Fin. Program Bonds (Home Mortgage Fin. Program), Series 2023-A, 5.75% 7/1/2053	1,980	2,112
Housing Fin. Agcy., Housing Fin. Program Bonds (Home Mortgage Fin. Program), Series 2023-D, 5.75% 1/1/2054	1,000	1,075
		<u>32,374</u>



# American Funds Short-Term Tax-Exempt Bond Fund (continued)

Bonds, notes & other debt instruments (continued)	Principal amount (000)	Value (000)
<b>Ohio 1.97%</b>		
Air Quality Dev. Auth., Air Quality Dev. Rev. Ref. Bonds (Duke Energy Corp. Project), Series 2022-B, AMT, 4.25% 11/1/2039 (put 6/1/2027)	USD4,790	\$ 4,751
Air Quality Dev. Auth., Air Quality Rev. Bonds (Ohio Valley Electric Corp. Project), Series 2009-B, 1.375% 2/1/2026 (put 11/1/2024)	175	167
Air Quality Dev. Auth., Air Quality Rev. Ref. Bonds (American Electric Co. Project), Series 2005-A, AMT, 2.10% 1/1/2029 (put 10/1/2024)	1,000	968
Capital Facs. Lease Appropriation Bonds, Series 2021-A, 5.00% 2/1/2025	1,085	1,114
City of Cleveland, Airport System Rev. Bonds, Series 2018-A, AMT, 5.00% 1/1/2025	1,000	1,015
County of Cuyahoga, Metropolitan Housing Auth., Multi Family Housing Rev. Bonds (Wade Park Apartments), Series 2022, 4.75% 12/1/2027 (put 12/1/2025)	1,175	1,192
City of Dayton, Metropolitan Housing Auth., Multi Family Housing Rev. Bonds (Southern Montgomery Apartments Project), Series 2021-A, 0.32% 9/1/2024 (put 9/1/2023)	6,165	6,142
G.O. Common Schools Bonds, Series 2018-A, 5.00% 6/15/2024	545	554
G.O. Highway Capital Improvement Bonds, Series 2022-X, 5.00% 5/1/2025	475	490
G.O. Highway Capital Improvement Bonds, Series 2022-X, 5.00% 5/1/2027	135	145
G.O. Infrastructure Improvement Rev. Ref. Bonds, Series 2021-B, 5.00% 2/1/2030	170	194
Hospital Rev. Ref. Bonds (Cleveland Clinic Health System Obligated Group), Series 2021-B, 5.00% 1/1/2024	1,875	1,887
Hospital Rev. Ref. Bonds (Cleveland Clinic Health System Obligated Group), Series 2021-B, 5.00% 1/1/2025	555	568
Housing Fin. Agcy., Multi Family Housing Rev. Bonds (Franklin Manor North Project), Series 2021, 0.25% 9/1/2024 (put 9/1/2023)	1,875	1,868
Housing Fin. Agcy., Multi Family Housing Rev. Bonds (Glen Meadows Apartments Project), Series 2021-A, 0.40% 11/1/2024 (put 11/1/2023)	800	791
Housing Fin. Agcy., Multi Family Housing Rev. Bonds (Marianna Terrace Apartments), Series 2022-A, 1.30% 3/1/2025 (put 3/1/2024)	366	360
Housing Fin. Agcy., Multi Family Housing Rev. Bonds (Post Oak Station Project), Series 2022, 3.35% 7/1/2025 (put 7/1/2024)	295	291
Housing Fin. Agcy., Residential Mortgage Rev. Bonds (Mortgage-Backed Securities Program), Series 2016-K, 3.50% 9/1/2046	425	418
Housing Fin. Agcy., Residential Mortgage Rev. Bonds (Mortgage-Backed Securities Program), Series 2016-D, 4.00% 3/1/2047	290	288
Housing Fin. Agcy., Residential Mortgage Rev. Bonds (Mortgage-Backed Securities Program), Series 2017-B, AMT, 4.50% 3/1/2047	220	219
Housing Fin. Agcy., Residential Mortgage Rev. Bonds (Mortgage-Backed Securities Program), Series 2017-D, 4.00% 3/1/2048	1,365	1,355
Housing Fin. Agcy., Residential Mortgage Rev. Bonds (Mortgage-Backed Securities Program), Series 2019-A, 4.50% 9/1/2049	1,795	1,800
Housing Fin. Agcy., Residential Mortgage Rev. Bonds (Mortgage-Backed Securities Program), Series 2020-A, 3.75% 9/1/2050	1,960	1,930
Housing Fin. Agcy., Residential Mortgage Rev. Bonds (Mortgage-Backed Securities Program), Series 2021-C, 3.25% 3/1/2051	2,960	2,867
Housing Fin. Agcy., Residential Mortgage Rev. Bonds (Mortgage-Backed Securities Program), Series 2021-A, 3.00% 3/1/2052	1,745	1,680
Major New State Infrastructure Project Rev. Bonds, Series 2022-1, 5.00% 12/15/2027	1,000	1,090
Major New State Infrastructure Project Rev. Bonds, Series 2022-1, 5.00% 12/15/2029	815	923
Miami University, General Receipts and Rev. Ref. Bonds, Series 2022-A, 5.00% 9/1/2027	575	619
County of Montgomery, Hospital Facs. Rev. Bonds (Dayton Children's Hospital), Series 2021, 5.00% 8/1/2029	175	193
Turnpike and Infrastructure Commission, Turnpike Rev. Ref. Bonds (Infrastructure Projects), Series 2022-A, 5.00% 2/15/2028	500	547
Water Dev. Auth., Drinking Water Assistance Fund Rev. Green Bonds, Series 2022-A, 5.00% 6/1/2026	300	317
Water Dev. Auth., Drinking Water Assistance Fund Rev. Green Bonds, Series 2022-A, 5.00% 12/1/2026	450	481
Water Dev. Auth., Drinking Water Assistance Fund Rev. Green Bonds, Series 2022-A, 5.00% 6/1/2029	245	275
Water Dev. Auth., Drinking Water Assistance Fund Rev. Green Bonds, Series 2022-A, 5.00% 12/1/2029	500	568
Water Dev. Auth., Water Pollution Control Loan Fund Rev. Bonds, Series 2019-A, 5.00% 12/1/2027	1,055	1,152
Water Dev. Auth., Water Pollution Control Loan Fund Rev. Ref. Bonds, Series 2023-A, 5.00% 6/1/2030	2,475	2,836
Water Dev. Auth., Water Pollution Control Loan Fund Rev. Ref. Bonds, Series 2023-A, 5.00% 12/1/2030	1,235	1,428
		<u>43,483</u>

# American Funds Short-Term Tax-Exempt Bond Fund (continued)

Bonds, notes & other debt instruments (continued)	Principal amount (000)	Value (000)
<b>Oklahoma 0.32%</b>		
Housing Fin. Agcy., Single Family Mortgage Rev. Bonds (Homeownership Loan Program), Series 2022-A, 5.00% 3/1/2052	USD3,260	\$ 3,356
Housing Fin. Agcy., Single Family Mortgage Rev. Bonds (Homeownership Loan Program), Series 2023-B, 5.75% 9/1/2053	1,085	1,179
Board of Regents of Oklahoma State University, General Rev. Ref. Bonds, Series 2020-A, 5.00% 9/1/2024	275	280
Board of Regents of Oklahoma State University, General Rev. Ref. Bonds, Series 2020-A, 5.00% 9/1/2025	420	436
Tulsa County Independent School Dist. No. 1, Combined Purpose G.O. Bonds, Series 2021-B, 2.00% 9/1/2026	2,000	1,899
		<u>7,150</u>
<b>Oregon 1.61%</b>		
Dept. of Administrative Services, State Lottery Rev. Bonds, Series 2015-A, 5.00% 4/1/2026	1,420	1,462
G.O. Bonds, Series 2021-A, 5.00% 5/1/2028	1,770	1,948
G.O. Bonds (Article XI-M, XI-N, and XI-P State Grant Programs), Series 2023-A, 5.00% 6/1/2026	1,200	1,269
G.O. Bonds (Article XI-M, XI-N, and XI-P State Grant Programs), Series 2023-A, 5.00% 6/1/2027	2,650	2,861
G.O. Bonds (Article XI-Q State Projects), Series 2023-A, 5.00% 5/1/2025	500	516
G.O. Bonds (Article XI-Q State Projects), Series 2023-A, 5.00% 5/1/2026	1,000	1,055
G.O. Bonds (Article XI-Q State Projects), Series 2023-A, 5.00% 5/1/2027	776	836
G.O. Bonds (Veteran's Welfare Bonds Series 96), Series 2015-Q, 4.00% 12/1/2045	905	900
G.O. Bonds (Veteran's Welfare Bonds Series 99B), Series 2017-Q, 3.50% 12/1/2047	845	832
G.O. Bonds (Veteran's Welfare Bonds Series 108), Series 2021-O, 3.00% 12/1/2051	2,650	2,531
G.O. Bonds (Veteran's Welfare Bonds Series 109), Series 2022-D, 5.00% 12/1/2052	1,760	1,814
G.O. Bonds (Veteran's Welfare Bonds Series 111), Series 2023-E, 5.50% 12/1/2053	680	727
Housing and Community Services Dept., Housing Dev. Rev. Bonds (The Susan Emmons Apartments Project), Series 2021-S-2, 0.38% 6/1/2024 (put 12/1/2023)	1,095	1,079
Housing and Community Services Dept., Mortgage Rev. Bonds (Single Family Mortgage Program), Series 2016-A, 4.00% 1/1/2047	215	214
Housing and Community Services Dept., Mortgage Rev. Bonds (Single Family Mortgage Program), Series 2017-A, 4.00% 7/1/2047	1,235	1,226
Housing and Community Services Dept., Mortgage Rev. Bonds (Single Family Mortgage Program), Series 2020-A, 3.50% 1/1/2051	735	719
Housing and Community Services Dept., Multi Family Housing Dev. Rev. Bonds (Plaza Los Amigos Apartments Project), Series 2022-T-2, 3.00% 2/1/2026 (put 2/1/2025)	1,080	1,064
City of Portland, Sewer System Rev. Bonds, Series 2020-A, 5.00% 3/1/2030	1,300	1,479
City of Portland, Sewer System Rev. Ref. Bonds, Series 2023-A, 5.00% 12/1/2031	6,555	7,675
City of Portland, Water System Rev. and Rev. Ref. Bonds, Series 2021-B, 5.00% 5/1/2031	1,000	1,160
City of Portland, Water System Rev. Bonds, Series 2019-A, 5.00% 5/1/2030	1,480	1,677
Port of Portland, Portland International Airport Rev. Bonds, Series 25-B, AMT, 5.00% 7/1/2024	1,750	1,767
Port of Portland, Portland International Airport Rev. Ref. Bonds, Series 26-C, AMT, 5.00% 7/1/2025	800	815
		<u>35,626</u>
<b>Pennsylvania 2.69%</b>		
County of Berks, G.O. Bonds, Series 2015, 4.00% 11/15/2027 (preref. 11/15/2023)	170	170
Bethlehem Area School Dist. Auth., School Rev. Bonds (Bethlehem Area School Dist. Ref. Project), Series 2021-C, (USD-SOFR x 0.67 + 0.35%) 3.74% 1/1/2030 (put 11/1/2025) <sup>1</sup>	510	499
Bethlehem Area School Dist. Auth., School Rev. Bonds (Bethlehem Area School Dist. Ref. Project), Series 2021-B, (USD-SOFR x 0.67 + 0.35%) 3.74% 7/1/2031 (put 11/1/2025) <sup>1</sup>	650	636
Bethlehem Area School Dist. Auth., School Rev. Bonds (Bethlehem Area School Dist. Ref. Project), Series 2021-C, (USD-SOFR x 0.67 + 0.35%) 3.74% 1/1/2032 (put 11/1/2025) <sup>1</sup>	535	524
Central Dauphin School Dist., G.O. Bonds, Series 2016, 5.00% 2/1/2027 (preref. 8/1/2026)	995	1,052
County of Cumberland, Municipal Auth., Rev. Bonds (Diakon Lutheran Social Ministries Project), Series 2015, 5.00% 1/1/2038 (preref. 1/1/2025)	2,465	2,523
Cumberland Valley School Dist., G.O. Bonds, Series 2015, 5.00% 11/15/2032 (preref. 11/15/2023)	205	206
Cumberland Valley School Dist., G.O. Bonds, Series 2015, 5.00% 11/15/2034 (preref. 11/15/2023)	175	176
Econ. Dev. Fncg. Auth., Pollution Control Rev. Ref. Bonds (PPL Electric Utilities Corp. Project), Series 2008, 0.40% 10/1/2023	1,800	1,786
Econ. Dev. Fncg. Auth., Private Activity Rev. Bonds (The Pennsylvania Rapid Bridge Replacement Project), Series 2015, AMT, 5.00% 12/31/2025	2,225	2,267
Econ. Dev. Fncg. Auth., Solid Waste Disposal Rev. Bonds (Waste Management, Inc. Project), Series 2009, 0.95% 12/1/2033 (put 12/1/2026)	5,000	4,500
Econ. Dev. Fncg. Auth., UPMC Rev. Bonds, Series 2017-A, 5.00% 11/15/2023	1,000	1,004
Econ. Dev. Fncg. Auth., UPMC Rev. Bonds, Series 2023-A-2, 5.00% 5/15/2031	2,780	3,107

# American Funds Short-Term Tax-Exempt Bond Fund (continued)

Bonds, notes & other debt instruments (continued)	Principal amount (000)	Value (000)
<b>Pennsylvania (continued)</b>		
County of Erie, Erie City Water Auth., Water Rev. Bonds, Series 2016, 5.00% 12/1/2043 (preref. 12/1/2026)	USD1,200	\$ 1,280
General Auth. of Southcentral Pennsylvania, Rev. Bonds (Wellspan Health Obligated Group), Series 2019-B, (SIFMA Municipal Swap Index + 0.60%) 4.58% 6/1/2049 (put 6/1/2024) <sup>1</sup>	2,720	2,715
Higher Education Assistance Agcy., Education Loan Rev. Bonds, Series 2021-A, AMT, 5.00% 6/1/2026	95	98
Higher Education Assistance Agcy., Education Loan Rev. Bonds, Series 2021-A, AMT, 5.00% 6/1/2027	525	545
Higher Education Assistance Agcy., Education Loan Rev. Bonds, Series 2021-A, AMT, 5.00% 6/1/2030	400	429
Housing Fin. Agcy., Single Family Mortgage Rev. Bonds, Series 2019-128-A, AMT, 4.75% 4/1/2033	710	709
Housing Fin. Agcy., Single Family Mortgage Rev. Bonds, Series 2017-123-A, AMT, 4.00% 4/1/2039	325	322
Housing Fin. Agcy., Single Family Mortgage Rev. Bonds, Series 2015-117-A, AMT, 3.50% 4/1/2040	305	303
Housing Fin. Agcy., Single Family Mortgage Rev. Bonds, Series 2015-118-A, AMT, 3.50% 4/1/2040	350	349
Housing Fin. Agcy., Single Family Mortgage Rev. Bonds, Series 2016-119, 3.50% 10/1/2041	110	109
Housing Fin. Agcy., Single Family Mortgage Rev. Bonds, Series 2016-120, 3.50% 10/1/2046	175	173
Housing Fin. Agcy., Single Family Mortgage Rev. Bonds, Series 2017-122, 4.00% 10/1/2046	2,120	2,108
Housing Fin. Agcy., Single Family Mortgage Rev. Bonds, Series 2020-133, 3.00% 10/1/2050	2,950	2,848
Housing Fin. Agcy., Single Family Mortgage Rev. Bonds, Series 2020-132-A, 3.50% 4/1/2051	700	689
Housing Fin. Agcy., Single Family Mortgage Rev. Bonds, Series 2021-135-A, 3.00% 10/1/2051	880	854
Housing Fin. Agcy., Single Family Mortgage Rev. Bonds, Series 2021-137, 3.00% 10/1/2051	820	782
Housing Fin. Agcy., Single Family Mortgage Rev. Bonds, Series 2022-138-A, 3.00% 10/1/2052	1,500	1,430
Housing Fin. Agcy., Single Family Mortgage Rev. Bonds, Series 2023-141-A, 5.75% 10/1/2053	6,905	7,367
Housing Fin. Agcy., Special Limited Obligation Multi Family Housing Dev. Bonds (School of Nursing), Series 2021, 0.27% 8/1/2024 (put 8/1/2023)	3,375	3,375
County of Lehigh, General Purpose Auth., Hospital Rev. Bonds (Lehigh Valley Health Network), Series 2019-A, 5.00% 7/1/2025	1,200	1,230
City of Philadelphia, Water and Wastewater Rev. Bonds, Series 2022-C, 5.00% 6/1/2030	800	907
City of Philadelphia, Water and Wastewater Rev. Bonds, Series 2022-C, 5.00% 6/1/2031	780	899
Philadelphia School Dist., G.O. Bonds, Series 2021-A, 5.00% 9/1/2028	1,265	1,366
Philadelphia School Dist., G.O. Green Bonds, Series 2021-B, 5.00% 9/1/2026	1,000	1,046
Philadelphia School Dist., G.O. Green Bonds, Series 2021-B, 5.00% 9/1/2027	600	638
Philadelphia School Dist., G.O. Green Bonds, Series 2021-B, 5.00% 9/1/2028	365	394
Philadelphia School Dist., G.O. Green Bonds, Series 2021-B, 5.00% 9/1/2029	1,080	1,184
Turnpike Commission, Turnpike Rev. Bonds, Series 2019-A, 5.00% 12/1/2025	500	521
Turnpike Commission, Turnpike Rev. Bonds, Series 2019-A, 5.00% 12/1/2026	400	425
Turnpike Commission, Turnpike Rev. Bonds, Series 2019-A, 5.00% 12/1/2027	1,000	1,077
Turnpike Commission, Turnpike Rev. Bonds, Series 2021-B, 5.00% 12/1/2029	1,000	1,116
Turnpike Commission, Turnpike Rev. Ref. Bonds, Series 2017-A-2, 5.00% 12/1/2024	485	496
Turnpike Commission, Turnpike Rev. Ref. Bonds, Series 2016, 5.00% 6/1/2026	3,000	3,107
		<u>59,341</u>
<b>Puerto Rico 0.02%</b>		
Industrial, Tourist, Educational, Medical and Environmental Control Facs. Fncg. Auth., Hospital Rev. and Rev. Ref. Bonds (Hospital Auxilio Mutuo Obligated Group Project), Series 2021, 5.00% 7/1/2028	380	<u>403</u>
<b>Rhode Island 0.37%</b>		
Housing and Mortgage Fin. Corp., Homeownership Opportunity Bonds, Series 68-C, AMT, 3.50% 4/1/2039	300	296
Housing and Mortgage Fin. Corp., Homeownership Opportunity Bonds, Series 69-B, 4.00% 10/1/2048	525	521
Housing and Mortgage Fin. Corp., Homeownership Opportunity Bonds, Series 75-A, 3.00% 10/1/2051	4,780	4,594
Student Loan Auth., Student Loan Program Rev. Bonds, Series 2017-A, AMT, 5.00% 12/1/2023	650	652
Student Loan Auth., Student Loan Program Rev. Bonds, Series 2017-A, AMT, 5.00% 12/1/2024	2,100	2,125
		<u>8,188</u>
<b>South Carolina 1.46%</b>		
City of Columbia, Housing Auth., Multi Family Housing Rev. Bonds (Colonel Bluffs Apartments Project), Series 2022-B, 1.25% 8/1/2025 (put 8/1/2024)	5,395	5,237
City of Columbia, Waterworks and Sewer System Rev. Bonds, Series 2019-A, 4.00% 2/1/2024	500	502
Housing Fin. and Dev. Auth., Mortgage Rev. Bonds, Series 2017-A, 4.00% 1/1/2047	740	736
Housing Fin. and Dev. Auth., Mortgage Rev. Bonds, Series 2017-B, 4.00% 7/1/2047	110	109
Housing Fin. and Dev. Auth., Mortgage Rev. Bonds, Series 2018-A, 4.50% 7/1/2048	865	866
Housing Fin. and Dev. Auth., Mortgage Rev. Bonds, Series 2020-A, 4.00% 7/1/2050	1,395	1,384
Housing Fin. and Dev. Auth., Mortgage Rev. Bonds, Series 2021-A, 3.00% 1/1/2052	685	658
Housing Fin. and Dev. Auth., Mortgage Rev. Bonds, Series 2020-B, 3.25% 1/1/2052	1,610	1,564

# American Funds Short-Term Tax-Exempt Bond Fund (continued)

Bonds, notes & other debt instruments (continued)	Principal amount (000)	Value (000)
<b>South Carolina (continued)</b>		
Housing Fin. and Dev. Auth., Mortgage Rev. Bonds, Series 2022-A, 4.00% 1/1/2052	USD860	\$ 855
Housing Fin. and Dev. Auth., Mortgage Rev. Ref. Bonds, Series 2016-A, 4.00% 7/1/2036	160	159
Housing Fin. and Dev. Auth., Multi Family Housing Rev. Bonds (James Lewis, Jr. Eastside Apartments), Series 2021-B, 0.30% 9/1/2024 (put 3/1/2024)	2,175	2,119
Housing Fin. and Dev. Auth., Multi Family Housing Rev. Bonds (Villages at Congaree Pointe Project), Series 2021-B, 1.25% 6/1/2025 (put 6/1/2024)	970	946
Jobs-Econ. Dev. Auth., Environmental Improvement Rev. Ref. Bonds (International Paper Co. Project), Series 2023-A, AMT, 4.00% 4/1/2033 (put 4/1/2026)	4,625	4,634
Ports Auth., Rev. Bonds, Series 2015, AMT, 5.25% 7/1/2055 (preref. 7/1/2025)	2,000	2,059
Public Service Auth., Rev. Obligations (Santee Cooper), Series 2015-A, 5.00% 12/1/2024	700	713
Public Service Auth., Rev. Obligations (Santee Cooper), Series 2014-C, 5.00% 12/1/2025	120	122
Public Service Auth., Rev. Ref. Obligations (Santee Cooper), Series 2015-A, 5.00% 12/1/2028	280	286
Public Service Auth., Rev. Ref. Obligations (Santee Cooper), Series 2022-A, 5.00% 12/1/2029	85	92
Public Service Auth., Rev. Ref. Obligations (Santee Cooper), Series 2016-A, 5.00% 12/1/2031	2,015	2,082
Public Service Auth., Rev. Ref. Obligations (Santee Cooper), Series 2016-A, 5.00% 12/1/2033	1,050	1,084
City of Spartanburg, Housing Auth., Multi Family Housing Rev. Bonds (Connecticut Village Apartments), Series 2022, 1.05% 8/1/2025 (put 8/1/2023)	1,025	1,025
City of Spartanburg, Housing Auth., Multi Family Housing Rev. Bonds (Hickory Heights and Oakland Apartments Project), Series 2021, 0.29% 10/1/2024 (put 10/1/2023)	3,030	3,007
Spartanburg Regional Health Services Dist., Hospital Rev. Ref. Bonds, Series 2022, 5.00% 4/15/2027	395	415
Spartanburg Regional Health Services Dist., Hospital Rev. Ref. Bonds, Series 2022, 5.00% 4/15/2028	1,500	1,602
		<u>32,256</u>
<b>South Dakota 0.34%</b>		
Housing Dev. Auth., Homeownership Mortgage Bonds, Series 2014-E, 4.00% 5/1/2044	130	130
Housing Dev. Auth., Homeownership Mortgage Bonds, Series 2013-E, AMT, 4.00% 11/1/2044	10	10
Housing Dev. Auth., Homeownership Mortgage Bonds, Series 2015-D, 4.00% 11/1/2045	220	219
Housing Dev. Auth., Homeownership Mortgage Bonds, Series 2016-D, 3.50% 11/1/2046	1,240	1,225
Housing Dev. Auth., Homeownership Mortgage Bonds, Series 2018-B, 4.50% 11/1/2048	1,560	1,564
Housing Dev. Auth., Homeownership Mortgage Bonds, Series 2021-B, 3.00% 11/1/2051	2,180	2,095
Housing Dev. Auth., Homeownership Mortgage Bonds, Series 2022-C, 5.00% 5/1/2053	2,115	2,176
		<u>7,419</u>
<b>Tennessee 0.99%</b>		
City of Chattanooga, Health, Educational and Housing Fac. Board, Collateralized Multi Family Housing Rev. Bonds (Battery Heights Apartments Project), Series 2021, 0.20% 8/1/2024 (put 8/1/2023)	1,200	1,200
Housing Dev. Agcy., Residential Fin. Program Bonds, Series 2014-1-A, AMT, 4.00% 7/1/2039	105	104
Housing Dev. Agcy., Residential Fin. Program Bonds, Series 2017-2-B, 4.00% 1/1/2042	1,065	1,057
Housing Dev. Agcy., Residential Fin. Program Bonds, Series 2017-1, 4.00% 7/1/2042	845	839
Housing Dev. Agcy., Residential Fin. Program Bonds, Series 2013-2-A, AMT, 4.00% 7/1/2043	10	10
Housing Dev. Agcy., Residential Fin. Program Bonds, Series 2014-2-C, 4.00% 1/1/2045	195	194
Housing Dev. Agcy., Residential Fin. Program Bonds, Series 2014-2-A, 4.00% 7/1/2045	245	244
Housing Dev. Agcy., Residential Fin. Program Bonds, Series 2014-2-A, AMT, 4.00% 7/1/2045	150	149
Housing Dev. Agcy., Residential Fin. Program Bonds, Series 2015-2-A, 4.00% 1/1/2046	315	313
Housing Dev. Agcy., Residential Fin. Program Bonds, Series 2016-1-B, 3.50% 1/1/2047	210	207
Housing Dev. Agcy., Residential Fin. Program Bonds, Series 2019-4, 3.50% 1/1/2050	4,095	3,999
Housing Dev. Agcy., Residential Fin. Program Bonds, Series 2015-2-A, 3.75% 1/1/2050	415	409
Housing Dev. Agcy., Residential Fin. Program Bonds, Series 2022-2, 5.00% 1/1/2053	665	684
County of Knox, Health, Educational and Housing Fac. Board, Multi Family Housing Rev. Bonds (Westview Towers Project), Series 2022, 3.95% 12/1/2027	3,090	3,077
Knoxville Community Dev. Corp., Collateralized Multi Family Housing Rev. Bonds (Austin 1B Apartments Project), Series 2021, 0.22% 10/1/2024 (put 10/1/2023)	1,245	1,235
City of Memphis, Health, Educational and Housing Facs. Board, Collateralized Multi Family Housing Rev. Bonds (Tillman Cove Apartments), Series 2020, 0.55% 12/1/2024 (put 6/1/2024)	3,725	3,597
Metropolitan Government of Nashville and Davidson County, Health and Educational Facs. Board, Rev. Bonds (Vanderbilt University Medical Center), Series 2021-A, 5.00% 7/1/2031	415	462
Metropolitan Nashville Airport Auth., Airport Improvement Rev. Bonds, Series 2022-B, AMT, 5.00% 7/1/2026	560	581

# American Funds Short-Term Tax-Exempt Bond Fund (continued)

Bonds, notes & other debt instruments (continued)	Principal amount (000)	Value (000)
<b>Tennessee (continued)</b>		
Metropolitan Nashville Airport Auth., Airport Improvement Rev. Bonds, Series 2022-B, AMT, 5.00% 7/1/2028	USD375	\$ 399
Metropolitan Nashville Airport Auth., Airport Improvement Rev. Bonds, Series 2022-B, AMT, 5.00% 7/1/2029	1,915	2,070
City of Memphis and County of Shelby, Airport Auth., Airport Rev. Bonds, Series 2021-A, AMT, 5.00% 7/1/2025	1,000	1,021
		<u>21,851</u>
<b>Texas 13.40%</b>		
Affordable Housing Corp., Multi Family Housing Rev. Bonds (Juniper Creek Apartments Project), Series 2023, 3.75% 7/1/2044 (put 7/1/2026)	920	916
Aldine Independent School Dist., Unlimited Tax School Building Rev. Ref. Bonds, Series 2017-A, 5.00% 2/15/2027	1,270	1,360
Alvin Independent School Dist., Unlimited Tax Schoolhouse and Rev. Ref. Bonds, Series 2020, 5.00% 2/15/2024	1,000	1,009
Alvin Independent School Dist., Unlimited Tax Schoolhouse Bonds, Series 2014-B, 0.45% 2/15/2036 (put 8/15/2023)	1,730	1,728
Arlington Higher Education Fin. Corp., Education Rev. Bonds (Great Hearts America - Texas), Series 2021-A, 4.00% 8/15/2024	215	216
Arlington Higher Education Fin. Corp., Education Rev. Bonds (Great Hearts America - Texas), Series 2021-A, 4.00% 8/15/2025	175	177
Arlington Higher Education Fin. Corp., Education Rev. Bonds (Great Hearts America - Texas), Series 2021-A, 4.00% 8/15/2026	110	112
Arlington Higher Education Fin. Corp., Education Rev. Bonds (Harmony Public Schools), Series 2016-A, 5.00% 2/15/2024	310	312
Arlington Higher Education Fin. Corp., Education Rev. Bonds (Riverwalk Education Foundation, Inc.), Series 2019, 5.00% 8/15/2025	800	826
Arlington Higher Education Fin. Corp., Education Rev. Bonds (Uplift Education), Series 2019-A, 4.00% 12/1/2023	390	390
Arlington Higher Education Fin. Corp., Education Rev. Bonds (Uplift Education), Series 2019-A, 4.00% 12/1/2024	405	407
Arlington Higher Education Fin. Corp., Education Rev. Bonds (Uplift Education), Series 2019-A, 4.00% 12/1/2025	425	430
Arlington Higher Education Fin. Corp., Education Rev. Bonds (Uplift Education), Series 2019-A, 4.00% 12/1/2026	440	448
Arlington Independent School Dist., Unlimited Tax School Building and Rev. Ref. Bonds, Series 2023, 5.00% 2/15/2026	1,625	1,702
Aubrey Independent School Dist., Unlimited Tax School Building Bonds, Series 2022, 5.00% 2/15/2029	1,000	1,104
Austin Affordable PFC, Inc., Multi Family Housing Rev. Bonds (Bridge at Turtle Creek Apartments), Series 2020, 0.42% 12/1/2040 (put 12/1/2023)	3,855	3,800
Austin Independent School Dist., Unlimited Tax Rev. and Rev. Ref. Bonds, Series 2017-A, 5.00% 2/15/2029	1,465	1,563
Austin Independent School Dist., Unlimited Tax School Building Bonds, Series 2023, 5.00% 8/1/2027	1,000	1,081
City of Austin, Airport System Rev. Bonds, Series 2022, AMT, 5.00% 11/15/2026	2,820	2,948
City of Austin, Airport System Rev. Bonds, Series 2022, AMT, 5.00% 11/15/2027	2,000	2,116
City of Austin, Airport System Rev. Ref. Bonds, Series 2019, AMT, 5.00% 11/15/2025	1,370	1,410
Azle Independent School Dist., Unlimited Tax School Building Bonds, Series 2021, 5.00% 2/15/2024	1,035	1,044
Barbers Hill Independent School Dist., Unlimited Tax School Building Bonds, Series 2020, 5.00% 2/15/2026	1,735	1,818
County of Bexar, Hospital Dist., Limited Tax Rev. Ref. Bonds, Series 2019, 5.00% 2/15/2024	1,000	1,008
County of Bexar, Limited Tax Rev. Ref. Bonds, Series 2017, 5.00% 6/15/2043 (preref. 6/15/2026)	8,000	8,447
Boerne Independent School Dist., Unlimited Tax Rev. Ref. Bonds, Series 2019, 5.00% 2/1/2027	1,200	1,281
Boerne Independent School Dist., Unlimited Tax School Building Rev. Ref. Bonds, Series 2023, 3.125% 2/1/2053 (put 2/1/2027)	8,800	8,706
Burleson Independent School Dist., Unlimited Tax Rev. Ref. Bonds, Series 2017-A, 5.00% 8/1/2029	2,000	2,186
Cameron County Housing Fin. Corp., Multi Family Housing Rev. Bonds (Sunland Country Apartments), Series 2021, 0.28% 2/1/2024 (put 8/1/2023)	2,025	2,025
Cameron County Housing Fin. Corp., Multi Family Housing Rev. Bonds (Sunland Country Apartments), Series 2021, 3.95% 2/1/2024	1,840	1,839
Capital Area Housing Fin. Corp., Multi Family Housing Rev. Bonds (Redwood Apartments), Series 2020, 0.41% 1/1/2041 (put 1/1/2024)	3,220	3,162
Carroll Independent School Dist., Unlimited Tax School Building and Rev. Ref. Bonds, Series 2019-A, 5.00% 2/15/2024	645	651
Carroll Independent School Dist., Unlimited Tax School Building and Rev. Ref. Bonds, Series 2019-A, 5.00% 2/15/2025	1,485	1,525
Clear Creek Independent School Dist., Unlimited Tax School Building Bonds, Series 2013-B, 0.28% 2/15/2038 (put 8/15/2024)	835	799
Clifton Higher Education Fin. Corp., Education Rev. Bonds (Idea Public Schools), Series 2021-T, 5.00% 8/15/2023	60	60
Clifton Higher Education Fin. Corp., Education Rev. Bonds (Idea Public Schools), Series 2021-T, 5.00% 8/15/2024	65	66
Clifton Higher Education Fin. Corp., Education Rev. Bonds (Idea Public Schools), Series 2021-T, 5.00% 8/15/2025	75	77
Clifton Higher Education Fin. Corp., Education Rev. Bonds (Idea Public Schools), Series 2021-T, 5.00% 8/15/2026	410	429
Clifton Higher Education Fin. Corp., Education Rev. Bonds (Idea Public Schools), Series 2021-T, 5.00% 8/15/2027	200	213
Clifton Higher Education Fin. Corp., Education Rev. Bonds (Idea Public Schools), Series 2021-T, 5.00% 8/15/2028	40	43



# American Funds Short-Term Tax-Exempt Bond Fund (continued)

Bonds, notes & other debt instruments (continued)	Principal amount (000)	Value (000)
<b>Texas (continued)</b>		
Clifton Higher Education Fin. Corp., Education Rev. Bonds (International Leadership of Texas, Inc.), Series 2021, 4.00% 8/15/2023	USD90	\$ 90
Clifton Higher Education Fin. Corp., Education Rev. Bonds (International Leadership of Texas, Inc.), Series 2021, 4.00% 8/15/2024	115	116
Clifton Higher Education Fin. Corp., Education Rev. Bonds (International Leadership of Texas, Inc.), Series 2021, 4.00% 8/15/2025	160	162
Collin County Community College Dist., G.O. Bonds, Series 2020-A, 5.00% 8/15/2025	1,000	1,035
Coppell Independent School Dist., Unlimited Tax School Building Bonds, Series 2014, 4.00% 8/15/2044 (preref. 8/15/2023)	1,470	1,470
City of Corpus Christi, Utility System Rev. Improvement and Rev. Ref. Bonds, Series 2023, 5.00% 7/15/2028	3,425	3,744
Cypress-Fairbanks Independent School Dist., Unlimited Tax School Building and Rev. Ref. Bonds, Series 2014-C, 5.00% 2/15/2027	1,625	1,639
Cypress-Fairbanks Independent School Dist., Unlimited Tax School Building Bonds, Series 2015-B-2, 0.28% 2/15/2040 (put 8/15/2024)	1,725	1,660
City of Dallas, Waterworks and Sewer System Rev. Ref. Bonds, Series 2015-A, 5.00% 10/1/2023	1,630	1,634
County of Dallas, Certs. of Obligation, Series 2022, 5.00% 8/15/2026	1,000	1,059
Dallas Area Rapid Transit Sales Tax Rev. Ref. Bonds, Series 2014-A, 5.00% 12/1/2031	1,100	1,124
Dallas Independent School Dist., Unlimited Tax Rev. Ref. Bonds, Series 2015, 5.00% 2/15/2030 (preref. 2/15/2025)	1,000	1,024
Dallas Independent School Dist., Unlimited Tax School Building Bonds, Series 2016-A, 5.00% 2/15/2027	1,000	1,027
Dallas Independent School Dist., Unlimited Tax School Building Rev. Ref. Bonds, Series 2023, 5.00% 2/15/2026	1,260	1,320
Dallas Independent School Dist., Unlimited Tax School Building Rev. Ref. Bonds, Series 2023, 5.00% 2/15/2027	2,000	2,138
Dallas Independent School Dist., Unlimited Tax School Building Rev. Ref. Bonds, Series 2023, 5.00% 2/15/2028	545	594
City of Dallas Housing Fin. Corp., Multi Family Housing Rev. Bonds (Highpoint at Wynnewood), Series 2022, 3.50% 2/1/2044 (put 2/1/2026)	580	572
City of Dallas Housing Fin. Corp., Multi Family Housing Rev. Bonds (Rosemont at Ash Creek Apartments), Series 2023, 5.00% 7/1/2026	915	938
Del Mar College Dist., Limited Tax Bonds, Series 2020-A, 5.00% 8/15/2024	300	305
Del Mar College Dist., Limited Tax Bonds, Series 2020-B, 5.00% 8/15/2024	400	407
Del Mar College Dist., Limited Tax Bonds, Series 2020-A, 5.00% 8/15/2025	210	217
Del Mar College Dist., Limited Tax Bonds, Series 2020-B, 5.00% 8/15/2025	315	326
Del Mar College Dist., Limited Tax Bonds, Series 2020-A, 5.00% 8/15/2026	335	353
Del Valle Independent School Dist., Unlimited Tax School Building Bonds, Series 2020, 5.00% 6/15/2026	1,000	1,054
County of Denton, Permanent Improvement and Rev. Ref. Bonds, Series 2023, 5.00% 7/15/2028	1,410	1,552
County of Denton, Permanent Improvement and Rev. Ref. Bonds, Series 2023, 5.00% 7/15/2029	4,650	5,217
Denton County Housing Fin. Corp., Multi Family Housing Rev. Bonds (Pathway on Woodrow Apartments), Series 2022, 5.00% 2/1/2026 (put 2/1/2025)	1,155	1,175
Denton Independent School Dist., Unlimited Tax School Building Bonds, Series 2023, 5.00% 8/15/2027	1,650	1,781
El Paso Independent School Dist., Unlimited Tax Rev. Ref. Bonds, Series 2020, 5.00% 8/15/2023	1,000	1,001
El Paso Independent School Dist., Unlimited Tax Rev. Ref. Bonds, Series 2015, 5.00% 8/15/2026	400	408
Fort Bend Grand Parkway Toll Road Auth., Limited Contract Tax and Toll Road Rev. Ref. Bonds, Series 2021-A, 5.00% 3/1/2027	330	353
Fort Bend Independent School Dist., Unlimited Tax Rev. Ref. Bonds, Series 2020, 5.00% 8/15/2024	1,000	1,018
Fort Bend Independent School Dist., Unlimited Tax Rev. Ref. Bonds, Series 2021-B, 0.72% 8/1/2051 (put 8/1/2026)	3,310	2,940
Fort Bend Independent School Dist., Unlimited Tax School Building and Rev. Ref. Bonds, Series 2020-B, 0.875% 8/1/2050 (put 8/1/2025)	7,175	6,747
Fort Worth Independent School Dist., Unlimited Tax School Building Bonds, Series 2020, 5.00% 2/15/2026	500	523
Fort Worth Independent School Dist., Unlimited Tax School Building Bonds, Series 2020, 5.00% 2/15/2027	1,000	1,068
G.O. Water Financial Assistance Rev. Ref. Bonds, Series 2021-B, 4.00% 8/1/2030	560	569
Galveston Public Fac. Corp., Multi Family Housing Rev. Bonds (The Orleanders at Broadway), Series 2021, 0.47% 8/1/2025 (put 8/1/2024)	1,425	1,371
City of Garland, Tax and Rev. Certs. of Obligation, Series 2021, 5.00% 2/15/2024	315	318
Garland Independent School Dist., Unlimited Tax School Building Bonds, Series 2016, 5.00% 2/15/2030	1,000	1,026
City of Georgetown, Utility System Rev. Bonds, Series 2022, Assured Guaranty Municipal insured, 5.00% 8/15/2026	1,000	1,052
Goose Creek Consolidated Independent School Dist., Unlimited Tax School Building Bonds, Series 2021, 5.00% 2/15/2027	1,125	1,202
Goose Creek Consolidated Independent School Dist., Unlimited Tax School Building Bonds, Series 2014-B, 0.60% 2/15/2035 (put 8/17/2026)	810	747
Harlandale Independent School Dist., Maintenance Tax Notes, Series 2021, BAM insured, 2.00% 8/15/2040 (put 8/15/2024)	455	450
Harlandale Independent School Dist., Unlimited Tax Rev. Ref. Bonds, Series 2020, 0.75% 8/15/2045 (put 8/15/2025)	2,365	2,248
Harlingen Consolidated Independent School Dist., Unlimited Tax Rev. Ref. Bonds, Series 2020, 5.00% 8/15/2024	1,000	1,018

# American Funds Short-Term Tax-Exempt Bond Fund (continued)

Bonds, notes & other debt instruments (continued)	Principal amount (000)	Value (000)
<b>Texas (continued)</b>		
County of Harris, Metropolitan Transit Auth., Sales and Use Tax Contractual Obligations, Series 2015-B, 5.00% 11/1/2025	USD345	\$ 358
County of Harris, Toll Road Rev. and Rev. Ref. Bonds, Series 2018-A, 5.00% 8/15/2024	150	153
County of Harris, Toll Road Rev. Ref. Bonds, Series 2022-A, 5.00% 8/15/2029	1,160	1,299
Harris County Cultural Education Facs. Fin. Corp., Hospital Rev. Bonds (Texas Children's Hospital), Series 2019-A, 5.00% 10/1/2028	3,000	3,273
Harris County Cultural Education Facs. Fin. Corp., Medical Facs. Mortgage Rev. Ref. Bonds (Baylor College of Medicine), Series 2019-A, (USD-SOFR x 0.70 + 0.73%) 4.293% 11/15/2046 (put 7/1/2024) <sup>1</sup>	1,385	1,385
Harris County Cultural Education Facs. Fin. Corp., Rev. Bonds (Texas Medical Center), Series 2020-A, 0.90% 5/15/2050 (put 5/15/2025)	1,205	1,135
Harris County Cultural Education Facs. Fin. Corp., Thermal Utility Rev. Ref. Bonds (TECO Project), Series 2017, 5.00% 11/15/2024	1,325	1,354
Harris County Health Facs. Dev. Corp., Rev. Ref. Bonds (CHRISTUS Health), Series 2005-A-4, Assured Guaranty Municipal insured, 4.19% 7/1/2031 <sup>1</sup>	75	75
Dept. of Housing and Community Affairs, Multi Family Housing Rev. Bonds (Corona Del Valle), Series 2021, 0.37% 8/1/2025 (put 8/1/2023)	3,235	3,235
Dept. of Housing and Community Affairs, Multi Family Housing Rev. Bonds (Palladium Simpson Stuart Apartments), Series 2021, 0.35% 1/1/2025 (put 1/1/2024)	1,660	1,625
Dept. of Housing and Community Affairs, Residential Mortgage Rev. Bonds, Series 2021-A, 3.00% 1/1/2052	2,270	2,177
Dept. of Housing and Community Affairs, Residential Mortgage Rev. Bonds, Series 2023-A, 5.50% 7/1/2053	3,315	3,538
Dept. of Housing and Community Affairs, Single Family Mortgage Rev. Bonds, Series 2018-A, 4.75% 3/1/2049	810	815
Dept. of Housing and Community Affairs, Single Family Mortgage Rev. Bonds, Series 2019-A, 4.00% 3/1/2050	2,440	2,421
Dept. of Housing and Community Affairs, Single Family Mortgage Rev. Bonds, Series 2020-A, 3.50% 3/1/2051	685	669
Dept. of Housing and Community Affairs, Single Family Mortgage Rev. Bonds, Series 2021-A, 3.00% 3/1/2052	6,315	6,048
Dept. of Housing and Community Affairs, Single Family Mortgage Rev. Bonds, Series 2022-B, 6.00% 3/1/2053	2,040	2,239
Housing Options, Inc., Multi Family Housing Rev. Bonds (Brooks Manor - The Oaks Project), Series 2021, 0.50% 8/1/2041 (put 3/1/2025)	2,445	2,290
City of Houston, Airport System Rev. Ref. Bonds, Series 2020-A, AMT, 5.00% 7/1/2027	1,000	1,052
City of Houston, Airport System Rev. Ref. Bonds, Series 2023-B, Assured Guaranty Municipal insured, AMT, 5.00% 7/1/2028	2,625	2,797
City of Houston, Combined Utility System Rev. Ref. Bonds, Series 2019-B, 2.00% 11/15/2024	615	601
City of Houston, Convention and Entertainment Facs. Dept., Hotel Occupancy Tax and Special Rev. Ref. Bonds, Series 2021, 4.00% 9/1/2023	65	65
City of Houston, Convention and Entertainment Facs. Dept., Hotel Occupancy Tax and Special Rev. Ref. Bonds, Series 2021, 4.00% 9/1/2024	45	45
City of Houston, Convention and Entertainment Facs. Dept., Hotel Occupancy Tax and Special Rev. Ref. Bonds, Series 2021, 4.00% 9/1/2025	40	40
City of Houston, Memorial City Redev. Auth., Tax Increment Contract Rev. and Rev. Ref. Bonds, Series 2019, Assured Guaranty Municipal insured, 5.00% 9/1/2023	550	551
City of Houston, Memorial City Redev. Auth., Tax Increment Contract Rev. and Rev. Ref. Bonds, Series 2019, Assured Guaranty Municipal insured, 5.00% 9/1/2024	575	584
City of Houston, Memorial City Redev. Auth., Tax Increment Contract Rev. and Rev. Ref. Bonds, Series 2019, Assured Guaranty Municipal insured, 5.00% 9/1/2025	445	457
City of Houston, Memorial City Redev. Auth., Tax Increment Contract Rev. and Rev. Ref. Bonds, Series 2019, Assured Guaranty Municipal insured, 5.00% 9/1/2026	320	334
Houston Housing Fin. Corp., Multi Family Housing Rev. Bonds (Temenos Place Apartments), Series 2021, 0.29% 8/1/2024 (put 8/1/2023)	775	775
Houston Housing Fin. Corp., Multi Family Housing Rev. Notes (Summerdale Apartments), Series 2023, 5.00% 8/1/2041 (put 8/1/2026)	840	865
Humble Independent School Dist., Unlimited Tax School Building Bonds, Series 2022, 5.00% 2/15/2028	1,000	1,092
Hutto Independent School Dist., Unlimited Tax School Building Bonds, Series 2020, 5.00% 8/1/2024	1,000	1,017
Hutto Independent School Dist., Unlimited Tax School Building Bonds, Series 2015, 2.00% 2/1/2055 (put 8/1/2025)	2,000	1,940
Irving Independent School Dist., Unlimited Tax School Building Bonds, Series 2023, 5.00% 2/15/2027	1,345	1,438
Irving Independent School Dist., Unlimited Tax School Building Bonds, Series 2023, 5.00% 2/15/2029	760	845
Jacksonville Independent School Dist., Unlimited Tax Rev. Ref. Bonds, Series 2020, 5.00% 2/15/2025	2,240	2,304
Keller Independent School Dist., Unlimited Tax Rev. Ref. Bonds, Series 2015-A, 5.00% 2/15/2027 (preref. 2/15/2025)	1,470	1,509
Kilgore Independent School Dist., Unlimited Tax School Building Bonds, Series 2022, 5.00% 2/15/2026	435	455
Lamar Consolidated Independent School Dist., Unlimited Tax Schoolhouse Bonds, Series 2021, 5.00% 2/15/2029	345	383
Lower Colorado River Auth., Rev. Ref. Bonds, Series 2022, Assured Guaranty Municipal insured, 5.00% 5/15/2027	1,000	1,072
Lower Colorado River Auth., Rev. Ref. Bonds, Series 2023-A, 5.00% 5/15/2027	780	833

# American Funds Short-Term Tax-Exempt Bond Fund (continued)

Bonds, notes & other debt instruments (continued)	Principal amount (000)	Value (000)
<b>Texas (continued)</b>		
Lower Colorado River Auth., Transmission Contract Rev. Ref. Bonds (LCRA Transmission Services Corp. Project), Series 2015, Assured Guaranty Municipal insured, 4.00% 5/15/2033	USD1,000	\$1,004
County of Matagorda, Navigation Dist. No. 1, Pollution Control Rev. Ref. Bonds (Central Power and Light Co. Project), Series 1996, AMT, 0.90% 5/1/2030 (put 9/1/2023)	1,110	1,106
Medina Valley Independent School Dist., Unlimited Tax School Building Bonds, Series 2021, 0.82% 2/15/2051 (put 2/15/2026)	835	766
Municipal Gas Acquisition and Supply Corp. I, Gas Supply Rev. Bonds, Series 2008-D, 6.25% 12/15/2026	935	972
Municipal Gas Acquisition and Supply Corp. III, Gas Supply Rev. Ref. Bonds, Series 2021, 5.00% 12/15/2025	1,480	1,497
Municipal Gas Acquisition and Supply Corp. III, Gas Supply Rev. Ref. Bonds, Series 2021, 5.00% 12/15/2026	1,000	1,017
Nacogdoches Independent School Dist., Unlimited Tax School Building Bonds, Series 2019, 5.00% 2/15/2027	985	1,053
New Caney Independent School Dist., Unlimited Tax School Building Bonds, Series 2023, 5.00% 2/15/2027	1,000	1,068
New Caney Independent School Dist., Unlimited Tax School Building Bonds, Series 2023, 5.00% 2/15/2028	525	572
New Hope Cultural Education Facs. Fin. Corp., Student Housing Rev. Bonds (CHF-Collegiate Housing Galveston I, LLC - Texas A&M University at Galveston Project), Series 2014-A, 4.75% 4/1/2046 (preref. 4/1/2024)	1,295	1,306
North Central Texas Housing Fin. Corp., Multi Family Housing Rev. Bonds (Bluebonnet Ridge Apartments), Series 2021, 0.375% 8/1/2040 (put 8/1/2024)	620	594
North East Independent School Dist., Unlimited Tax School Building Bonds, Series 2022-C, 2.05% 8/1/2046 (put 8/1/2023)	5,335	5,335
North Texas Tollway Auth., System Rev. Ref. Bonds, Series 2014-A, 5.00% 1/1/2024 (escrowed to maturity)	515	518
North Texas Tollway Auth., System Rev. Ref. Bonds, Series 2016-A, 5.00% 1/1/2026	2,450	2,464
North Texas Tollway Auth., System Rev. Ref. Second Tier Bonds, Series 2022-B, 5.00% 1/1/2025	1,500	1,535
Northside Independent School Dist., Unlimited Tax School Building Bonds, Series 2020, 0.70% 6/1/2050 (put 6/1/2025)	5,000	4,727
Northwest Independent School Dist., Unlimited Tax School Building Bonds, Series 2017, 5.00% 2/15/2042 (preref. 2/15/2026)	6,500	6,814
Odessa Housing Fin. Corp., Multi Family Housing Rev. Bonds (Cove in Odessa Apartments), Series 2021, 0.37% 2/1/2024 (put 9/1/2023)	2,125	2,116
Plano Independent School Dist., Unlimited Tax School Building Bonds, Series 2023, 5.00% 2/15/2026	3,000	3,145
Plano Independent School Dist., Unlimited Tax School Building Bonds, Series 2023, 5.00% 2/15/2027	2,375	2,544
Prosper Independent School Dist., Unlimited Tax School Building Bonds, Series 2019-B, 2.00% 2/15/2050 (put 8/15/2023)	6,355	6,350
Public Fin. Auth., G.O. Rev. Ref. Bonds, Series 2016, 5.00% 10/1/2026	3,575	3,798
County of Rockwall, Permanent Improvement and Rev. Ref. Bonds, Series 2020, 5.00% 2/1/2024	200	202
County of Rockwall, Permanent Improvement and Rev. Ref. Bonds, Series 2020, 5.00% 2/1/2025	250	256
County of Rockwall, Permanent Improvement and Rev. Ref. Bonds, Series 2020, 5.00% 2/1/2026	260	271
Round Rock Independent School Dist., Unlimited Tax School Building Bonds, Series 2016, 5.00% 8/1/2027	1,535	1,586
City of San Antonio, Electric and Gas Systems Rev. Bonds, Series 2015-D, 1.125% 12/1/2045 (put 12/1/2026)	1,990	1,761
City of San Antonio, Electric and Gas Systems Rev. Ref. Bonds, Series 2022, 5.00% 2/1/2025	1,730	1,774
City of San Antonio, Electric and Gas Systems Rev. Ref. Bonds, Series 2015, 5.00% 2/1/2026	1,400	1,464
City of San Antonio, Electric and Gas Systems Rev. Ref. Bonds, Series 2022, 5.00% 2/1/2027	90	96
City of San Antonio, Passenger Fac. Charge and Airport System Rev. Ref. Bonds, Series 2019-A, AMT, 5.00% 7/1/2024	1,000	1,007
City of San Antonio, Water System Rev. and Rev. Ref. Bonds, Series 2013-F, 1.00% 5/1/2043 (put 11/1/2026)	1,000	886
San Antonio Housing Trust Fin. Corp., Multi Family Housing Rev. Bonds (The Arbors at West Avenue Apartments), Series 2022, 1.45% 3/1/2026 (put 3/1/2025)	690	661
San Antonio Independent School Dist., Unlimited Tax Rev. Ref. Bonds, Series 2020-B, 5.00% 8/15/2026	1,925	2,032
San Jacinto Community College Dist., Limited Tax G.O. Building Bonds, Series 2021, 5.00% 2/15/2026	1,000	1,047
Southwest Independent School Dist., Unlimited Tax School Building Bonds, Series 2023, 5.00% 2/1/2027	860	918
Tarrant County Cultural Education Facs. Fin. Corp., Hospital Rev. Bonds (Baylor Scott & White Health Project), Series 2022-E, 5.00% 11/15/2052 (put 5/15/2026)	4,235	4,392
Tarrant County Cultural Education Facs. Fin. Corp., Hospital Rev. Bonds (Baylor Scott & White Health Project), Series 2022-F, 5.00% 11/15/2052 (put 11/15/2030)	1,620	1,789
Tarrant County Cultural Education Facs. Fin. Corp., Rev. Bonds (Christus Health), Series 2022-A, 5.00% 7/1/2053 (put 7/1/2032)	3,510	3,910
Texas City Independent School Dist., Unlimited Tax School Building Rev. Ref. Bonds, Series 2019, 5.00% 8/15/2024	1,400	1,425
Tomball Independent School Dist., Unlimited Tax School Building Bonds, Series 2020, 5.00% 2/15/2024	220	222
Tomball Independent School Dist., Unlimited Tax School Building Bonds, Series 2014-B-1, 0.45% 2/15/2036 (put 8/15/2023)	2,675	2,671
Tomball Independent School Dist., Unlimited Tax School Building Bonds, Series 2014-B-2, 0.26% 2/15/2039 (put 8/15/2024)	1,645	1,577
Transportation Commission, G.O. Mobility Fund Bonds, Series 2014-B, 0.65% 10/1/2041 (put 4/1/2026)	5,500	4,994
Transportation Commission, G.O. Mobility Fund Rev. Ref. Bonds, Series 2014-B, 5.00% 10/1/2026	1,000	1,011



# American Funds Short-Term Tax-Exempt Bond Fund (continued)

Bonds, notes & other debt instruments (continued)	Principal amount (000)	Value (000)
<b>Texas (continued)</b>		
Transportation Commission, Highway Improvement G.O. Bonds, Series 2016-A, 5.00% 4/1/2031	USD2,990	\$ 3,152
Travis County Housing Fin. Corp., Multi Family Housing Rev. Bonds (Airport Gateway Apartments), Series 2022, 4.125% 6/1/2045 (put 6/1/2027)	960	961
Travis County Strategic Housing Fin. Corp., Multi Family Housing Rev. Bonds (Yager Flats), Series 2021, 0.46% 9/1/2041 (put 2/1/2025)	11,000	10,359
Trinity River Public Fac. Corp., Multi Family Housing Rev. Bonds (Cowan Place Apartments), Series 2021, 0.28% 10/1/2024 (put 10/1/2023)	2,500	2,481
Board of Regents of the University of Texas System, Permanent University Fund Bonds, Series 2022-A, 5.00% 7/1/2029	2,550	2,862
Board of Regents of the University of Texas System, Rev. Fncg. System Bonds, Series 2020-A, 5.00% 8/15/2030	4,900	5,585
Waco Public Facs. Corp. II, Multi Family Housing Rev. Bonds (Trendwood Apartments), Series 2022, 3.50% 8/1/2025 (put 8/1/2024)	4,928	4,895
Water Dev. Board, State Revolving Fund Rev. Bonds, Series 2020, 5.00% 8/1/2024	750	762
Water Dev. Board, State Revolving Fund Rev. Bonds, Series 2020, 5.00% 8/1/2027	2,380	2,569
Water Dev. Board, State Revolving Fund Rev. Bonds, Series 2020, 5.00% 8/1/2027	1,970	2,127
Water Dev. Board, State Water Implementation Rev. Fund, Rev. Bonds (Master Trust), Series 2021, 5.00% 10/15/2028	1,460	1,609
		<u>295,984</u>
<b>Utah 1.35%</b>		
Board of Higher Education, General Rev. Bonds (University of Utah), Series 2023-B, 5.00% 8/1/2029	500	562
Board of Higher Education, General Rev. Bonds (University of Utah), Series 2023-B, 5.00% 8/1/2030	500	573
Board of Higher Education, General Rev. Bonds (University of Utah), Series 2023-B, 5.00% 8/1/2031	500	583
Canyons School Dist., Board of Education, G.O. Rev. Ref. Bonds (Utah School Bond Guaranty Program), Series 2021-B, 5.00% 6/15/2027	1,000	1,081
G.O. Bonds, Series 2019, 5.00% 7/1/2026	1,000	1,059
Housing Corp., Multi Family Housing Rev. Bonds (Fellowship Manor Apartments), Series 2022, 2.00% 10/1/2024 (put 10/1/2023)	5,000	4,985
Housing Corp., Multi Family Housing Rev. Bonds (New City Plaza Apartments Project), Series 2021, 3.50% 8/1/2025 (put 8/1/2024)	9,836	9,764
Housing Corp., Single Family Mortgage Bonds, Class III, Series 2015-D-2, 4.00% 1/1/2045	135	134
Jordan Valley Water Conservancy Dist., Water Rev. and Rev. Ref. Bonds, Series 2021-A, 5.00% 10/1/2023	1,100	1,103
Salt Lake City, Airport Rev. Bonds (Salt Lake City International Airport), Series 2021-B, 5.00% 7/1/2024	275	279
Salt Lake City, Airport Rev. Bonds (Salt Lake City International Airport), Series 2021-A, AMT, 5.00% 7/1/2026	2,250	2,338
Salt Lake City, Airport Rev. Bonds (Salt Lake City International Airport), Series 2023-A, AMT, 5.00% 7/1/2027	830	873
Salt Lake City, Airport Rev. Bonds (Salt Lake City International Airport), Series 2017-A, AMT, 5.00% 7/1/2029	800	841
Salt Lake City, Airport Rev. Bonds (Salt Lake City International Airport), Series 2021-A, AMT, 5.00% 7/1/2029	1,500	1,617
County of Salt Lake, Board of Education, G.O. Rev. Ref. Bonds (Utah School Bond Guaranty Act), Series 2021, 5.00% 6/1/2024	2,390	2,426
Telecommunication Open Infrastructure Agcy., Sales Tax and Telecommunications Rev. Ref. Bonds, Series 2022, 5.00% 6/1/2025	235	242
Telecommunication Open Infrastructure Agcy., Sales Tax and Telecommunications Rev. Ref. Bonds, Series 2022, 5.00% 6/1/2026	400	418
Telecommunication Open Infrastructure Agcy., Sales Tax and Telecommunications Rev. Ref. Bonds, Series 2022, 5.00% 6/1/2027	320	340
Telecommunication Open Infrastructure Agcy., Sales Tax and Telecommunications Rev. Ref. Bonds, Series 2022, 5.00% 6/1/2029	130	143
Telecommunication Open Infrastructure Agcy., Sales Tax and Telecommunications Rev. Ref. Bonds, Series 2022, 5.00% 6/1/2030	305	340
City of Vineyard, Redev. Agcy., Tax Increment Rev. and Rev. Ref. Bonds, Series 2021, Assured Guaranty Municipal insured, 5.00% 5/1/2024	155	157
		<u>29,858</u>
<b>Vermont 0.02%</b>		
Housing Fin. Agcy., Multiple Purpose Bonds, Series 2014-A, AMT, 4.00% 11/1/2044	100	98
Housing Fin. Agcy., Multiple Purpose Bonds, Series 2020-A, 3.75% 11/1/2050	290	286
		<u>384</u>

# American Funds Short-Term Tax-Exempt Bond Fund (continued)

Bonds, notes & other debt instruments (continued)	Principal amount (000)	Value (000)
<b>Virginia 1.73%</b>		
County of Arlington, Industrial Dev. Auth., Hospital Rev. Bonds (Virginia Hospital Center), Series 2020, 5.00% 7/1/2025	USD1,000	\$ 1,025
College Building Auth., Educational Facs. Rev. Bonds (21st Century College and Equipment Programs), Series 2023-A, 5.00% 2/1/2028	2,500	2,726
College Building Auth., Educational Facs. Rev. Ref. Bonds (21st Century College and Equipment Programs), Series 2017-E, 5.00% 2/1/2028	1,600	1,745
County of Fairfax, Public Improvement Bonds, Series 2023-A, 4.00% 10/1/2026	1,500	1,552
County of Fairfax, Redev. and Housing Auth., Multi Family Housing Rev. Bonds (Arrowbrook Apartments Project), Series 2020, 0.41% 1/1/2041 (put 1/1/2024)	8,000	7,831
County of Fairfax, Redev. and Housing Auth., Multi Family Housing Rev. Bonds (Oakwood North Four Project), Series 2021, 0.41% 5/1/2025 (put 5/1/2024)	5,000	4,840
G.O. Bonds, Series 2016-B, 5.00% 6/1/2027	2,790	2,952
County of Henrico, Water & Sewer Rev. and Rev. Ref. Bonds, Series 2016, 5.00% 5/1/2046 (preref. 5/1/2026)	2,000	2,109
City of Hopewell, Redev. and Housing Auth., Multi Family Housing Rev. Bonds (Hopewell Heights Apartments), Series 2021-A, 0.49% 12/1/2024 (put 12/1/2023)	815	803
County of Loudoun, Econ. Dev. Auth., Multi Family Housing Rev. Bonds (The View at Broadlands Project), Series 2022, 2.00% 4/1/2025 (put 4/1/2024)	2,495	2,465
County of Loudoun, Econ. Dev. Auth., Public Fac. Rev. and Rev. Ref. Bonds (Loudoun County Public Facs. Project), Series 2021-A, 5.00% 12/1/2023	480	483
City of Lynchburg, Econ. Dev. Auth., Hospital Rev. and Rev. Ref. Bonds (Centra Health Obligated Group), Series 2021, 4.00% 1/1/2027	850	854
City of Norfolk, G.O. Capital Improvement Bonds, Series 2019, 5.00% 8/1/2044 (preref. 8/1/2028)	1,000	1,109
City of Norfolk, Redev. and Housing Auth., Multi Family Housing Rev. Bonds (Braywood Manor Apartments), Series 2023, 5.00% 5/1/2043 (put 5/1/2026)	2,280	2,342
Port Auth., Commonwealth Port Fund Rev. Bonds, Series 2020-B, AMT, 5.00% 7/1/2028	1,615	1,747
Port Auth., Commonwealth Port Fund Rev. Bonds, Series 2015, AMT, 5.00% 7/1/2030 (preref. 7/1/2025)	2,000	2,046
Port Auth., Port Facs. Rev. Ref. Bonds, Series 2015, AMT, 5.00% 7/1/2039 (preref. 7/1/2025)	1,000	1,023
Small Business Fncg. Auth., Residential Care Facs. Rev. and Rev. Ref. Bonds (LifeSpire of Virginia), Series 2021, 3.00% 12/1/2023	30	30
Small Business Fncg. Auth., Residential Care Facs. Rev. and Rev. Ref. Bonds (LifeSpire of Virginia), Series 2021, 3.00% 12/1/2025	230	221
Small Business Fncg. Auth., Residential Care Facs. Rev. and Rev. Ref. Bonds (LifeSpire of Virginia), Series 2021, 3.00% 12/1/2026	235	222
		<u>38,125</u>
<b>Washington 1.33%</b>		
Central Puget Sound Regional Transit Auth., Sales Tax and Motor Vehicle Excise Tax Improvement and Rev. Ref. Green Bonds, Series 2021-S-1, 5.00% 11/1/2028	65	72
Central Puget Sound Regional Transit Auth., Sales Tax Improvement Green Bonds, Series 2015-S-2B, (SIFMA Municipal Swap Index + 0.45%) 4.43% 11/1/2045 (put 11/1/2023) <sup>1</sup>	2,150	2,150
Energy Northwest, Electric Rev. Ref. Bonds (Project No. 3), Series 2016-A, 5.00% 7/1/2026	1,075	1,136
Energy Northwest, Electric Rev. Ref. Bonds (Project No. 3), Series 2018-C, 5.00% 7/1/2026	1,965	2,077
City of Everett, Housing Auth., Multi Family Housing Rev. Bonds (Baker Heights Legacy), Series 2021, 0.30% 9/1/2024 (put 9/1/2023)	770	767
G.O. Bonds, Series 2022-C-3, 5.00% 2/1/2028	995	1,086
Health Care Facs. Auth., Rev. Bonds (CommonSpirit Health), Series 2019-B-1, 5.00% 8/1/2049 (put 8/1/2024)	1,045	1,050
Housing Fin. Commission, Multi Family Housing Rev. Bonds (HopeSource III Portfolio Projects), Series 2022, 1.25% 1/1/2025 (put 1/1/2024)	2,210	2,180
Housing Fin. Commission, Single Family Program Bonds, Series 2014-2A-R, AMT, 3.50% 6/1/2044	25	25
Housing Fin. Commission, Single Family Program Bonds, Series 2017-1-N, 4.00% 12/1/2047	600	596
Housing Fin. Commission, Single Family Program Bonds, Series 2018-1-N, 4.00% 12/1/2048	1,695	1,682
Housing Fin. Commission, Single Family Program Bonds, Series 2019-1-N, 4.00% 6/1/2049	425	422
Housing Fin. Commission, Single Family Program Bonds, Series 2020-2-N, 3.00% 12/1/2050	250	241
Housing Fin. Commission, Single Family Program Bonds, Series 2020-1-N, 4.00% 12/1/2050	1,645	1,631
Housing Fin. Commission, Single Family Program Bonds, Series 2021-2-N, 3.00% 6/1/2051	740	708
Housing Fin. Commission, Single Family Program Rev. Ref. Bonds, Series 2022-1-N, 5.00% 12/1/2052	750	779
Motor Vehicle Fuel Tax G.O. Rev. Ref. Bonds, Series R-2022-D, 4.00% 7/1/2027	4,000	4,172
Northshore School Dist., Unlimited Tax G.O. Rev. Ref. Bonds, Series 2022, 5.00% 12/1/2029	400	454
City of Seattle, Housing Auth., Rev. and Rev. Ref. Bonds (Northgate Plaza Project), Series 2021, 1.00% 6/1/2026	680	623
City of Seattle, Housing Auth., Rev. Bonds (Lam Bow Apartments Project), Series 2021, 1.25% 6/1/2024	150	147
City of Seattle, Municipal Light and Power Rev. Ref. Bonds, Series 2018-C-2, (SIFMA Municipal Swap Index + 0.49%) 4.47% 11/1/2046 (put 11/1/2023) <sup>1</sup>	1,260	1,260

# American Funds Short-Term Tax-Exempt Bond Fund (continued)

Bonds, notes & other debt instruments (continued)	Principal amount (000)	Value (000)
<b>Washington (continued)</b>		
City of Seattle, Water System Improvement and Rev. Ref. Bonds, Series 2021, 5.00% 8/1/2027	USD595	\$ 644
Port of Seattle, Rev. Ref. Bonds, Series 2022-B, AMT, 5.00% 8/1/2029	4,750	5,127
University of Washington, General Rev. Ref. Bonds, Series 2020-C, 5.00% 4/1/2025	250	258
		<u>29,287</u>
<b>West Virginia 0.15%</b>		
Econ. Dev. Auth., Solid Waste Disposal Facs. Rev. Bonds (Appalachian Power Co. - Amos Project), Series 2011-A, AMT, 1.00% 1/1/2041 (put 9/1/2025)	1,310	1,218
Econ. Dev. Auth., Solid Waste Disposal Facs. Rev. Ref. Bonds (Kentucky Power Co. - Mitchell Project), Series 2014-A, AMT, 4.70% 4/1/2036 (put 6/17/2026)	1,485	1,488
G.O. State Road Bonds, Series 2021-A, 5.00% 12/1/2025	665	694
		<u>3,400</u>
<b>Wisconsin 1.35%</b>		
G.O. Rev. Ref. Bonds, Series 2017-3, 5.00% 11/1/2027	1,050	1,132
G.O. Rev. Ref. Bonds, Series 2023-2, 5.00% 5/1/2029	3,000	3,372
Germantown School Dist., G.O. School Building and Improvement Bonds, Series 2017-A, 3.00% 4/1/2030 (preref. 4/1/2027)	1,395	1,391
Health and Educational Facs. Auth., Rev. Bonds (Advocate Aurora Health Care Credit Group), Series 2018-B-2, 5.00% 8/15/2054 (put 6/24/2026)	1,510	1,576
Health and Educational Facs. Auth., Rev. Bonds (Advocate Aurora Health Care Credit Group), Series 2018-C-3, 5.00% 8/15/2054 (put 6/24/2026)	4,845	5,058
Health and Educational Facs. Auth., Rev. Bonds (Gundersen Lutheran), Series 2020, 5.00% 2/15/2026 <sup>2</sup>	4,000	4,073
Health and Educational Facs. Auth., Rev. Bonds (Saint John's Communities, Inc. Project), Series 2018-A, 5.00% 9/15/2050 (preref. 9/15/2023)	1,000	1,002
Housing and Econ. Dev. Auth., Home Ownership Rev. Bonds, Series 2015-A, AMT, 4.00% 9/1/2045	40	40
Housing and Econ. Dev. Auth., Home Ownership Rev. Bonds, Series 2016-A, AMT, 3.50% 3/1/2046	435	429
Housing and Econ. Dev. Auth., Home Ownership Rev. Bonds, Series 2017-C, 4.00% 3/1/2048	415	412
Housing and Econ. Dev. Auth., Home Ownership Rev. Bonds, Series 2018-B, 4.00% 3/1/2048	1,020	1,013
Housing and Econ. Dev. Auth., Home Ownership Rev. Bonds, Series 2019-C, 4.00% 3/1/2050	1,040	1,031
Housing and Econ. Dev. Auth., Home Ownership Rev. Bonds, Series 2020-A, 3.50% 9/1/2050	2,175	2,126
Housing and Econ. Dev. Auth., Home Ownership Rev. Bonds, Series 2021-A, 3.00% 3/1/2052	2,170	2,085
Housing and Econ. Dev. Auth., Home Ownership Rev. Bonds, Series 2021-C, 3.00% 9/1/2052	790	758
Housing and Econ. Dev. Auth., Housing Rev. Bonds, Series 2021-B, 0.40% 5/1/2045 (put 11/1/2023)	330	326
Housing and Econ. Dev. Auth., Housing Rev. Bonds, Series 2021-B, 0.50% 11/1/2050 (put 11/1/2024)	290	275
Housing and Econ. Dev. Auth., Housing Rev. Bonds, Series 2021-C, 0.81% 11/1/2052 (put 5/1/2025)	1,110	1,053
Public Fin. Auth., Retirement Facs. First Mortgage Rev. and Rev. Ref. Bonds (The United Methodist Retirement Homes), Series 2021-A, 4.00% 10/1/2025	60	59
Public Fin. Auth., Rev. Ref. Bonds (Providence St. Joseph Health), Series 2021-C, 4.00% 10/1/2041 (put 10/1/2030)	355	356
Public Fin. Auth., Solid Waste Disposal Rev. Ref. Bonds (Waste Management, Inc. Project), Series 2016-A-3, AMT, 1.10% 7/1/2029 (put 6/1/2026)	2,380	2,176
		<u>29,743</u>
<b>Wyoming 0.32%</b>		
Community Dev. Auth., Housing Rev. Bonds, Series 2015-3, 3.00% 12/1/2044	35	35
Community Dev. Auth., Housing Rev. Bonds, Series 2015-6, 4.00% 6/1/2045	180	180
Community Dev. Auth., Housing Rev. Bonds, Series 2021-1, 3.00% 6/1/2050	4,590	4,405
Community Dev. Auth., Housing Rev. Bonds, Series 2021-3, 3.00% 6/1/2050	745	721
Community Dev. Auth., Housing Rev. Bonds, Series 2020-1, 4.00% 12/1/2050	915	907
Community Dev. Auth., Housing Rev. Bonds, Series 2023-1, 5.75% 6/1/2053	865	922
		<u>7,170</u>
<b>Total bonds, notes &amp; other debt instruments</b> (cost: \$2,060,887,000)		<u>2,009,312</u>

# American Funds Short-Term Tax-Exempt Bond Fund (continued)

## Short-term securities 9.83%

	Principal amount (000)	Value (000)
<b>Municipals 9.15%</b>		
Freddie Mac, Multi Family Mortgage Certs., Series 2019-M-055, 4.19% 12/15/2028 <sup>1,2</sup>	USD2,000	\$ 2,000
State of Arizona, Industrial Dev. Auth., Hospital Rev. Ref. Bonds (Phoenix Children's Hospital), Series 2019-B, 4.50% 2/1/2048 <sup>1</sup>	11,500	11,500
State of Arizona, City of Phoenix, Industrial Dev. Auth., Health Care Facs. Rev. Bonds (Mayo Clinic), Series 2014-A, 4.46% 11/15/2052 <sup>1</sup>	4,500	4,500
State of Arizona, City of Phoenix, Industrial Dev. Auth., Solid Waste Disposal Rev. Ref. Bonds (Republic Services, Inc. Project), Series 2013, AMT, 3.50% 12/1/2035 (put 8/1/2023) <sup>4</sup>	4,000	4,000
State of California, Kern Community College Dist., Facs. Improvement Dist. No. 1, G.O. Bond Anticipation Notes, Capital Appreciation Notes, Series 2020, 0% 8/1/2023	370	370
State of California, City of Los Angeles, Tax and Rev. Anticipation Notes, Series 2023, 5.00% 6/27/2024	10,000	10,163
State of California, County of Los Angeles, Tax and Rev. Anticipation Notes, Series 2023, 5.00% 6/28/2024	6,400	6,504
State of California, Metropolitan Water Dist. of Southern California, Water Rev. Bonds, Series 2017-C, 4.12% 7/1/2047 (put 5/21/2024) <sup>1,4</sup>	2,440	2,438
State of California, Pollution Control Fncg. Auth., Solid Waste Disposal Rev. Bonds (Republic Services, Inc. Project), Series 2017-A-2, AMT, 4.10% 11/1/2042 (put 10/16/2023) <sup>2,4</sup>	3,470	3,469
State of California, County of Riverside, Tax and Rev. Anticipation Notes, Series 2023, 5.00% 6/28/2024	5,000	5,080
State of Colorado, Education Loan Program, Tax and Rev. Anticipation Notes, Series 2023-A, 5.00% 6/28/2024	5,250	5,323
State of Florida, Mission Econ. Dev. Corp., Solid Waste Disposal Rev. Ref. Bonds (Republic Services, Inc. Project), Series 2012, AMT, 3.875% 1/1/2026 (put 8/1/2023) <sup>4</sup>	10,000	10,000
State of Idaho, Health Facs. Auth., Hospital Rev. Bonds (CHE Trinity Health Credit Group), Series 2013-ID, 3.50% 12/1/2048 (put 11/1/2023) <sup>4</sup>	3,500	3,500
State of Maryland, County of Montgomery, G.O. Bonds, Series 2017-E, 4.50% 11/1/2037 <sup>1</sup>	9,200	9,200
State of Michigan, Fin. Auth., State Aid Rev. Notes, Series 2022-A, 5.00% 8/21/2023	3,000	3,003
State of Michigan, Fin. Auth., State Aid Rev. Notes, Series 2023-A, 5.00% 8/20/2024	5,000	5,073
State of Michigan, Strategic Fund, Demand Limited Obligation Rev. Bonds (Air Products and Chemicals, Inc. Project), Series 2007, 4.45% 12/1/2042 <sup>1</sup>	3,460	3,460
State of Michigan, Regents of the University of Michigan, General Rev. Bonds, Series 2008-A, 4.43% 4/1/2038 <sup>1</sup>	7,000	7,000
State of Mississippi, Business Fin. Corp., Gulf Opportunity Zone Industrial Dev. Rev. Bonds (Chevron U.S.A., Inc. Project), Series 2009-B, 4.45% 12/1/2030 <sup>1</sup>	3,000	3,000
State of Mississippi, Business Fin. Corp., Gulf Opportunity Zone Industrial Dev. Rev. Bonds (Chevron U.S.A., Inc. Project), Series 2007-D, 4.50% 12/1/2030 <sup>1</sup>	11,000	11,000
State of Mississippi, Business Fin. Corp., Port Fac. Rev. Ref. Bonds (Chevron U.S.A., Inc. Project), Series 2023, 4.50% 6/1/2043 <sup>1</sup>	3,200	3,200
State of New York, New York City G.O. Bonds, Series 2021-2, 4.18% 4/1/2042 <sup>1</sup>	195	195
State of New York, New York City G.O. Bonds, Series 2016-A-5, 4.65% 8/1/2044 <sup>1</sup>	9,600	9,600
State of New York, New York City Municipal Water Fin. Auth., Water and Sewer System Second General Resolution Rev. Bonds, Series 2014-AA-2, 4.65% 6/15/2050 <sup>1</sup>	10,000	10,000
State of New York, New York City Municipal Water Fin. Auth., Water and Sewer System Second General Resolution Rev. Bonds, Series 2023-CC, 4.48% 6/15/2053 <sup>1</sup>	8,675	8,675
State of New York, New York City Transitional Fin. Auth., Future Tax Secured Bonds, Series 2016-A-4, 4.50% 8/1/2041 <sup>1</sup>	6,000	6,000
State of New York, Triborough Bridge and Tunnel Auth., General Rev. Ref. Bonds, Series 2005-B-3, 4.50% 1/1/2035 <sup>1</sup>	16,000	16,000
State of Ohio, County of Franklin, Rev. Bonds (CHE Trinity Health Credit Group), Series 2013, 3.25% 12/1/2046 (put 11/1/2023) <sup>4</sup>	4,685	4,685
State of Pennsylvania, Econ. Dev. Fncg. Auth., Solid Waste Disposal Rev. Bonds (Republic Services, Inc. Project), Series 2019-B-1, AMT, 4.10% 4/1/2049 (put 10/16/2023) <sup>4</sup>	3,205	3,204
State of Pennsylvania, Econ. Dev. Fncg. Auth., Solid Waste Disposal Rev. Bonds (Waste Management, Inc. Project), Series 2013, AMT, 3.875% 8/1/2045 (put 8/1/2023) <sup>4</sup>	10,000	10,000
State of Texas, Gulf Coast Industrial Dev. Auth., Rev. Bonds (ExxonMobil Project), Series 2012, 4.55% 11/1/2041 <sup>1</sup>	2,200	2,200
State of Texas, Gulf Coast Waste Disposal Auth., Environmental Facs. Rev. Bonds (Exxon Project), Series 2002, AMT, 4.52% 12/1/2025 <sup>1</sup>	2,760	2,760
State of Texas, Harris County Cultural Education Facs. Fin. Corp., Hospital Rev. Bonds (Memorial Hermann Health System), Series 2019-C-2, (SIFMA Municipal Swap Index + 0.57%) 4.55% 12/1/2049 (put 12/4/2024) <sup>1,4</sup>	5,000	5,008
State of Texas, City of Houston, Combined Utility System Rev. Ref. Bonds, Series 2012-B, 4.01% 5/15/2034 <sup>1</sup>	10,000	10,000
		<u>202,110</u>

# American Funds Short-Term Tax-Exempt Bond Fund (continued)

Short-term securities (continued)	Weighted average yield at acquisition	Principal amount (000)	Value (000)
<b>U.S. Treasury bills 0.68%</b>			
U.S. Treasury 8/8/2023	4.507%	USD15,000	\$ 14,985
<b>Total short-term securities</b> (cost: \$217,086,000)			217,095
<b>Total investment securities 100.77%</b> (cost: \$2,277,973,000)			2,226,407
<b>Other assets less liabilities (0.77%)</b>			(16,946)
<b>Net assets 100.00%</b>			<u>\$2,209,461</u>

## Futures contracts

Contracts	Type	Number of contracts	Expiration date	Notional amount (000)	Value and unrealized (depreciation) appreciation at 7/31/2023 (000)
2 Year U.S. Treasury Note Futures	Long	1,136	9/29/2023	USD230,643	\$(2,892)
5 Year U.S. Treasury Note Futures	Long	1,518	9/29/2023	162,153	(1,469)
10 Year Ultra U.S. Treasury Note Futures	Short	879	9/20/2023	(102,829)	2,466
					<u>\$(1,895)</u>

<sup>1</sup>Coupon rate may change periodically. Reference rate and spread are as of the most recent information available. Some coupon rates are determined by the issuer or agent based on current market conditions; therefore, the reference rate and spread are not available. For short-term securities, the date of the next scheduled coupon rate change is considered to be the maturity date.

<sup>2</sup>Acquired in a transaction exempt from registration under Rule 144A or, for commercial paper, Section 4(a)(2) of the Securities Act of 1933. May be resold in the U.S. in transactions exempt from registration, normally to qualified institutional buyers. The total value of all such securities was \$16,465,000, which represented .75% of the net assets of the fund.

<sup>3</sup>Securities referencing LIBOR are expected to transition to an alternative reference rate by the security's next scheduled coupon reset date.

<sup>4</sup>For short-term securities, the mandatory put date is considered to be the maturity date.

## Key to abbreviations

Agcy. = Agency  
 AMT = Alternative Minimum Tax  
 Assn. = Association  
 Auth. = Authority  
 Certs. = Certificates  
 Dept. = Department  
 Dev. = Development  
 Dist. = District  
 Econ. = Economic  
 Fac. = Facility  
 Facs. = Facilities  
 Fin. = Finance

Fncg. = Financing  
 G.O. = General Obligation  
 LIBOR = London Interbank Offered Rate  
 Part. = Participation  
 Preref. = Prerefunded  
 Redev. = Redevelopment  
 Ref. = Refunding  
 Rev. = Revenue  
 SIFMA = Securities Industry and Financial Markets Association  
 SOFR = Secured Overnight Financing Rate  
 USD = U.S. dollars

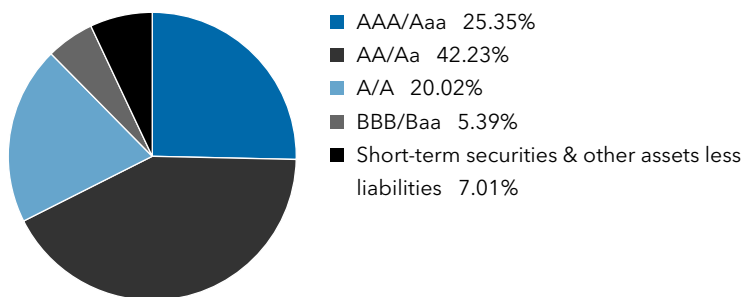
Refer to the notes to financial statements.

# Limited Term Tax-Exempt Bond Fund of America

Investment portfolio July 31, 2023

## Portfolio quality summary\*

Percent of net assets



\*Bond ratings, which typically range from AAA/Aaa (highest) to D (lowest), are assigned by credit rating agencies such as Standard & Poor's, Moody's and/or Fitch as an indication of an issuer's creditworthiness. In assigning a credit rating to a security, the fund looks specifically to the ratings assigned to the issuer of the security by Standard & Poor's, Moody's and/or Fitch. If agency ratings differ, the security will be considered to have received the highest of those ratings, consistent with the fund's investment policies. The ratings are not covered by the Report of Independent Registered Public Accounting Firm.

## Bonds, notes & other debt instruments 92.99%

Principal amount (000) Value (000)

### Alabama 3.98%

Black Belt Energy Gas Dist., Gas Project Rev. Bonds, Series 2022-B-1, 5.25% 2/1/2053 (put 6/1/2029)	USD26,160	\$ 27,477
Black Belt Energy Gas Dist., Gas Project Rev. Bonds, Series 2022-B-1, 4.00% 4/1/2053 (put 10/1/2027)	40,000	39,499
Black Belt Energy Gas Dist., Gas Project Rev. Bonds (Project No. 6), Series 2021-B, 4.00% 10/1/2052 (put 12/1/2026)	20,500	20,299
Black Belt Energy Gas Dist., Gas Project Rev. Bonds (Project No. 7), Series 2021-C-1, 4.00% 10/1/2052 (put 12/1/2026)	4,950	4,889
Black Belt Energy Gas Dist., Gas Project Rev. Ref. Bonds, Series 2023-D-1, 5.50% 6/1/2049 (put 2/1/2029)	16,890	17,792
Black Belt Energy Gas Dist., Gas Supply Prepay Rev. Bonds (Project No. 4), Series 2019-A, 4.00% 12/1/2049 (put 12/1/2025)	8,600	8,562
Black Belt Energy Gas Dist., Gas Supply Prepay Rev. Bonds (Project No. 5), Series 2020-A-1, 4.00% 10/1/2049 (put 10/1/2026)	6,400	6,363
Black Belt Energy Gas Dist., Gas Supply Rev. Bonds, Series 2021-A, 4.00% 6/1/2051 (put 12/1/2031)	13,570	13,360
Black Belt Energy Gas Dist., Gas Supply Rev. Bonds, Series 2022-D-1, 4.00% 7/1/2052 (put 6/1/2027)	21,490	21,416
Black Belt Energy Gas Dist., Gas Supply Rev. Bonds, Series 2023-B, 5.25% 12/1/2053 (put 12/1/2026)	25,505	27,308
Energy Southeast, Energy Supply Rev. Bonds (A Cooperative Dist.), Series 2023-A-1, 5.50% 11/1/2053 (put 1/1/2031)	6,000	6,461
Housing Fin. Auth., Multi Family Housing Rev. Bonds (ECG Monrovia Project), Series 2022-A, 2.00% 10/1/2025 (put 10/1/2024)	20,441	20,032
Housing Fin. Auth., Multi Family Housing Rev. Bonds (Peppertree Place Project), Series 2022-C, 3.25% 11/1/2025 (put 11/1/2024)	1,575	1,564
County of Jefferson, Limited Obligation Rev. Ref. Bonds, Series 2017, 5.00% 9/15/2025	3,000	3,088
County of Jefferson, Limited Obligation Rev. Ref. Bonds, Series 2017, 5.00% 9/15/2026	1,000	1,048
County of Jefferson, Limited Obligation Rev. Ref. Bonds, Series 2017, 5.00% 9/15/2027	2,000	2,114
Lower Alabama Gas Dist., Gas Project Rev. Bonds, Series 2016-A, 5.00% 9/1/2031	3,010	3,121
Southeast Energy Auth., Commodity Supply Rev. Bonds (Project No. 1), Series 2021-A, 4.00% 11/1/2051 (put 10/1/2028)	25,495	25,118
Southeast Energy Auth., Commodity Supply Rev. Bonds (Project No. 2), Series 2021-B-1, 4.00% 12/1/2051 (put 12/1/2031)	10,720	10,444
Southeast Energy Auth., Commodity Supply Rev. Bonds (Project No. 4), Series 2022-B-1, 5.00% 5/1/2053 (put 8/1/2028)	5,305	5,475
		<u>265,430</u>

### Alaska 0.63%

Housing Fin. Corp., Collateralized Bonds (Veterans Mortgage Program), Series 2019, 4.00% 12/1/2048	6,730	6,678
Housing Fin. Corp., General Mortgage Rev. Bonds, Series 2020, 1.95% 12/1/2033	1,000	822
Housing Fin. Corp., General Mortgage Rev. Bonds, Series 2020-A, 3.25% 12/1/2044	18,965	18,354
Housing Fin. Corp., General Mortgage Rev. Bonds, Series 2016-A, 3.50% 6/1/2046	870	860
Housing Fin. Corp., General Mortgage Rev. Bonds, Series 2022-C, 5.75% 12/1/2052	4,260	4,534
Housing Fin. Corp., State Capital Project Bonds, Series 2022-B, 5.00% 6/1/2028	600	651
Housing Fin. Corp., State Capital Project Bonds, Series 2022-B, 5.00% 12/1/2028	575	630
Housing Fin. Corp., State Capital Project Bonds, Series 2022-B, 5.00% 6/1/2029	750	828
Housing Fin. Corp., State Capital Project Bonds, Series 2022-B, 5.00% 12/1/2029	750	835



# Limited Term Tax-Exempt Bond Fund of America (continued)

Bonds, notes & other debt instruments (continued)	Principal amount (000)	Value (000)
<b>Alaska (continued)</b>		
Housing Fin. Corp., State Capital Project Bonds, Series 2022-B, 5.00% 6/1/2030	USD665	\$ 747
Housing Fin. Corp., State Capital Project Bonds, Series 2022-B, 5.00% 12/1/2030	665	752
Housing Fin. Corp., State Capital Project Bonds, Series 2014-A, 5.00% 12/1/2032 (preref. 12/1/2023)	2,700	2,715
Housing Fin. Corp., State Capital Project Bonds, Series 2014-A, 5.00% 12/1/2033 (preref. 12/1/2023)	3,400	3,419
		<u>41,825</u>
<b>Arizona 1.34%</b>		
Agricultural Improvement and Power Dist., Electric System Rev. Bonds (Salt River Project), Series 2021-A, 5.00% 1/1/2028	4,030	4,407
Agricultural Improvement and Power Dist., Electric System Rev. Bonds (Salt River Project), Series 2021-A, 5.00% 1/1/2029	3,560	3,969
Board of Regents of the Arizona State University System, Rev. Bonds, Series 2020-A, 5.00% 7/1/2027	400	432
Board of Regents of the Arizona State University System, Rev. Bonds, Series 2020-A, 5.00% 7/1/2028	550	607
Board of Regents of the Arizona State University System, Rev. Bonds, Series 2020-A, 5.00% 7/1/2033	700	794
Bullhead City, Excise Taxes Rev. Obligations, Series 2021-2, 1.15% 7/1/2027	375	337
Bullhead City, Excise Taxes Rev. Obligations, Series 2021-2, 1.30% 7/1/2028	485	432
Bullhead City, Excise Taxes Rev. Obligations, Series 2021-2, 1.65% 7/1/2030	825	716
Bullhead City, Excise Taxes Rev. Obligations, Series 2021-2, 1.70% 7/1/2031	450	384
Coconino County Pollution Control Corp., Pollution Control Rev. Ref. Bonds (Nevada Power Co. Projects), Series 2017-A, AMT, 4.125% 9/1/2032 (put 3/31/2026)	5,000	5,019
City of Glendale, Industrial Dev. Auth., Graduate and Professional Student Loan Program Rev. Bonds (Midwestern University Foundation), Series 2021-A, AMT, 2.125% 7/1/2033	2,275	1,867
City of Glendale, Industrial Dev. Auth., Rev. Ref. Bonds (Midwestern University), Series 2020, 5.00% 5/15/2029	1,000	1,106
City of Glendale, Water and Sewer Rev. Ref. Obligations, Series 2020, 5.00% 7/1/2030	1,030	1,179
Industrial Dev. Auth., Charter School Rev. Bonds (Equitable School Revolving Fund), Series 2019-A, National insured, 5.00% 11/1/2027	1,125	1,188
Industrial Dev. Auth., Charter School Rev. Bonds (Equitable School Revolving Fund), Series 2019-A, National insured, 5.00% 11/1/2028	1,175	1,258
Industrial Dev. Auth., Charter School Rev. Bonds (Equitable School Revolving Fund), Series 2019-A, National insured, 5.00% 11/1/2031	1,050	1,124
Industrial Dev. Auth., Education Rev. Bonds (GreatHearts Arizona Projects), Series 2021-A, 5.00% 7/1/2028	120	128
Industrial Dev. Auth., Education Rev. Bonds (GreatHearts Arizona Projects), Series 2021-A, 5.00% 7/1/2029	115	124
Industrial Dev. Auth., Education Rev. Bonds (GreatHearts Arizona Projects), Series 2021-A, 5.00% 7/1/2030	130	142
Industrial Dev. Auth., Education Rev. Bonds (GreatHearts Arizona Projects), Series 2021-A, 5.00% 7/1/2031	125	137
Industrial Dev. Auth., Hospital Rev. Bonds (Phoenix Children's Hospital), Series 2021-A, 5.00% 2/1/2029	1,355	1,490
Industrial Dev. Auth., Multi Family Housing Rev. Bonds (Las Terrazas Apartments Project), Series 2022-A, 1.25% 2/1/2025 (put 2/1/2024)	4,075	4,013
Industrial Dev. Auth., Municipal Certs., Series 2019-2, Class A, 3.625% 5/20/2033	6,997	6,411
Industrial Dev. Auth., Rev. Bonds (Lincoln South Beltway Project), Series 2020, 5.00% 5/1/2024	1,515	1,534
Industrial Dev. Auth., Rev. Bonds (Lincoln South Beltway Project), Series 2020, 5.00% 5/1/2026	1,500	1,575
Industrial Dev. Auth., Rev. Bonds (Lincoln South Beltway Project), Series 2020, 5.00% 8/1/2026	1,560	1,647
Industrial Dev. Auth., Rev. Bonds (Lincoln South Beltway Project), Series 2020, 5.00% 11/1/2026	1,350	1,433
Industrial Dev. Auth., Student Housing Rev. Bonds (Provident Group - NCCU Properties, LLC - North Carolina Central University Project), Series 2019-A, BAM insured, 5.00% 6/1/2025	400	410
Industrial Dev. Auth., Student Housing Rev. Bonds (Provident Group - NCCU Properties, LLC - North Carolina Central University Project), Series 2019-A, BAM insured, 5.00% 6/1/2026	500	521
Industrial Dev. Auth., Student Housing Rev. Bonds (Provident Group - NCCU Properties, LLC - North Carolina Central University Project), Series 2019-A, BAM insured, 5.00% 6/1/2027	400	424
County of Maricopa, Industrial Dev. Auth., Education Rev. Bonds (GreatHearts Arizona Projects), Series 2017-A, 5.00% 7/1/2027	745	781
County of Maricopa, Industrial Dev. Auth., Rev. Bonds (Banner Health), Series 2017-C, 5.00% 1/1/2048 (put 10/18/2024)	2,000	2,036
County of Maricopa, Industrial Dev. Auth., Rev. Bonds (Banner Health), Series 2023-A, 5.00% 1/1/2053 (put 5/15/2028)	17,495	18,826
County of Maricopa, Special Health Care Dist., G.O. Bonds, Series 2021-D, 5.00% 7/1/2027	2,000	2,151
City of Phoenix Civic Improvement Corp., Airport Rev. Bonds, Series 2019-B, AMT, 5.00% 7/1/2024	1,000	1,011
City of Phoenix Civic Improvement Corp., Airport Rev. Bonds, Series 2019-B, AMT, 5.00% 7/1/2031	4,505	4,853
City of Phoenix Civic Improvement Corp., Airport Rev. Ref. Bonds, Series 2023, AMT, 5.00% 7/1/2027	3,330	3,514
City of Phoenix Civic Improvement Corp., Airport Rev. Ref. Bonds, Series 2023, AMT, 5.00% 7/1/2028	3,000	3,217
City of Phoenix Civic Improvement Corp., Wastewater System Rev. Ref. Bonds, Series 2016, 5.00% 7/1/2028	2,035	2,147
City of Phoenix Civic Improvement Corp., Water System Rev. Ref. Bonds, Series 2014-B, 5.00% 7/1/2024	1,180	1,199

# Limited Term Tax-Exempt Bond Fund of America (continued)

Bonds, notes & other debt instruments (continued)	Principal amount (000)	Value (000)
<b>Arizona (continued)</b>		
County of Pima, Sewer System Rev. and Rev. Ref. Obligations, Series 2022, 5.00% 7/1/2027	USD1,135	\$ 1,223
County of Pima, Sewer System Rev. Obligations, Series 2020-B, 5.00% 7/1/2030	1,000	1,143
County of Yavapai, Industrial Dev. Auth., Solid Waste Disposal Rev. Bonds (Waste Management, Inc. Project), Series 2002, AMT, 1.30% 6/1/2027	2,625	2,354
		<u>89,263</u>
<b>California 7.12%</b>		
Antelope Valley Community College Dist., G.O. Bonds, Capital Appreciation Bonds, Series 2022-C, 2016 Election, 0% 8/1/2035	650	407
Bay Area Toll Auth., San Francisco Bay Area Toll Bridge Rev. Bonds, Series 2018-A, 2.625% 4/1/2045 (put 4/1/2026)	5,000	4,863
Bay Area Toll Auth., San Francisco Bay Area Toll Bridge Rev. Bonds, Series 2021-A, 2.00% 4/1/2056 (put 4/1/2028)	2,000	1,842
Bay Area Toll Auth., San Francisco Bay Area Toll Bridge Rev. Bonds, Series 2021-D, (SIFMA Municipal Swap Index + 0.30%) 4.28% 4/1/2056 (put 4/1/2027) <sup>1</sup>	4,915	4,777
Bay Area Toll Auth., San Francisco Bay Area Toll Bridge Rev. Bonds, Series 2021-C, (SIFMA Municipal Swap Index + 0.45%) 4.43% 4/1/2056 (put 4/1/2026) <sup>1</sup>	4,595	4,525
Trustees of the California State University, Systemwide Rev. Bonds, Series 2016-B-2, 0.55% 11/1/2049 (put 11/1/2026)	2,135	1,897
Carlsbad Unified School Dist., G.O. Bonds, 2018 Election, Series 2021-B, 2.00% 8/1/2023	795	795
Carlsbad Unified School Dist., G.O. Bonds, 2018 Election, Series 2021-B, 2.00% 8/1/2024	805	794
Community Choice Fncg. Auth., Clean Energy Project Rev. Green Bonds, Series 2021-B-1, 4.00% 2/1/2052 (put 8/1/2031)	31,510	31,345
Community Choice Fncg. Auth., Clean Energy Project Rev. Green Bonds, Series 2022-A-1, 4.00% 5/1/2053 (put 8/1/2028)	2,000	1,996
Community Choice Fncg. Auth., Clean Energy Project Rev. Green Bonds, Series 2023-B-1, 5.00% 7/1/2053 (put 8/1/2029)	36,040	37,826
Community Choice Fncg. Auth., Clean Energy Project Rev. Green Bonds, Series 2021-B-1, 5.00% 12/1/2053 (put 8/1/2029)	13,415	14,005
Community Choice Fncg. Auth., Clean Energy Project Rev. Green Bonds, Series 2023-D, 5.50% 5/1/2054 (put 8/1/2028)	3,500	3,694
Compton Unified School Dist., G.O. Bonds, 2015 Election, Series 2019-B, BAM insured, 5.00% 6/1/2026	750	793
Compton Unified School Dist., G.O. Bonds, 2015 Election, Series 2019-B, BAM insured, 5.00% 6/1/2027	600	649
County of Contra Costa, West Contra Costa Healthcare Dist., Rev. Ref. Bonds, Series 2021, 5.00% 7/1/2029	750	845
County of Contra Costa, West Contra Costa Healthcare Dist., Rev. Ref. Bonds, Series 2021, 5.00% 7/1/2031	800	931
East Side Union High School Dist., G.O. Bonds, 2014 Election, Series 2023-D, 5.00% 8/1/2028	1,250	1,393
East Side Union High School Dist., G.O. Bonds, 2014 Election, Series 2023-D, 5.00% 8/1/2029	2,500	2,841
East Side Union High School Dist., G.O. Bonds, 2014 Election, Series 2023-D, 5.00% 8/1/2030	745	862
Educational Facs. Auth., Rev. Bonds (University of Southern California), Series 2009-C, 5.25% 10/1/2024 (escrowed to maturity)	675	692
City of El Centro, Fncg. Auth., Wastewater Rev. Ref. Bonds, Series 2014-A, Assured Guaranty Municipal insured, 5.00% 10/1/2028	1,000	1,018
City of Fontana, Public Facs. Fin. Auth., Special Tax Rev. Ref. Bonds, Series 2021-A, 4.00% 9/1/2027	375	377
City of Fontana, Public Facs. Fin. Auth., Special Tax Rev. Ref. Bonds, Series 2021-A, 4.00% 9/1/2029	290	292
Fresno Unified School Dist., G.O. Bonds, 2010 Election, Series 2013-C, 5.50% 8/1/2046	10,200	10,200
Fresno Unified School Dist., G.O. Bonds, 2016 Election, Series 2021-D, 2.00% 8/1/2024	515	507
G.O. Bonds, Series 2021, 5.00% 12/1/2031	270	287
G.O. Bonds, Series 2021, 5.00% 12/1/2032	225	239
G.O. Bonds, Series 2021, 5.00% 12/1/2034	225	238
G.O. Rev. Ref. Bonds, Series 2018-C, 5.00% 8/1/2030	4,720	5,256
G.O. Rev. Ref. Bonds, Series 2021, 5.00% 12/1/2030	595	691
G.O. Rev. Ref. Bonds, Series 2016, 4.00% 9/1/2031	3,000	3,096
Health Facs. Fncg. Auth., Rev. Ref. Bonds (Adventist Health System/West), Series 2016-A, 4.00% 3/1/2026	1,500	1,518
Housing Fin. Agcy., Municipal Certs., Series 2021-A-1, 3.50% 11/20/2035	9,147	8,571
Housing Fin. Agcy., Municipal Certs., Series 2021-A-3, 3.25% 8/20/2036	9,481	8,586
Housing Fin. Agcy., Municipal Certs., Series 2023-1, Class A, 4.375% 9/20/2036	3,801	3,782
Infrastructure and Econ. Dev. Bank, Rev. Bonds (Brightline West Passenger Rail Project), Series 2020-A, AMT, 3.65% 1/1/2050 (put 1/31/2024) <sup>2</sup>	12,595	12,542
Infrastructure and Econ. Dev. Bank, Rev. Ref. Bonds (Los Angeles County Museum of Art Project), Series 2021-B, 4.68% 12/1/2050 (put 6/1/2026) <sup>1</sup>	3,435	3,343
Irvine Unified School Dist., Community Facs. Dist. No. 09-1, Special Tax Bonds, Series 2017-A, BAM insured, 5.00% 9/1/2025	1,865	1,912
City of Jurupa, Public Fncg. Auth., Special Tax Rev. Ref. Bonds, Series 2020-A, BAM insured, 5.00% 9/1/2024	790	804

# Limited Term Tax-Exempt Bond Fund of America (continued)

Bonds, notes & other debt instruments (continued)	Principal amount (000)	Value (000)
<b>California (continued)</b>		
City of Jurupa, Public Fncg. Auth., Special Tax Rev. Ref. Bonds, Series 2020-A, BAM insured, 4.00% 9/1/2026	USD545	\$ 559
City of Lake Elsinore, Public Fncg. Auth., Local Agcy. Rev. Ref. Bonds, Series 2015, 5.00% 9/1/2026	3,590	3,692
Las Lomas Elementary School Dist., G.O. Bonds, 2018 Election, Series 2021-B, 4.00% 7/1/2032	1,290	1,403
City of Los Angeles, Dept. of Airports, Los Angeles International Airport, Rev. and Rev. Ref. Bonds, Series 2022-C, AMT, 5.00% 5/15/2027	5,000	5,303
City of Los Angeles, Dept. of Airports, Los Angeles International Airport, Rev. and Rev. Ref. Bonds, Series 2021-A, AMT, 5.00% 5/15/2028	1,255	1,349
City of Los Angeles, Dept. of Airports, Los Angeles International Airport, Rev. and Rev. Ref. Bonds, Series 2022-C, AMT, 5.00% 5/15/2028	1,350	1,451
City of Los Angeles, Dept. of Airports, Los Angeles International Airport, Rev. and Rev. Ref. Bonds, Series 2021-A, AMT, 5.00% 5/15/2029	1,400	1,526
City of Los Angeles, Dept. of Airports, Los Angeles International Airport, Rev. and Rev. Ref. Bonds, Series 2022-C, AMT, 5.00% 5/15/2029	730	796
City of Los Angeles, Dept. of Airports, Los Angeles International Airport, Rev. and Rev. Ref. Bonds, Series 2022-C, AMT, 5.00% 5/15/2030	1,100	1,209
City of Los Angeles, Dept. of Airports, Los Angeles International Airport, Rev. and Rev. Ref. Bonds, Series 2021-A, AMT, 5.00% 5/15/2032	1,580	1,757
City of Los Angeles, Dept. of Airports, Los Angeles International Airport, Rev. Bonds, Series 2018-C, AMT, 5.00% 5/15/2026	1,195	1,245
City of Los Angeles, Dept. of Airports, Los Angeles International Airport, Rev. Bonds, Series 2016-B, AMT, 5.00% 5/15/2027	1,250	1,296
City of Los Angeles, Dept. of Airports, Los Angeles International Airport, Rev. Bonds, Series 2018-D, AMT, 5.00% 5/15/2027	2,120	2,248
City of Los Angeles, Dept. of Airports, Los Angeles International Airport, Rev. Bonds, Series 2022-A, AMT, 5.00% 5/15/2027	4,000	4,242
City of Los Angeles, Dept. of Airports, Los Angeles International Airport, Rev. Bonds, Series 2022-A, AMT, 5.00% 5/15/2028	3,405	3,659
City of Los Angeles, Dept. of Airports, Los Angeles International Airport, Rev. Bonds, Series 2022-G, AMT, 5.00% 5/15/2028	4,000	4,299
City of Los Angeles, Dept. of Airports, Los Angeles International Airport, Rev. Bonds, Series 2018-D, AMT, 5.00% 5/15/2031	2,000	2,168
City of Los Angeles, Dept. of Airports, Los Angeles International Airport, Rev. Green Bonds, Series 2022-G, AMT, 5.00% 5/15/2032	5,780	6,472
City of Los Angeles, Dept. of Airports, Los Angeles International Airport, Rev. Ref. Bonds, Series 2022-D, 5.00% 5/15/2029	200	227
City of Los Angeles, Dept. of Airports, Los Angeles International Airport, Rev. Ref. Bonds, Series 2018-B, AMT, 5.00% 5/15/2033	12,000	12,806
City of Los Angeles, Dept. of Airports, Los Angeles International Airport, Rev. Ref. Bonds, Series 2018-B, AMT, 5.00% 5/15/2034	3,000	3,201
City of Los Angeles, Dept. of Airports, Los Angeles International Airport, Rev. Ref. Green Bonds, Series 2023-A, AMT, 5.00% 5/15/2028	1,250	1,343
City of Los Angeles, Dept. of Airports, Los Angeles International Airport, Rev. Ref. Green Bonds, Series 2023-A, AMT, 5.00% 5/15/2030	10,420	11,454
City of Los Angeles, Harbor Dept., Rev. Ref. Bonds, Series 2016-A, AMT, 5.00% 8/1/2024	1,500	1,522
County of Los Angeles, Dev. Auth., Multi Family Housing Mortgage Rev. Bonds (Long Beach Senior Housing), Series 2022, 2.00% 2/1/2026 (put 2/1/2025)	8,695	8,369
County of Los Angeles, Dev. Auth., Multi Family Housing Rev. Bonds (Cantamar Villas), Series 2021-D-1, 0.30% 2/1/2025 (put 2/1/2024)	775	758
County of Los Angeles, Dev. Auth., Multi Family Housing Rev. Bonds (West Los Angeles VA Campus Building 402 Apartments), Series 2022-F, 3.375% 1/1/2046 (put 7/1/2026)	3,600	3,530
County of Los Angeles, Metropolitan Transportation Auth., Measure R Sales Tax Rev. Ref. Green Bonds, Series 2020-A, 4.00% 6/1/2036	1,590	1,672
Los Angeles Unified School Dist., G.O. Dedicated Unlimited Ad Valorem Property Tax Bonds, Series 2020-C, 5.00% 7/1/2026	1,035	1,102
Los Angeles Unified School Dist., G.O. Rev. Ref. Bonds, Series 2019-A, 3.00% 1/1/2034	4,000	3,824
Menifee Union School Dist., Public Fncg. Auth., Special Tax Rev. Bonds, Series 2016-A, BAM insured, 5.00% 9/1/2029	400	418
Menifee Union School Dist., Public Fncg. Auth., Special Tax Rev. Bonds, Series 2016-A, BAM insured, 5.00% 9/1/2030	625	652
Metropolitan Water Dist. of Southern California, Water Rev. Ref. Bonds, Series 2017-E, 4.12% 7/1/2037 (put 5/21/2024) <sup>1</sup>	17,160	17,167
Municipal Fin. Auth., Certs. of Part. (Palomar Health), Series 2022-A, Assured Guaranty Municipal insured, 5.00% 11/1/2033	1,150	1,270

# Limited Term Tax-Exempt Bond Fund of America (continued)

Bonds, notes & other debt instruments (continued)	Principal amount (000)	Value (000)
<b>California (continued)</b>		
Municipal Fin. Auth., Certs. of Part. (Palomar Health), Series 2022-A, Assured Guaranty Municipal insured, 5.25% 11/1/2034	USD1,000	\$ 1,126
Municipal Fin. Auth., Certs. of Part. (Palomar Health), Series 2022-A, Assured Guaranty Municipal insured, 5.25% 11/1/2035	1,175	1,312
Municipal Fin. Auth., Senior Living Rev. Bonds (Mt. San Antonio Gardens Project), Series 2022-B-2, 2.125% 11/15/2026	370	350
Municipal Fin. Auth., Senior Living Rev. Bonds (Mt. San Antonio Gardens Project), Series 2022-B-1, 2.75% 11/15/2027	525	498
Municipal Fin. Auth., Solid Waste Disposal Rev. Bonds (Waste Management, Inc. Project), Series 2009-A, 1.30% 2/1/2039 (put 2/3/2025) <sup>2</sup>	1,450	1,396
Municipal Fin. Auth., Solid Waste Disposal Rev. Bonds (Waste Management, Inc. Project), Series 2022-A, AMT, 4.125% 10/1/2041 (put 10/1/2025)	14,510	14,580
Municipal Fin. Auth., Solid Waste Disposal Rev. Bonds (Waste Management, Inc. Project), Series 2019-A, AMT, 2.40% 10/1/2044 (put 10/1/2029)	12,765	11,522
Municipal Fin. Auth., Solid Waste Disposal Rev. Bonds (Waste Management, Inc. Project), Series 2017-A, AMT, 0.70% 12/1/2044 (put 12/1/2023)	13,695	13,499
Municipal Fin. Auth., Student Housing Rev. Bonds (CHF-Davis II, LLC - Orchard Park Student Housing Project), Series 2021, BAM insured, 5.00% 5/15/2026	400	416
Municipal Fin. Auth., Student Housing Rev. Bonds (CHF-Davis II, LLC - Orchard Park Student Housing Project), Series 2021, BAM insured, 5.00% 5/15/2028	400	429
Municipal Fin. Auth., Student Housing Rev. Bonds (CHF-Davis II, LLC - Orchard Park Student Housing Project), Series 2021, BAM insured, 5.00% 5/15/2029	700	762
Municipal Fin. Auth., Student Housing Rev. Bonds (CHF-Riverside II, LLC - UCR Student Housing Project), Series 2019, 5.00% 5/15/2029	855	916
New Haven Unified School Dist., G.O. Bonds, Capital Appreciation Bonds, Series 2008-C, Assured Guaranty insured, 0% 8/1/2029	2,500	2,039
New Haven Unified School Dist., G.O. Bonds, Capital Appreciation Bonds, Series 2008-C, Assured Guaranty insured, 0% 8/1/2031	6,890	5,208
Oakland Unified School Dist., G.O. Rev. Ref. Bonds, Series 2016, 5.00% 8/1/2025	2,040	2,110
Oakland Unified School Dist., G.O. Rev. Ref. Bonds, Series 2016, 5.00% 8/1/2028	1,810	1,919
Port of Oakland, Rev. Ref. Bonds, Series 2021-H, AMT, 5.00% 5/1/2029	2,230	2,400
Port of Oakland, Rev. Ref. Bonds, Series 2021-H, AMT, 5.00% 11/1/2029	4,560	4,939
Ontario International Airport Auth., Ontario International Airport Rev. Bonds, Series 2021-B, AMT, Assured Guaranty Municipal insured, 5.00% 5/15/2028	300	320
Ontario International Airport Auth., Ontario International Airport Rev. Bonds, Series 2021-B, AMT, Assured Guaranty Municipal insured, 5.00% 5/15/2029	835	904
Ontario International Airport Auth., Ontario International Airport Rev. Bonds, Series 2021-B, AMT, Assured Guaranty Municipal insured, 5.00% 5/15/2030	1,315	1,443
Ontario International Airport Auth., Ontario International Airport Rev. Bonds, Series 2021-B, AMT, Assured Guaranty Municipal insured, 5.00% 5/15/2031	1,000	1,111
Palomar Pomerado Health, G.O. Bonds, Capital Appreciation Bonds, 2004 Election, Series 2007-A, National insured, 0% 8/1/2026	3,485	3,131
Public Fin. Auth., Rev. Bonds (Henry Mayo Newhall Memorial Hospital), Series 2021-A, 4.00% 10/15/2024	380	380
Public Fin. Auth., Rev. Bonds (Henry Mayo Newhall Memorial Hospital), Series 2021-A, 4.00% 10/15/2025	390	390
Public Fin. Auth., Rev. Bonds (Henry Mayo Newhall Memorial Hospital), Series 2021-A, 4.00% 10/15/2026	415	416
Public Fin. Auth., Rev. Bonds (Henry Mayo Newhall Memorial Hospital), Series 2021-A, 4.00% 10/15/2027	400	402
Public Fin. Auth., Rev. Bonds (Henry Mayo Newhall Memorial Hospital), Series 2021-A, 4.00% 10/15/2028	360	363
Public Works Board, Lease Rev. Bonds (Dept. of Corrections, Various State Prisons), Series 2017-D, 5.00% 9/1/2027	3,310	3,598
Public Works Board, Lease Rev. Bonds (Various Capital Projects), Series 2016-C, 4.00% 11/1/2031	5,440	5,594
Public Works Board, Lease Rev. Ref. Bonds (Various Capital Projects), Series 2022-A, 5.00% 8/1/2028	3,000	3,323
Public Works Board, Lease Rev. Ref. Bonds (Various Capital Projects), Series 2016-C, 4.00% 11/1/2030	7,000	7,224
City of Rancho Mirage, Redev. Agcy., Tax Allocation Bonds, Series 2003-A-1, National insured, 0% 4/1/2034	1,050	697
Rialto Unified School Dist., G.O. Bonds, 2022 Election, Series 2023, BAM insured, 0% 8/1/2031	365	278
Rialto Unified School Dist., G.O. Bonds, 2022 Election, Series 2023, BAM insured, 0% 8/1/2032	500	366
Rialto Unified School Dist., G.O. Bonds, 2022 Election, Series 2023, BAM insured, 0% 8/1/2033	435	306
Rio Elementary School Dist., Community Facs. Dist. No. 1, Special Tax Bonds, Series 2016, BAM insured, 5.00% 9/1/2027	835	869
Rio Elementary School Dist., Community Facs. Dist. No. 1, Special Tax Bonds, Series 2016, BAM insured, 5.00% 9/1/2028	405	422
Riverside Unified School Dist., Fncg. Auth., Special Tax Rev. Ref. Bonds, Series 2015, BAM insured, 5.00% 9/1/2029	2,250	2,331

# Limited Term Tax-Exempt Bond Fund of America (continued)

Bonds, notes & other debt instruments (continued)	Principal amount (000)	Value (000)
<b>California (continued)</b>		
Riverside Unified School Dist., Fncg. Auth., Special Tax Rev. Ref. Bonds, Series 2015, BAM insured, 5.00% 9/1/2031	USD1,035	\$ 1,072
City of Sacramento, Community Drainage Facs. Dist. No. 97-1 (North Natomas), Special Tax Bonds, Series 2015, 5.00% 9/1/2027	1,500	1,556
County of Sacramento, Airport System Rev. Ref. Bonds, Series 2018-C, AMT, 5.00% 7/1/2028	1,455	1,557
Sacramento Unified School Dist., G.O. Rev. Ref. Bonds, Series 2022, BAM insured, 5.00% 7/1/2029	2,165	2,455
City of San Diego, Community Facs. Dist. No. 2 (Santaluz), Improvement Area No. 1, Special Tax Rev. Ref. Bonds, Series 2021, 4.00% 9/1/2029	250	261
City of San Diego, Community Facs. Dist. No. 2 (Santaluz), Improvement Area No. 1, Special Tax Rev. Ref. Bonds, Series 2021, 4.00% 9/1/2030	155	162
San Diego Unified School Dist., G.O. Dedicated Unlimited Ad Valorem Property Tax Bonds, 2008 Election, Capital Appreciation Bonds, Series 2012-E, 0% 7/1/2034	2,000	1,402
City and County of San Francisco, Airport Commission, San Francisco International Airport, Rev. Bonds, Series 2023-A-2, AMT, 5.00% 5/1/2029	6,245	6,750
City and County of San Francisco, Public Utilities Commission, Wastewater Rev. Green Bonds, Series 2023-C, 4.00% 10/1/2048 (put 10/1/2029)	15,275	16,137
City of San Jose, Airport Rev. Ref. Bonds, Series 2021-A, AMT, BAM insured, 5.00% 3/1/2029	570	615
City of San Jose, Airport Rev. Ref. Bonds, Series 2021-A, AMT, BAM insured, 5.00% 3/1/2030	1,550	1,691
City of Santa Fe Springs, Community Dev. Commission, Consolidated Redev. Project, Tax Allocation Bonds, Capital Appreciation Bonds, Series 2006-A, National insured, 0% 9/1/2023	4,455	4,442
Southern California Public Power Auth., Rev. Ref. Green Bonds (Milford Wind Corridor Phase II Project), Series 2021-1, 5.00% 7/1/2024	200	204
Southern California Public Power Auth., Rev. Ref. Green Bonds (Milford Wind Corridor Phase II Project), Series 2021-1, 5.00% 7/1/2028	230	256
Statewide Communities Dev. Auth., Pollution Control Rev. Ref. Bonds (Southern California Edison Co.), Series 2006-D, 2.625% 11/1/2033 (put 12/1/2023)	2,645	2,629
Statewide Communities Dev. Auth., Rev. Bonds (American Baptist Homes of the West), Series 2013-A, 5.00% 10/1/2023	330	331
Statewide Communities Dev. Auth., Rev. Bonds (American Baptist Homes of the West), Series 2015, 5.00% 10/1/2025	2,585	2,634
Statewide Communities Dev. Auth., Student Housing Rev. Bonds (University of California, Irvine East Campus Apartments, Phase I Ref. and Phase IV-B CHF-Irvine, LLC), Series 2021, BAM insured, 5.00% 5/15/2030	4,145	4,596
Stockton Unified School Dist., G.O. Bonds, Capital Appreciation Bonds, 2008 Election, Series 2011-D, Assured Guaranty Municipal insured, 0% 8/1/2033	2,000	1,409
Tobacco Securitization Auth. of Southern California, Tobacco Settlement Asset-Backed Rev. Ref. Bonds (San Diego County Tobacco Asset Securitization Corp.), Series 2019-A, 5.00% 6/1/2030	2,000	2,210
Tulare Joint Union High School Dist., G.O. Bonds, 2004 Election, Capital Appreciation Bonds, Series 2004-A, National insured, 0% 8/1/2028	4,150	3,477
Regents of the University of California, Limited Project Rev. Bonds, Series 2022-S, 5.00% 5/15/2026	2,030	2,151
City of Vernon, Electric System Rev. Bonds, Series 2022-A, 5.00% 10/1/2027	650	682
City of Vernon, Electric System Rev. Bonds, Series 2022-A, 5.00% 4/1/2028	230	243
Dept. of Veterans Affairs, Veterans G.O. Bonds, Series 2017-CQ, 4.00% 12/1/2047	550	546
Dept. of Veterans Affairs, Veterans G.O. Bonds, Series 2019-CS, 4.00% 12/1/2049	4,595	4,568
Dept. of Veterans Affairs, Veterans G.O. Bonds, Series 2020-CT, 3.00% 12/1/2050	3,020	2,934
Dept. of Veterans Affairs, Veterans G.O. Bonds, Series 2022-CU, 5.50% 12/1/2052	1,240	1,387
Dept. of Water Resources, Water System Rev. Bonds (Central Valley Project), Series 2016-AW, 5.00% 12/1/2033 (preref. 12/1/2026)	255	273
Dept. of Water Resources, Water System Rev. Bonds (Central Valley Project), Series 2017-AX, 5.00% 12/1/2033 (preref. 12/1/2027)	230	252
West Contra Costa Unified School Dist., G.O. Bonds, Capital Appreciation Bonds, 2002 Election, Series 2005-D, National insured, 0% 8/1/2026	8,000	7,219
West Contra Costa Unified School Dist., G.O. Bonds, Capital Appreciation Bonds, 2002 Election, Series 2005-D, National insured, 0% 8/1/2031	5,000	3,783
		<u>474,193</u>
<b>Colorado 3.28%</b>		
County of Adams, Clear Creek Station Metropolitan Dist., Limited Tax G.O. Rev. Ref. and Improvement Bonds, Series 2017-A, 4.375% 12/1/2032	2,435	2,336
City of Arvada, Mountain Shadows Metropolitan Dist., Limited Tax G.O. Rev. Ref. and Improvement Bonds, Series 2016, 4.00% 12/1/2026	303	295
City and County of Broomfield, Arista Metropolitan Dist., Limited Tax G.O. Rev. Ref. and Improvement Bonds (Convertible to Unlimited Tax), Series 2018-A, 4.375% 12/1/2028	3,655	3,531



# Limited Term Tax-Exempt Bond Fund of America (continued)

Bonds, notes & other debt instruments (continued)	Principal amount (000)	Value (000)
<b>Colorado (continued)</b>		
Certs. of Part., Series 2021-A, 5.00% 12/15/2028	USD495	\$ 549
City of Colorado Springs, Utilities System Rev. Ref. Bonds, Series 2020-A, 5.00% 11/15/2029	1,000	1,137
Board of Governors of the Colorado State University System, System Enterprise Rev. and Rev. Ref. Bonds, Series 2016-B, 5.00% 3/1/2041 (preref. 3/1/2027)	140	150
City and County of Denver, Airport System Rev. Bonds, Series 2022-A, AMT, 5.00% 11/15/2027	2,750	2,923
City and County of Denver, Airport System Rev. Bonds, Series 2022-A, AMT, 5.00% 11/15/2032	6,000	6,708
City and County of Denver, Airport System Rev. Bonds, Series 2022-B, 5.00% 11/15/2032	250	295
City and County of Denver, Airport System Rev. Bonds, Series 2022-A, AMT, 5.00% 11/15/2033	35,000	39,020
City and County of Denver, Denver Convention Center Hotel Auth., Rev. Ref. Bonds, Series 2016, 5.00% 12/1/2029	6,500	6,696
City and County of Denver, Dept. of Aviation, Airport System Rev. Bonds, Series 2018-A, AMT, 5.00% 12/1/2026	10,000	10,450
City and County of Denver, Dept. of Aviation, Airport System Rev. Bonds, Series 2017-A, AMT, 5.00% 11/15/2028	3,610	3,817
City and County of Denver, Dept. of Aviation, Airport System Rev. Bonds, Series 2022-A, AMT, 5.00% 11/15/2029	18,800	20,451
City and County of Denver, Dept. of Aviation, Airport System Rev. Bonds, Series 2018-A, AMT, 5.00% 12/1/2030	1,000	1,096
City and County of Denver, Dept. of Aviation, Airport System Rev. Bonds, Series 2018-A, AMT, 5.00% 12/1/2032	10,000	10,668
City and County of Denver, Park Creek Metropolitan Dist., Limited Property Tax Supported Rev. Ref. Bonds, Series 2015-A, 5.00% 12/1/2023	1,400	1,406
City and County of Denver, Park Creek Metropolitan Dist., Limited Property Tax Supported Rev. Ref. Bonds, Series 2015-A, 5.00% 12/1/2024	1,080	1,100
City and County of Denver, Park Creek Metropolitan Dist., Limited Property Tax Supported Rev. Ref. Bonds, Series 2015-A, 5.00% 12/1/2025	3,835	3,975
E-470 Public Highway Auth., Rev. Bonds, Series 2020-A, 5.00% 9/1/2026	750	791
E-470 Public Highway Auth., Rev. Bonds, Series 2020-A, 5.00% 9/1/2027	2,030	2,184
E-470 Public Highway Auth., Rev. Bonds, Series 2021-B, (USD-SOFR x 0.67 + 0.35%) 3.901% 9/1/2039 (put 9/1/2024) <sup>1</sup>	3,035	3,026
Health Facs. Auth., Health Facs. Rev. and Rev. Ref. Bonds (Evangelical Lutheran Good Samaritan Society Project), Series 2017, 5.00% 6/1/2025 (escrowed to maturity)	1,000	1,031
Health Facs. Auth., Health Facs. Rev. and Rev. Ref. Bonds (Evangelical Lutheran Good Samaritan Society Project), Series 2017, 5.00% 6/1/2026 (escrowed to maturity)	615	647
Health Facs. Auth., Health Facs. Rev. and Rev. Ref. Bonds (Evangelical Lutheran Good Samaritan Society Project), Series 2015-A, 5.00% 6/1/2029 (preref. 6/1/2025)	3,455	3,570
Health Facs. Auth., Health Facs. Rev. and Rev. Ref. Bonds (Evangelical Lutheran Good Samaritan Society Project), Series 2017, 5.00% 6/1/2029 (preref. 6/1/2027)	1,750	1,881
Health Facs. Auth., Hospital Rev. Bonds (Adventist Health System/Sunbelt Obligated Group), Series 2018-B, 5.00% 11/15/2048 (put 11/20/2025)	5,505	5,708
Health Facs. Auth., Hospital Rev. Bonds (Sanford), Series 2019-A, 5.00% 11/1/2028	3,065	3,338
Health Facs. Auth., Rev. Bonds (Intermountain Healthcare), Series 2022-A, 5.00% 5/15/2031	3,500	4,035
Health Facs. Auth., Rev. Bonds (Intermountain Healthcare), Series 2022-A, 5.00% 5/15/2032	2,190	2,557
Housing and Fin. Auth., Multi Family Housing Rev. Bonds (Wildhorse Ridge Apartments Project), Series 2022, 2.00% 2/1/2026 (put 2/1/2025)	13,499	13,143
Housing and Fin. Auth., Single Family Mortgage Bonds, Series 2017-C, Class I, 4.00% 5/1/2048	1,180	1,171
Housing and Fin. Auth., Single Family Mortgage Bonds, Series 2018-C, Class I, 4.25% 11/1/2048	3,435	3,431
Housing and Fin. Auth., Single Family Mortgage Bonds, Series 2019-E, Class I, 4.25% 5/1/2049	6,285	6,270
Housing and Fin. Auth., Single Family Mortgage Bonds, Series 2020-B, Class I, 3.75% 5/1/2050	3,050	3,005
Housing and Fin. Auth., Single Family Mortgage Bonds, Series 2021-E, Class I, 3.00% 11/1/2051	940	905
Housing and Fin. Auth., Single Family Mortgage Bonds, Series 2021-H, Class I, 3.00% 11/1/2051	5,470	5,249
Housing and Fin. Auth., Single Family Mortgage Bonds, Series 2021-L, Class I, 3.25% 11/1/2051	13,020	12,599
Housing and Fin. Auth., Single Family Mortgage Bonds, Series 2022-B, Class I, 3.25% 5/1/2052	6,635	6,418
Housing and Fin. Auth., Single Family Mortgage Bonds, Series 2023-I, Class III, 6.00% 5/1/2053	9,550	10,457
Public Auth. for Colorado Energy, Natural Gas Purchase Rev. Bonds, Series 2008, 6.125% 11/15/2023	715	719
Regional Transportation Dist., Private Activity Bonds (Denver Transit Partners Eagle P3 Project), Series 2020-A, 5.00% 1/15/2029	700	754
Regional Transportation Dist., Private Activity Bonds (Denver Transit Partners Eagle P3 Project), Series 2020-A, 5.00% 7/15/2029	1,500	1,627
Regional Transportation Dist., Private Activity Bonds (Denver Transit Partners Eagle P3 Project), Series 2020-A, 5.00% 1/15/2030	1,100	1,200
Regional Transportation Dist., Private Activity Bonds (Denver Transit Partners Eagle P3 Project), Series 2020-A, 5.00% 7/15/2030	350	384
Regional Transportation Dist., Private Activity Bonds (Denver Transit Partners Eagle P3 Project), Series 2020-A, 4.00% 7/15/2033	1,935	2,012



# Limited Term Tax-Exempt Bond Fund of America (continued)

Bonds, notes & other debt instruments (continued)	Principal amount (000)	Value (000)
<b>Colorado (continued)</b>		
Regional Transportation Dist., Private Activity Bonds (Denver Transit Partners Eagle P3 Project), Series 2020-B, 4.00% 7/15/2034	USD1,020	\$ 1,051
Regents of the University of Colorado, University Enterprise Rev. and Rev. Ref. Bonds, Series 2016-B-1, 4.00% 6/1/2034 (preref. 6/1/2026)	1,850	1,905
Weld County School Dist. RE-5J, G.O. Bonds, Series 2021, 5.00% 12/1/2023	475	478
		<u>218,149</u>
<b>Connecticut 1.07%</b>		
G.O. Rev. Ref. Social Bonds, Series 2021-D, 5.00% 7/15/2026	2,000	2,113
Health and Educational Facs. Auth., Rev. Bonds (Hartford Healthcare Issue), Series 2021-A, 5.00% 7/1/2029	750	813
Health and Educational Facs. Auth., Rev. Bonds (Hartford Healthcare Issue), Series 2021-A, 5.00% 7/1/2030	1,000	1,095
Health and Educational Facs. Auth., Rev. Bonds (Hartford Healthcare Issue), Series 2021-A, 5.00% 7/1/2031	1,000	1,100
Health and Educational Facs. Auth., Rev. Bonds (Hartford Healthcare Issue), Series 2021-A, 5.00% 7/1/2032	1,000	1,095
Health and Educational Facs. Auth., Rev. Bonds (Hartford Healthcare Issue), Series 2021-A, 5.00% 7/1/2033	435	476
Health and Educational Facs. Auth., Rev. Bonds (Quinnipiac University Issue), Series 2016-M, 5.00% 7/1/2024	1,645	1,668
Health and Educational Facs. Auth., Rev. Bonds (Quinnipiac University Issue), Series 2016-M, 5.00% 7/1/2025	1,450	1,489
Health and Educational Facs. Auth., Rev. Bonds (Yale University Issue), Series 2003-X-2, 0.25% 7/1/2037 (put 2/9/2024)	3,355	3,290
Health and Educational Facs. Auth., Rev. Bonds (Yale University Issue), Series 2010-A-3, 0.25% 7/1/2049 (put 2/9/2024)	5,970	5,854
Higher Education Supplemental Loan Auth., Rev. Bonds (Chesla Loan Program), Series 2020-D, 5.00% 11/15/2023 (escrowed to maturity)	440	442
Higher Education Supplemental Loan Auth., Rev. Bonds (Chesla Loan Program), Series 2020-D, 5.00% 11/15/2024 (escrowed to maturity)	400	409
Higher Education Supplemental Loan Auth., Rev. Bonds (Chesla Loan Program), Series 2020-D, 5.00% 11/15/2025 (escrowed to maturity)	250	261
Higher Education Supplemental Loan Auth., Rev. Bonds (Chesla Loan Program), Series 2021-B, AMT, 5.00% 11/15/2025	695	710
Higher Education Supplemental Loan Auth., Rev. Bonds (Chesla Loan Program), Series 2021-B, AMT, 5.00% 11/15/2026	470	486
Higher Education Supplemental Loan Auth., Rev. Bonds (Chesla Loan Program), Series 2021-B, AMT, 5.00% 11/15/2027	250	262
Higher Education Supplemental Loan Auth., Rev. Bonds (Chesla Loan Program), Series 2021-B, AMT, 5.00% 11/15/2028	345	366
Housing Fin. Auth., Housing Mortgage Fin. Program Bonds, Series 2016-B-2, AMT, 3.50% 5/15/2039	525	517
Housing Fin. Auth., Housing Mortgage Fin. Program Bonds, Series 2016-F-2, AMT, 3.50% 5/15/2039	845	830
Housing Fin. Auth., Housing Mortgage Fin. Program Bonds, Series 2018-A-2, AMT, 4.00% 11/15/2041	1,140	1,124
Housing Fin. Auth., Housing Mortgage Fin. Program Bonds, Series 2018-E-1, 4.25% 5/15/2042	1,795	1,790
Housing Fin. Auth., Housing Mortgage Fin. Program Bonds, Series 2019-F-1, 3.50% 11/15/2043	670	656
Housing Fin. Auth., Housing Mortgage Fin. Program Bonds, Series 2014-C-1, 4.00% 11/15/2044	70	70
Housing Fin. Auth., Housing Mortgage Fin. Program Bonds, Series 2020-A-1, 3.50% 11/15/2045	725	708
Housing Fin. Auth., Housing Mortgage Fin. Program Bonds, Series 2016-A-1, 4.00% 11/15/2045	560	558
Housing Fin. Auth., Housing Mortgage Fin. Program Bonds, Series 2018-C-1, 4.00% 11/15/2045	3,675	3,646
Housing Fin. Auth., Housing Mortgage Fin. Program Bonds, Series 2019-A-1, 4.00% 11/15/2045	2,770	2,748
Housing Fin. Auth., Housing Mortgage Fin. Program Bonds, Series 2016-E-1, 3.50% 11/15/2046	2,260	2,236
Housing Fin. Auth., Housing Mortgage Fin. Program Bonds, Series 2017-C-1, 4.00% 11/15/2047	1,585	1,574
Housing Fin. Auth., Housing Mortgage Fin. Program Bonds, Series 2019-D-1, 4.00% 11/15/2049	4,405	4,372
Housing Fin. Auth., Housing Mortgage Fin. Program Bonds, Series 2022-C-4, (SIFMA Municipal Swap Index + 0.625%) 4.61% 5/15/2051 (put 11/15/2024) <sup>1</sup>	15,445	15,442
Housing Fin. Auth., Housing Mortgage Fin. Program Bonds, Series 2022-A-1, 3.50% 11/15/2051	7,435	7,247
Housing Fin. Auth., Housing Mortgage Fin. Program Rev. Ref. Bonds, Series 2015-A, 3.50% 11/15/2044	665	662
Housing Fin. Auth., Housing Mortgage Fin. Program Rev. Ref. Bonds, Series 2015-C-1, 3.50% 11/15/2045	290	288
Special Tax Obligation Bonds (Transportation Infrastructure Purposes), Series 2022-A, 5.00% 7/1/2029	2,250	2,530
Special Tax Obligation Bonds (Transportation Infrastructure Purposes), Series 2021-D, 5.00% 11/1/2033	2,000	2,318
		<u>71,245</u>

# Limited Term Tax-Exempt Bond Fund of America (continued)

Bonds, notes & other debt instruments (continued)	Principal amount (000)	Value (000)
<b>Delaware 0.10%</b>		
Econ. Dev. Auth., Exempt Fac. Rev. Ref. Bonds (NRG Energy Project), Series 2020-A, 1.25% 10/1/2040 (put 10/1/2025)	USD4,437	\$ 4,058
Econ. Dev. Auth., Exempt Fac. Rev. Ref. Bonds (NRG Energy Project), Series 2020-A, 1.25% 10/1/2045 (put 10/1/2025)	2,560	2,342
Health Facs. Auth., Rev. Bonds (Beebe Medical Center Project), Series 2018, 5.00% 6/1/2024	300	302
		<u>6,702</u>
<b>District of Columbia 1.53%</b>		
G.O. Bonds, Series 2021-D, 5.00% 2/1/2030	2,200	2,496
G.O. Rev. Ref. Bonds, Series 2021-E, 5.00% 2/1/2029	2,350	2,615
G.O. Rev. Ref. Bonds, Series 2021-E, 5.00% 2/1/2030	2,600	2,949
Hospital Rev. Ref. Bonds (Children's Hospital Obligated Group Issue), Series 2015, 5.00% 7/15/2027	1,500	1,557
Housing Fin. Agcy., Collateralized Multi Family Housing Rev. Bonds (Kenilworth 166 Apartments Project), Series 2021, 1.25% 6/1/2025 (put 12/1/2024)	21,275	20,458
Housing Fin. Agcy., Collateralized Multi Family Housing Rev. Bonds (Parcel 42 Project), Series 2022, 1.70% 9/1/2041 (put 3/1/2025)	3,000	2,886
Housing Fin. Agcy., Collateralized Multi Family Housing Rev. Bonds (Paxton Project), Series 2022, 4.00% 9/1/2040 (put 9/1/2025)	2,750	2,758
Income Tax Secured Rev. Bonds, Series 2022-A, 5.00% 7/1/2032	525	620
Income Tax Secured Rev. Ref. Bonds, Series 2019-C, 5.00% 10/1/2028	2,515	2,793
Metropolitan Area Transit Auth., Gross Rev. Ref. Transit Rev. Bonds, Series 2017-A-2, 5.00% 7/1/2033	1,000	1,078
Metropolitan Washington DC Airports Auth., Airport System Rev. and Rev. Ref. Bonds, Series 2018-A, AMT, 5.00% 10/1/2027	2,000	2,121
Metropolitan Washington DC Airports Auth., Airport System Rev. and Rev. Ref. Bonds, Series 2019-A, AMT, 5.00% 10/1/2028	7,520	8,078
Metropolitan Washington DC Airports Auth., Airport System Rev. and Rev. Ref. Bonds, Series 2021-A, AMT, 5.00% 10/1/2028	1,410	1,515
Metropolitan Washington DC Airports Auth., Airport System Rev. and Rev. Ref. Bonds, Series 2021-A, AMT, 5.00% 10/1/2030	2,500	2,750
Metropolitan Washington DC Airports Auth., Airport System Rev. Ref. Bonds, Series 2019-A, AMT, 5.00% 10/1/2023	1,750	1,753
Metropolitan Washington DC Airports Auth., Airport System Rev. Ref. Bonds, Series 2021-A, AMT, 5.00% 10/1/2023	2,000	2,004
Metropolitan Washington DC Airports Auth., Airport System Rev. Ref. Bonds, Series 2019-A, AMT, 5.00% 10/1/2024	2,000	2,031
Metropolitan Washington DC Airports Auth., Airport System Rev. Ref. Bonds, Series 2015-B, AMT, 5.00% 10/1/2027	1,000	1,029
Metropolitan Washington DC Airports Auth., Airport System Rev. Ref. Bonds, Series 2020-B, AMT, 5.00% 10/1/2027	3,910	4,147
Metropolitan Washington DC Airports Auth., Airport System Rev. Ref. Bonds, Series 2022-A, AMT, 5.00% 10/1/2027	1,510	1,602
Metropolitan Washington DC Airports Auth., Airport System Rev. Ref. Bonds, Series 2020-A, AMT, 5.00% 10/1/2028	1,945	2,089
Metropolitan Washington DC Airports Auth., Airport System Rev. Ref. Bonds, Series 2020-A, AMT, 5.00% 10/1/2029	2,530	2,748
Metropolitan Washington DC Airports Auth., Airport System Rev. Ref. Bonds, Series 2020-A, AMT, 5.00% 10/1/2030	5,500	6,049
Metropolitan Washington DC Airports Auth., Airport System Rev. Ref. Bonds, Series 2022-A, AMT, 5.00% 10/1/2030	6,000	6,599
Metropolitan Washington DC Airports Auth., Airport System Rev. Ref. Bonds, Series 2020-A, AMT, 5.00% 10/1/2031	4,270	4,677
Metropolitan Washington DC Airports Auth., Airport System Rev. Ref. Bonds, Series 2022-A, AMT, 5.00% 10/1/2031	2,500	2,775
Metropolitan Washington DC Airports Auth., Airport System Rev. Ref. Bonds, Series 2020-A, AMT, 5.00% 10/1/2033	4,000	4,369
Rev. Ref. Bonds (National Public Radio, Inc. Issue), Series 2016, 5.00% 4/1/2028 (preref. 4/1/2026)	500	526
Rev. Ref. Bonds (National Public Radio, Inc. Issue), Series 2016, 5.00% 4/1/2029 (preref. 4/1/2026)	500	526
Washington Convention and Sports Auth., Dedicated Tax Rev. Ref. Bonds, Series 2018-A, 5.00% 10/1/2027	600	649
Washington Convention and Sports Auth., Dedicated Tax Rev. Ref. Bonds, Series 2018-A, 5.00% 10/1/2028	1,250	1,351

# Limited Term Tax-Exempt Bond Fund of America (continued)

Bonds, notes & other debt instruments (continued)	Principal amount (000)	Value (000)
<b>District of Columbia (continued)</b>		
Washington Convention and Sports Auth., Dedicated Tax Rev. Ref. Bonds, Series 2021-A, 5.00% 10/1/2028	USD310	\$ 341
Washington Convention and Sports Auth., Dedicated Tax Rev. Ref. Bonds, Series 2021-A, 5.00% 10/1/2029	400	446
Water and Sewer Auth., Public Utility Rev. Bonds, Series 1998, Assured Guaranty Municipal insured, 5.50% 10/1/2028	1,175	1,270
		<u>101,655</u>
<b>Florida 3.67%</b>		
County of Alachua, Health Facs. Auth., Continuing Care Retirement Community Rev. Bonds (Oak Hammock at the University of Florida, Inc. Project), Series 2021, 4.00% 10/1/2023	85	85
County of Brevard, Health Facs. Auth., Rev. Ref. Bonds (Health First, Inc. Project), Series 2014, 5.00% 4/1/2033	1,000	1,007
County of Broward, Airport System Rev. Bonds, Series 2017, AMT, 5.00% 10/1/2026	2,500	2,609
County of Broward, Airport System Rev. Bonds, Series 2019-A, AMT, 5.00% 10/1/2029	1,000	1,082
County of Broward, Airport System Rev. Bonds, Series 2019-B, AMT, 5.00% 10/1/2029	4,750	5,140
County of Broward, Airport System Rev. Ref. Bonds, Series 2012-P-1, AMT, 5.00% 10/1/2024	5,045	5,068
County of Broward, Housing Fin. Auth., Multi Family Housing Rev. Bonds (Solaris Apartments), Series 2021-B, 0.70% 1/1/2025 (put 7/1/2024)	1,350	1,301
Central Florida Expressway Auth., Rev. Bonds, Series 2021-D, 5.00% 7/1/2029	835	934
Central Florida Expressway Auth., Rev. Bonds, Series 2019-B, 5.00% 7/1/2030	1,425	1,590
County of Collier, Health Facs. Auth., Residential Care Fac. Rev. Bonds (Moorings, Inc.), Series 2015-A, 5.00% 5/1/2026	350	354
County of Collier, Health Facs. Auth., Residential Care Fac. Rev. Bonds (Moorings, Inc.), Series 2015-A, 5.00% 5/1/2027	240	243
County of Collier, Health Facs. Auth., Residential Care Fac. Rev. Bonds (Moorings, Inc.), Series 2015-A, 5.00% 5/1/2028	445	452
City of Daytona Beach, Housing Auth., Multi Family Housing Rev. Bonds (The WM at the River Project), Series 2021-B, 1.25% 12/1/2025 (put 12/1/2024)	6,165	5,914
Fin. Auth., Econ. Dev. Rev. Ref. Bonds (Republic Services, Inc. Project), Series 2010-A, AMT, 4.05% 5/1/2034 (put 12/1/2022)	14,000	13,998
Greater Orlando Aviation Auth., Airport Facs. Rev. Bonds, Series 2017-A, AMT, 5.00% 10/1/2025 (escrowed to maturity)	715	735
Greater Orlando Aviation Auth., Airport Facs. Rev. Bonds, Series 2017-A, AMT, 5.00% 10/1/2025	340	347
Greater Orlando Aviation Auth., Airport Facs. Rev. Bonds, Series 2017-A, AMT, 5.00% 10/1/2026 (escrowed to maturity)	720	753
Greater Orlando Aviation Auth., Airport Facs. Rev. Bonds, Series 2017-A, AMT, 5.00% 10/1/2026	280	290
Greater Orlando Aviation Auth., Airport Facs. Rev. Bonds, Series 2017-A, AMT, 5.00% 10/1/2027 (escrowed to maturity)	385	410
Greater Orlando Aviation Auth., Airport Facs. Rev. Bonds, Series 2017-A, AMT, 5.00% 10/1/2027	115	121
Greater Orlando Aviation Auth., Airport Facs. Rev. Bonds, Series 2016-B, 5.00% 10/1/2028	750	797
Greater Orlando Aviation Auth., Airport Facs. Rev. Bonds, Series 2019-A, AMT, 5.00% 10/1/2028	15,000	16,112
Greater Orlando Aviation Auth., Airport Facs. Rev. Bonds, Series 2019-A, AMT, 4.00% 10/1/2039	1,775	1,742
Greater Orlando Aviation Auth., Airport Facs. Rev. Ref. Bonds, Series 2016, AMT, 5.00% 10/1/2027	1,125	1,188
Higher Educational Facs. Fncg. Auth., Educational Facs. Rev. Ref. Bonds (Nova Southeastern University Project), Series 2016, 5.00% 4/1/2026	655	676
County of Hillsborough, Aviation Auth., Tampa International Airport Rev. Bonds, Series 2015-A, AMT, 5.00% 10/1/2030	2,000	2,025
County of Hillsborough, Aviation Auth., Tampa International Airport Rev. Bonds, Series 2015-A, AMT, 5.00% 10/1/2032	1,990	2,015
Housing Fin. Corp., Homeowner Mortgage Rev. Bonds, Series 2015-1, 4.00% 1/1/2047	135	135
Housing Fin. Corp., Homeowner Mortgage Rev. Bonds, Series 2016-2, 4.00% 7/1/2047	170	169
Housing Fin. Corp., Homeowner Mortgage Rev. Bonds, Series 2017-1, 4.00% 7/1/2048	5,005	4,976
Housing Fin. Corp., Homeowner Mortgage Rev. Bonds, Series 2018-1, 4.00% 7/1/2049	635	630
Housing Fin. Corp., Homeowner Mortgage Rev. Bonds, Series 2018-2, 4.25% 1/1/2050	5,350	5,334
Housing Fin. Corp., Homeowner Mortgage Rev. Bonds, Series 2020-2, 3.00% 7/1/2051	1,285	1,240
Housing Fin. Corp., Homeowner Mortgage Rev. Bonds, Series 2020-1, 3.50% 7/1/2051	2,885	2,823
Housing Fin. Corp., Homeowner Mortgage Rev. Bonds, Series 2021-1, 3.00% 1/1/2052	6,245	6,016
Housing Fin. Corp., Homeowner Mortgage Rev. Bonds, Series 2021-2, 3.00% 7/1/2052	12,785	12,269
Housing Fin. Corp., Homeowner Mortgage Rev. Bonds, Series 2022-1, 3.50% 7/1/2052	980	956
Housing Fin. Corp., Multi Family Mortgage Rev. Bonds (The Canopy at West River Towers 1 & 2), Series 2022-A-2, 3.25% 5/1/2026 (put 5/1/2025)	7,272	7,184
JEA, Electric System Rev. Bonds, Series 2017-B, 5.00% 10/1/2026	500	529

# Limited Term Tax-Exempt Bond Fund of America (continued)

Bonds, notes & other debt instruments (continued)	Principal amount (000)	Value (000)
<b>Florida (continued)</b>		
JEA, Electric System Rev. Bonds, Series 2017-B-3, 5.00% 10/1/2026	USD340	\$ 360
JEA, Electric System Rev. Bonds, Series 2017-B-3, 5.00% 10/1/2028	1,500	1,620
JEA, Electric System Rev. Bonds, Series 2020-A-3, 5.00% 10/1/2030	3,660	4,124
JEA, Electric System Rev. Bonds, Series 2021-A-3, 5.00% 10/1/2033	1,900	2,179
JEA, Water and Sewer System Rev. Bonds, Series 2020-A, 5.00% 10/1/2034	2,700	3,043
JEA, Water and Sewer System Rev. Bonds, Series 2020-A, 5.00% 10/1/2034	1,500	1,691
County of Lee, Airport Rev. Bonds, Series 2021-B, AMT, 5.00% 10/1/2029	3,640	3,926
County of Lee, Airport Rev. Bonds, Series 2021-B, AMT, 5.00% 10/1/2030	4,985	5,437
County of Lee, Airport Rev. Bonds, Series 2021-B, AMT, 5.00% 10/1/2031	1,875	2,066
County of Lee, Industrial Dev. Auth., Healthcare Facs. Rev. Ref. Bonds (Shell Point Obligated Group), Series 2021, 4.00% 11/15/2023	170	170
County of Lee, Industrial Dev. Auth., Healthcare Facs. Rev. Ref. Bonds (Shell Point Obligated Group), Series 2021, 4.00% 11/15/2024	195	193
County of Manatee, University Park Recreation Dist., Non-Ad Valorem Assessment Bonds, Series 2019, BAM insured, 2.50% 5/1/2024	280	276
County of Manatee, University Park Recreation Dist., Non-Ad Valorem Assessment Bonds, Series 2019, BAM insured, 2.50% 5/1/2025	285	278
County of Manatee, University Park Recreation Dist., Non-Ad Valorem Assessment Bonds, Series 2019, BAM insured, 2.50% 5/1/2026	295	286
County of Manatee, University Park Recreation Dist., Non-Ad Valorem Assessment Bonds, Series 2019, BAM insured, 2.50% 5/1/2027	300	289
County of Manatee, University Park Recreation Dist., Non-Ad Valorem Assessment Bonds, Series 2019, BAM insured, 2.50% 5/1/2028	305	291
County of Manatee, University Park Recreation Dist., Non-Ad Valorem Assessment Bonds, Series 2019, BAM insured, 2.625% 5/1/2029	315	302
County of Miami-Dade, Capital Asset Acquisition Special Obligation Bonds, Series 2021-A, 5.00% 4/1/2029	2,465	2,759
County of Miami-Dade, Expressway Auth., Toll System Rev. Bonds, Series 2014-A, BAM insured, 5.00% 7/1/2026	780	789
County of Miami-Dade, Health Facs. Auth., Hospital Rev. and Rev. Ref. Bonds (Nicklaus Children's Hospital Project), Series 2021-A, 4.00% 8/1/2032	800	819
County of Miami-Dade, Housing Fin. Auth., Multi Family Housing Rev. Bonds (Platform 3750), Series 2021, 0.25% 8/1/2024 (put 8/1/2023)	6,130	6,130
County of Miami-Dade, Housing Fin. Auth., Multi Family Housing Rev. Bonds (Quail Roost Transit Village I), Series 2023, 5.00% 9/1/2026 (put 9/1/2025)	2,000	2,038
County of Miami-Dade, Seaport Rev. Ref. Bonds, Series 2022-A, AMT, 5.00% 10/1/2031	6,745	7,441
County of Miami-Dade, Water and Sewer System Rev. Bonds, Series 2021, 5.00% 10/1/2030	2,405	2,755
County of Miami-Dade, Water and Sewer System Rev. Bonds, Series 2021, 5.00% 10/1/2031	2,770	3,206
County of Miami-Dade, Water and Sewer System Rev. Ref. Bonds, Series 2017-B, 5.00% 10/1/2029	1,000	1,085
City of Miami Beach, Health Facs. Auth., Hospital Rev. and Rev. Ref. Bonds (Mount Sinai Medical Center of Florida), Series 2014, 5.00% 11/15/2027	145	147
County of Okeechobee, Solid Waste Disposal Rev. Bonds (Waste Management, Inc. / Okeechobee Landfill Project), Series 2004-A, 0.55% 7/1/2039 (put 7/1/2024)	2,250	2,180
County of Orange, Health Facs. Auth., Health Care Facs. Rev. Ref. Bonds (Presbyterian Retirement Communities Project), Series 2016, 5.00% 8/1/2031	3,050	3,142
County of Orange, Health Facs. Auth., Hospital Rev. Bonds (Orlando Health Obligated Group), Series 2019-A, 5.00% 10/1/2025	1,965	2,033
County of Orange, Health Facs. Auth., Hospital Rev. Bonds (Orlando Health Obligated Group), Series 2023-A, 5.00% 10/1/2032	1,750	2,018
County of Orange, Health Facs. Auth., Hospital Rev. Bonds (Orlando Health Obligated Group), Series 2023-A, 5.00% 10/1/2034	1,000	1,143
County of Orange, Health Facs. Auth., Rev. Bonds (Presbyterian Retirement Communities Obligated Group Project), Series 2023-A, 5.00% 8/1/2029	1,420	1,464
County of Orange, Health Facs. Auth., Rev. Bonds (Presbyterian Retirement Communities Obligated Group Project), Series 2023-A, 5.00% 8/1/2030	2,985	3,083
County of Orange, Health Facs. Auth., Rev. Bonds (Presbyterian Retirement Communities Obligated Group Project), Series 2023-A, 5.00% 8/1/2031	3,135	3,241
County of Orange, Health Facs. Auth., Rev. Bonds (Presbyterian Retirement Communities Obligated Group Project), Series 2023-A, 5.00% 8/1/2032	2,790	2,883
County of Orange, Housing Fin. Auth., Multi Family Housing Rev. Bonds (Dunwoodie Place Apartments), Series 2021-A, 0.20% 9/1/2024 (put 9/1/2023)	920	917
County of Orange, Housing Fin. Auth., Multi Family Housing Rev. Bonds (Stratford Point Apartments), Series 2021-B, 0.55% 1/1/2025 (put 7/1/2024)	7,890	7,593
Orlando Utilities Commission, Utility System Rev. Ref. Bonds, Series 2021-B, 1.25% 10/1/2046 (put 10/1/2028)	7,560	6,502

# Limited Term Tax-Exempt Bond Fund of America (continued)

Bonds, notes & other debt instruments (continued)	Principal amount (000)	Value (000)
<b>Florida (continued)</b>		
County of Palm Beach, Housing Fin. Auth., Multi Family Housing Rev. Bonds (Christian Manor), Series 2022, 1.25% 2/1/2025 (put 2/1/2024)	USD13,200	\$ 12,949
County of Pasco, Connerton West Community Dev. Dist., Improvement Rev. Ref. Bonds, Series 2018-A-1, Assured Guaranty Municipal insured, 3.00% 5/1/2026	345	342
County of Pasco, Connerton West Community Dev. Dist., Improvement Rev. Ref. Bonds, Series 2018-A-1, Assured Guaranty Municipal insured, 3.20% 5/1/2027	355	357
County of Pasco, Connerton West Community Dev. Dist., Improvement Rev. Ref. Bonds, Series 2018-A-1, Assured Guaranty Municipal insured, 3.25% 5/1/2028	370	373
County of Pinellas, Housing Fin. Auth., Multi Family Mortgage Backed Bonds (Jordan Park Apartments), Series 2021-B, 0.65% 1/1/2025 (put 7/1/2024)	5,440	5,240
County of Polk, Utility System Rev. and Rev. Ref. Bonds, Series 2013, BAM insured, 5.00% 10/1/2043 (preref. 10/1/2023)	1,405	1,409
City of Pompano Beach, Rev. Bonds (John Knox Village Project), Series 2015, 5.00% 9/1/2023	630	630
Counties of St. Johns and Duval, Tolomato Community Dev. Dist., Rev. Ref. Bonds, Series 2019-B, Assured Guaranty Municipal insured, 2.00% 5/1/2024	995	976
Counties of St. Johns and Duval, Tolomato Community Dev. Dist., Rev. Ref. Bonds, Series 2018-A-1, Assured Guaranty Municipal insured, 2.625% 5/1/2024	1,055	1,043
Counties of St. Johns and Duval, Tolomato Community Dev. Dist., Rev. Ref. Bonds, Series 2019-B, Assured Guaranty Municipal insured, 2.00% 5/1/2025	1,010	968
Counties of St. Johns and Duval, Tolomato Community Dev. Dist., Rev. Ref. Bonds, Series 2018-A-1, Assured Guaranty Municipal insured, 3.50% 5/1/2032	1,790	1,805
City of South Miami, Health Facs. Auth., Hospital Rev. Ref. Bonds (Baptist Health South Florida Obligated Group), Series 2017, 5.00% 8/15/2025	1,545	1,589
City of South Miami, Health Facs. Auth., Hospital Rev. Ref. Bonds (Baptist Health South Florida Obligated Group), Series 2017, 5.00% 8/15/2026	1,000	1,047
City of South Miami, Health Facs. Auth., Hospital Rev. Ref. Bonds (Baptist Health South Florida Obligated Group), Series 2017, 5.00% 8/15/2027	1,250	1,333
County of Sumter, Industrial Dev. Auth., Hospital Rev. Bonds (Central Florida Health Alliance Projects), Series 2014-A, 5.00% 7/1/2026	500	503
County of Sumter, Industrial Dev. Auth., Hospital Rev. Bonds (Central Florida Health Alliance Projects), Series 2014-A, 5.00% 7/1/2027	330	332
City of Tampa, Hospital Rev. Bonds (H. Lee Moffitt Cancer Center Project), Series 2020-B, 5.00% 7/1/2028	215	230
City of Tampa, Hospital Rev. Bonds (H. Lee Moffitt Cancer Center Project), Series 2020-B, 5.00% 7/1/2029	250	270
City of Tampa, Hospital Rev. Bonds (H. Lee Moffitt Cancer Center Project), Series 2020-B, 5.00% 7/1/2030	260	283
City of Tampa, Hospital Rev. Bonds (H. Lee Moffitt Cancer Center Project), Series 2020-B, 5.00% 7/1/2031	325	353
City of Tampa, Hospital Rev. Bonds (H. Lee Moffitt Cancer Center Project), Series 2020-B, 5.00% 7/1/2032	250	270
City of Tampa, Hospital Rev. Bonds (H. Lee Moffitt Cancer Center Project), Series 2020-B, 5.00% 7/1/2033	250	269
City of Tampa, Hospital Rev. Bonds (H. Lee Moffitt Cancer Center Project), Series 2020-B, 5.00% 7/1/2034	275	295
City of Tampa, Hospital Rev. Bonds (H. Lee Moffitt Cancer Center Project), Series 2020-B, 5.00% 7/1/2035	300	320
Dept. of Transportation, Federal Highway Reimbursement Rev. Bonds (Indirect GARVEEs), Series 2021-A, 5.00% 7/1/2030	5,000	5,684
Dept. of Transportation, Right-of-Way Acquisition and Bridge Construction Bonds, Series 2017-A, 5.00% 7/1/2025	1,240	1,285
Dept. of Transportation Fncg. Corp., Rev. Bonds, Series 2020, 5.00% 7/1/2024	4,375	4,445
City of Winter Garden, Winter Garden Village at Fowler Groves Community Dev. Dist., Special Assessment Rev. Ref. Bonds, Series 2016, 3.00% 5/1/2024	600	594
		<u>244,342</u>

## Georgia 3.46%

County of Appling, Dev. Auth., Pollution Control Rev. Bonds (Oglethorpe Power Corp. Scherer Project), Series 2013-A, 1.50% 1/1/2038 (put 2/3/2025)	6,200	5,877
City of Atlanta, Airport General Rev. Bonds, Series 2019-B, AMT, 5.00% 7/1/2031	1,000	1,077
City of Atlanta, Airport General Rev. Ref. Bonds, Series 2020-B, AMT, 5.00% 7/1/2029	5,000	5,412
City of Atlanta, Airport General Rev. Ref. Bonds, Series 2020-B, AMT, 5.00% 7/1/2030	3,000	3,290
City of Atlanta, Airport General Rev. Ref. Bonds, Series 2021-C, AMT, 5.00% 7/1/2033	1,400	1,542
City of Atlanta, Tax Allocation Rev. Ref. Bonds (Beltline Project), Series 2016-B, 5.00% 1/1/2024	2,460	2,475
City of Atlanta, Tax Allocation Rev. Ref. Bonds (Beltline Project), Series 2016-B, 5.00% 1/1/2025	2,620	2,674
City of Atlanta, Tax Allocation Rev. Ref. Bonds (Beltline Project), Series 2016-D, 5.00% 1/1/2025	2,895	2,955
City of Atlanta, Tax Allocation Rev. Ref. Bonds (Beltline Project), Series 2016-D, 5.00% 1/1/2031	1,525	1,598
City of Atlanta, Urban Redev. Agcy., Rev. Bonds (Atlanta Beltline Trail Completion Project), Series 2021, 2.375% 7/1/2026 <sup>2</sup>	305	292



# Limited Term Tax-Exempt Bond Fund of America (continued)

Bonds, notes & other debt instruments (continued)	Principal amount (000)	Value (000)
<b>Georgia (continued)</b>		
City of Atlanta, Urban Redev. Agcy., Rev. Bonds (Atlanta Beltline Trail Completion Project), Series 2021, 2.875% 7/1/2031 <sup>2</sup>	USD330	\$ 295
City of Atlanta, Urban Residential Fin. Auth., Multi Family Housing Rev. Bonds (Intrada Westside), Series 2021-B, 0.41% 3/1/2024 (put 9/1/2023)	3,500	3,487
City of Atlanta, Urban Residential Fin. Auth., Multi Family Housing Rev. Bonds (Sylvan Hills Senior Apartments Project), Series 2020, 0.41% 12/1/2025 (put 12/1/2023)	2,870	2,828
City of Atlanta, Water and Wastewater Rev. and Rev. Ref. Bonds, Series 2018-B, 5.00% 11/1/2033	1,000	1,084
County of Baldwin and City of Milledgeville, Dev. Auth., Rev. Bonds (Georgia College & State University Projects), Series 2021, 5.00% 6/15/2027	260	276
County of Baldwin and City of Milledgeville, Dev. Auth., Rev. Bonds (Georgia College & State University Projects), Series 2021, 5.00% 6/15/2028	310	337
County of Baldwin and City of Milledgeville, Dev. Auth., Rev. Bonds (Georgia College & State University Projects), Series 2021, 5.00% 6/15/2029	270	299
County of Burke, Dev. Auth., Pollution Control Rev. Bonds (Georgia Power Co. Plant Vogtle Project), Series 1995-5, 2.20% 10/1/2032	3,860	3,091
County of Burke, Dev. Auth., Pollution Control Rev. Bonds (Georgia Power Co. Plant Vogtle Project), Series 2013, 2.925% 11/1/2053 (put 3/12/2024)	5,000	4,945
County of Burke, Dev. Auth., Pollution Control Rev. Bonds (Oglethorpe Power Corp. Vogtle Project), Series 2013-A, 1.50% 1/1/2040 (put 2/3/2025)	2,950	2,796
City of Columbus, Dev. Auth., Multi Family Housing Rev. Bonds (Highland Terrance Phase II Project), Series 2021-B, 0.34% 4/1/2025 (put 4/1/2024)	6,850	6,651
County of Dawson, Dev. Auth., Multi Family Housing Rev. Bonds (Peaks of Dawsonville Project), Series 2021, 0.28% 10/1/2023	5,000	4,973
County of DeKalb, Housing Auth., Multi Family Housing Rev. Bonds (Columbia Village Project), Series 2021-A, 0.34% 8/1/2024 (put 8/1/2023)	2,595	2,595
G.O. Bonds, Series 2020-A, 5.00% 8/1/2023	3,040	3,040
G.O. Bonds, Series 2021-A, 5.00% 7/1/2028	1,000	1,108
G.O. Bonds, Series 2023-A, 5.00% 7/1/2036	3,160	3,717
Housing and Fin. Auth., Single Family Mortgage Bonds, Series 2020-A, 2.75% 12/1/2035	2,500	2,181
Housing and Fin. Auth., Single Family Mortgage Bonds, Series 2015-A-1, 3.50% 6/1/2045	125	124
Housing and Fin. Auth., Single Family Mortgage Bonds, Series 2016-A-1, 3.50% 12/1/2046	250	247
City of Lawrenceville, Housing Auth., Multi Family Housing Rev. Bonds (Hearthside Lawrenceville Project), Series 2022, 2.25% 10/1/2025 (put 10/1/2024)	9,607	9,431
Main Street Natural Gas, Inc., Gas Supply Rev. Bonds, Series 2018-B, (3-month USD-LIBOR x 0.67 + 0.75%) 4.237% 4/1/2048 (put 9/1/2023) <sup>1,3</sup>	1,000	1,000
Main Street Natural Gas, Inc., Gas Supply Rev. Bonds, Series 2018-D, (3-month USD-LIBOR x 0.67 + 0.83%) 4.317% 8/1/2048 (put 12/1/2023) <sup>1,3</sup>	13,895	13,904
Main Street Natural Gas, Inc., Gas Supply Rev. Bonds, Series 2023-B, 5.00% 7/1/2053 (put 3/1/2030)	25,850	27,118
Main Street Natural Gas, Inc., Gas Supply Rev. Bonds, Series 2023-C, 5.00% 9/1/2053 (put 12/1/2029)	39,565	41,615
County of Monroe, Dev. Auth., Pollution Control Rev. Bonds (Oglethorpe Power Corp. Scherer Project), Series 2013-A, 1.50% 1/1/2039 (put 2/3/2025)	2,625	2,488
Municipal Electric Auth., Combined Cycle Project Rev. Bonds, Series 2020-A, 5.00% 11/1/2027	750	797
Municipal Electric Auth., Combined Cycle Project Rev. Bonds, Series 2020-A, 5.00% 11/1/2029	750	821
Municipal Electric Auth., General Resolution Projects Bonds, Series 2021-A, 5.00% 1/1/2029	660	713
Municipal Electric Auth., General Resolution Projects Bonds, Series 2021-A, 5.00% 1/1/2030	680	746
Municipal Electric Auth., General Resolution Projects Bonds, Series 2020-A, 5.00% 1/1/2031	1,250	1,390
Municipal Electric Auth., General Resolution Projects Bonds, Series 2021-A, 5.00% 1/1/2031	3,300	3,670
Municipal Electric Auth., General Resolution Projects Bonds, Series 2021-A, 5.00% 1/1/2032	2,645	2,976
Municipal Electric Auth., General Resolution Projects Bonds, Series 2021-A, 5.00% 1/1/2033	1,255	1,411
Municipal Electric Auth., Plant Vogtle Units 3 and 4 Project J Bonds, Series 2021-A, Assured Guaranty Municipal insured, 5.00% 1/1/2027	205	217
Municipal Electric Auth., Plant Vogtle Units 3 and 4 Project J Bonds, Series 2021-A, Assured Guaranty Municipal insured, 5.00% 1/1/2029	495	542
Municipal Electric Auth., Plant Vogtle Units 3 and 4 Project J Bonds, Series 2021-A, Assured Guaranty Municipal insured, 5.00% 1/1/2030	430	477
Municipal Electric Auth., Plant Vogtle Units 3 and 4 Project M Bonds, Series 2019-A, 5.00% 1/1/2025	1,000	1,020
Municipal Electric Auth., Plant Vogtle Units 3 and 4 Project M Bonds, Series 2019-A, 5.00% 1/1/2027	1,000	1,048
Municipal Electric Auth., Plant Vogtle Units 3 and 4 Project M Bonds, Series 2021-A, Assured Guaranty Municipal insured, 5.00% 1/1/2028	205	221
Municipal Electric Auth., Plant Vogtle Units 3 and 4 Project M Bonds, Series 2019-A, 5.00% 1/1/2029	1,390	1,483
Municipal Electric Auth., Plant Vogtle Units 3 and 4 Project M Bonds, Series 2021-A, Assured Guaranty Municipal insured, 5.00% 1/1/2029	240	263
Municipal Electric Auth., Plant Vogtle Units 3 and 4 Project M Bonds, Series 2019-A, 5.00% 1/1/2030	1,000	1,069



# Limited Term Tax-Exempt Bond Fund of America (continued)

Bonds, notes & other debt instruments (continued)	Principal amount (000)	Value (000)
<b>Georgia (continued)</b>		
Municipal Electric Auth., Plant Vogtle Units 3 and 4 Project M Bonds, Series 2021-A, Assured Guaranty Municipal insured, 5.00% 1/1/2030	USD290	\$ 322
Municipal Electric Auth., Plant Vogtle Units 3 and 4 Project P Bonds, Series 2021-A, 5.00% 1/1/2028	160	169
Municipal Electric Auth., Plant Vogtle Units 3 and 4 Project P Bonds, Series 2021-A, 5.00% 1/1/2029	165	175
Municipal Electric Auth., Plant Vogtle Units 3 and 4 Project P Bonds, Series 2021-A, 5.00% 1/1/2030	175	187
Municipal Electric Auth., Plant Vogtle Units 3 and 4 Project P Bonds, Series 2021-A, 5.00% 1/1/2031	165	176
Municipal Electric Auth., Power Rev. Bonds, Series 2018-HH, 5.00% 1/1/2029	2,000	2,135
Municipal Electric Auth., Project One Bonds, Series 2019-A, 5.00% 1/1/2026	1,710	1,767
Municipal Electric Auth., Project One Bonds, Series 2019-A, 5.00% 1/1/2027	1,020	1,069
Municipal Electric Auth., Project One Bonds, Series 2016-A, 5.00% 1/1/2028	1,500	1,558
Municipal Electric Auth., Project One Bonds, Series 2019-A, 5.00% 1/1/2028	1,270	1,354
Municipal Electric Auth., Project One Bonds, Series 2019-A, 5.00% 1/1/2029	1,655	1,789
Municipal Electric Auth., Project One Bonds, Series 2019-A, 5.00% 1/1/2030	1,025	1,109
Municipal Electric Auth., Project One Bonds, Series 2019-A, 5.00% 1/1/2031	1,390	1,500
Municipal Electric Auth., Project One Bonds, Series 2020-A, 5.00% 1/1/2031	2,000	2,224
Municipal Electric Auth., Project One Bonds, Series 2021-A, 5.00% 1/1/2031	1,720	1,913
Municipal Electric Auth., Project One Bonds, Series 2021-A, 5.00% 1/1/2032	2,315	2,604
Northwest Georgia Housing Auth., Multi Family Housing Rev. Bonds (Dallas Manor Apartments Project), Series 2021, 0.25% 10/1/2024 (put 10/1/2023)	1,265	1,255
Private Colleges and Universities Auth., Rev. Bonds (The Savannah College of Art and Design Projects), Series 2021, 5.00% 4/1/2029	230	253
Private Colleges and Universities Auth., Rev. Bonds (The Savannah College of Art and Design Projects), Series 2021, 5.00% 4/1/2030	530	592
County of Rockdale, Dev. Auth., Multi Family Housing Rev. Bonds (Arbours at Conyers Project), Series 2022, 3.625% 2/1/2026 (put 2/1/2025)	14,590	14,464
City of Valdosta, Housing Auth., Multi Family Housing Rev. Bonds (TISHCO Rural Rental Housing Portfolio Project), Series 2022, 1.25% 2/1/2025 (put 2/1/2024)	3,190	3,142
County of Walker, Dev. Auth., Multi Family Housing Rev. Bonds (Gateway at Rossville Project), Series 2021-B, 0.46% 12/1/2024 (put 12/1/2023)	4,775	4,706
		<u>230,149</u>
<b>Guam 0.01%</b>		
Waterworks Auth., Water and Wastewater System Rev. Bonds, Series 2013, 5.25% 7/1/2024	450	<u>450</u>
<b>Hawaii 0.03%</b>		
Highway Rev. Bonds, Series 2021, 5.00% 1/1/2027	1,000	1,066
Dept. of Transportation, Airports Division, Lease Rev. Certs. of Part., Series 2013, AMT, 5.00% 8/1/2023	1,000	1,000
		<u>2,066</u>
<b>Idaho 0.17%</b>		
Health Facs. Auth., Rev. Bonds (St. Luke's Health System Project), Series 2021-A, 5.00% 3/1/2029	235	257
Health Facs. Auth., Rev. Bonds (St. Luke's Health System Project), Series 2021-A, 5.00% 3/1/2030	600	666
Health Facs. Auth., Rev. Bonds (St. Luke's Health System Project), Series 2021-A, 5.00% 3/1/2031	600	675
Health Facs. Auth., Rev. Bonds (St. Luke's Health System Project), Series 2021-A, 5.00% 3/1/2032	185	210
Housing and Fin. Assn., Grant and Rev. Anticipation Bonds (Federal Highway Trust Fund), Series 2021-A, 5.00% 7/15/2029	1,345	1,500
Housing and Fin. Assn., Sales Tax Rev. Bonds (Transportation Expansion and Congestion Mitigation Fund), Series 2022-A, 5.00% 8/15/2029	600	676
Housing and Fin. Assn., Sales Tax Rev. Bonds (Transportation Expansion and Congestion Mitigation Fund), Series 2022-A, 5.00% 8/15/2030	450	516
Housing and Fin. Assn., Sales Tax Rev. Bonds (Transportation Expansion and Congestion Mitigation Fund), Series 2022-A, 5.00% 8/15/2031	750	873
Housing and Fin. Assn., Sales Tax Rev. Bonds (Transportation Expansion and Congestion Mitigation Fund), Series 2023-A, 5.00% 8/15/2031	2,250	2,620
Housing and Fin. Assn., Sales Tax Rev. Bonds (Transportation Expansion and Congestion Mitigation Fund), Series 2023-A, 5.00% 8/15/2032	2,785	3,282
		<u>11,275</u>

# Limited Term Tax-Exempt Bond Fund of America (continued)

Bonds, notes & other debt instruments (continued)	Principal amount (000)	Value (000)
<b>Illinois 4.82%</b>		
Build Illinois Bonds, Sales Tax Rev. Bonds, Series 2013, 5.00% 6/15/2024	USD4,230	\$ 4,234
Build Illinois Bonds, Sales Tax Rev. Ref. Bonds, Series 2016-C, 4.00% 6/15/2025	4,515	4,557
Build Illinois Bonds, Sales Tax Rev. Ref. Bonds, Series 2016-D, 5.00% 6/15/2025	475	488
Build Illinois Bonds, Sales Tax Rev. Ref. Bonds, Series 2016-C, 4.00% 6/15/2026	6,400	6,495
City of Chicago, Board of Education, Unlimited Tax G.O. Bonds (Dedicated Rev.), Series 2018-A, Assured Guaranty Municipal insured, 5.00% 12/1/2023	2,000	2,006
City of Chicago, Board of Education, Unlimited Tax G.O. Rev. Ref. Bonds (Dedicated Rev.), Series 2018-A, Assured Guaranty Municipal insured, 5.00% 12/1/2029	3,500	3,693
City of Chicago, Chicago Midway Airport, Rev. and Rev. Ref. Bonds, Series 2014-B, 5.00% 1/1/2028	500	503
City of Chicago, Transit Auth., Capital Grant Receipts Rev. Ref. Bonds (Federal Transit Administration Section 5307 Urbanized Area Formula Funds), Series 2021, 5.00% 6/1/2024	650	656
City of Chicago, Wastewater Transmission Rev. Project Bonds, Series 2014, 5.00% 1/1/2028	385	387
City of Chicago, Wastewater Transmission Rev. Ref. Bonds, Series 2017-B, 5.00% 1/1/2024	1,500	1,508
City of Chicago, Wastewater Transmission Rev. Ref. Bonds, Series 2017-B, 5.00% 1/1/2025	2,000	2,035
City of Chicago, Wastewater Transmission Rev. Ref. Bonds, Series 2017-B, 5.00% 1/1/2026	1,165	1,204
City of Chicago, Wastewater Transmission Rev. Ref. Bonds, Series 2023-B, Assured Guaranty Municipal insured, 5.00% 1/1/2029	1,275	1,395
City of Chicago, Wastewater Transmission Rev. Ref. Bonds, Series 2023-B, Assured Guaranty Municipal insured, 5.00% 1/1/2031	10,000	11,268
City of Chicago, Wastewater Transmission Rev. Ref. Bonds, Series 2023-B, Assured Guaranty Municipal insured, 5.00% 1/1/2032	8,325	9,504
City of Chicago, Wastewater Transmission Rev. Ref. Bonds, Series 2023-B, Assured Guaranty Municipal insured, 5.00% 1/1/2033	6,000	6,882
City of Chicago, Water Rev. Bonds, Series 2004, 5.00% 11/1/2023	200	201
City of Chicago, Water Rev. Bonds, Series 2004, 5.00% 11/1/2026	5,225	5,480
City of Chicago, Water Rev. Bonds, Series 2004, 5.00% 11/1/2027	1,750	1,827
City of Chicago, Water Rev. Bonds, Series 1999, Assured Guaranty Municipal insured, 5.00% 11/1/2029	1,000	1,054
City of Chicago, Water Rev. Bonds, Series 2000, 5.00% 11/1/2030	1,400	1,465
City of Chicago, Water Rev. Bonds, Series 2001, AMBAC insured, 5.75% 11/1/2030	2,415	2,652
City of Chicago, Water Rev. Ref. Bonds, Series 2014, 5.00% 11/1/2023	2,080	2,086
City of Chicago, Water Rev. Ref. Bonds, Series 2017, 5.00% 11/1/2028	355	379
City of Chicago, Water Rev. Ref. Bonds, Series 2023-B, Assured Guaranty Municipal insured, 5.00% 11/1/2030	1,500	1,686
City of Chicago, Water Rev. Ref. Bonds, Series 2023-B, Assured Guaranty Municipal insured, 5.00% 11/1/2032	4,000	4,622
City of Chicago, Water Rev. Ref. Bonds, Series 2023-B, Assured Guaranty Municipal insured, 5.00% 11/1/2034	1,500	1,700
City of Chicago, Water Rev. Ref. Bonds, Series 2023-B, Assured Guaranty Municipal insured, 5.00% 11/1/2035	570	641
Counties of Cook, DuPage, Kane, Lake, McHenry and Will, Regional Transportation Auth., G.O. Bonds, Series 2004-A, Assured Guaranty Municipal insured, 5.25% 6/1/2025	1,935	2,004
County of Cook, Community College Dist. No. 508 (City Colleges of Chicago), Unlimited Tax G.O. Bonds, Series 2013, 5.00% 12/1/2023	200	201
County of Cook, G.O. Rev. Ref. Bonds, Series 2022-A, 5.00% 11/15/2033	1,175	1,333
Fin. Auth., Academic Fac. Lease Rev. Bonds (Provident Group - UIUC Properties, LLC - University of Illinois at Urbana-Champaign Project), Series 2019-A, 5.00% 10/1/2025	110	113
Fin. Auth., Academic Fac. Lease Rev. Bonds (Provident Group - UIUC Properties, LLC - University of Illinois at Urbana-Champaign Project), Series 2019-A, 5.00% 10/1/2027	500	532
Fin. Auth., Academic Fac. Lease Rev. Bonds (Provident Group - UIUC Properties, LLC - University of Illinois at Urbana-Champaign Project), Series 2019-A, 5.00% 10/1/2028	400	433
Fin. Auth., Graduate and Professional Student Loan Program Rev. Bonds (Midwestern University Foundation), Series 2021-A, AMT, 5.00% 7/1/2025	225	230
Fin. Auth., Graduate and Professional Student Loan Program Rev. Bonds (Midwestern University Foundation), Series 2021-A, AMT, 5.00% 7/1/2026	240	249
Fin. Auth., Graduate and Professional Student Loan Program Rev. Bonds (Midwestern University Foundation), Series 2021-A, AMT, 2.25% 7/1/2033	975	811
Fin. Auth., Rev. Bonds (Advocate Health Care Network), Series 2008-A-1, 4.00% 11/1/2030	6,000	6,053
Fin. Auth., Rev. Bonds (Art Institute of Chicago), Series 2016, 5.00% 3/1/2025	125	128
Fin. Auth., Rev. Bonds (Art Institute of Chicago), Series 2016, 5.00% 3/1/2026	120	125
Fin. Auth., Rev. Bonds (Clean Water Initiative Revolving Fund), Series 2017, 5.00% 7/1/2033	3,000	3,213
Fin. Auth., Rev. Bonds (Memorial Health System), Series 2019, 5.00% 4/1/2028	1,280	1,364
Fin. Auth., Rev. Bonds (Mercy Health Corp.), Series 2016, 5.00% 12/1/2027	5,000	5,198
Fin. Auth., Rev. Bonds (Northshore University HealthSystem), Series 2020-A, 5.00% 8/15/2027	2,000	2,154
Fin. Auth., Rev. Bonds (Northshore University HealthSystem), Series 2020-A, 5.00% 8/15/2031	1,485	1,684
Fin. Auth., Rev. Bonds (Northwestern Memorial Healthcare), Series 2017-A, 5.00% 7/15/2026	1,680	1,765
Fin. Auth., Rev. Bonds (OSF Healthcare System), Series 2015-A, 5.00% 11/15/2027	250	259
Fin. Auth., Rev. Bonds (OSF Healthcare System), Series 2020-B-2, 5.00% 5/15/2050 (put 11/15/2026)	3,320	3,443

# Limited Term Tax-Exempt Bond Fund of America (continued)

Bonds, notes & other debt instruments (continued)	Principal amount (000)	Value (000)
<b>Illinois (continued)</b>		
Fin. Auth., Rev. Bonds (Presbyterian Homes Obligated Group), Series 2016-A, 5.00% 5/1/2024	USD2,230	\$ 2,239
Fin. Auth., Rev. Bonds (Presbyterian Homes Obligated Group), Series 2016-A, 5.00% 11/1/2030	2,000	2,047
Fin. Auth., Rev. Bonds (Presbyterian Homes Obligated Group), Series 2021-B, (SIFMA Municipal Swap Index + 0.70%) 4.68% 5/1/2042 (put 5/1/2026) <sup>1</sup>	1,420	1,386
Fin. Auth., Rev. Bonds (Presence Health Network), Series 2016-C, 5.00% 2/15/2024	1,425	1,436
Fin. Auth., Rev. Bonds (Presence Health Network), Series 2016-C, 5.00% 2/15/2025	3,405	3,489
Fin. Auth., Rev. Bonds (Rush University Medical Center Obligated Group), Series 2015-A, 5.00% 11/15/2028	5,000	5,123
Fin. Auth., Rev. Bonds (Rush University Medical Center Obligated Group), Series 2015-A, 5.00% 11/15/2029	5,000	5,123
Fin. Auth., Rev. Bonds (Rush University Medical Center Obligated Group), Series 2015-A, 4.00% 11/15/2039	500	490
Fin. Auth., Rev. Bonds (The Carle Foundation), Series 2021-A, 5.00% 8/15/2030	2,565	2,882
Fin. Auth., Rev. Bonds (The Carle Foundation), Series 2021-A, 4.00% 8/15/2039	2,500	2,412
Fin. Auth., Rev. Bonds (University of Chicago), Series 2021-A, 5.00% 10/1/2025	2,765	2,867
Fin. Auth., Rev. Ref. Bonds (Northwestern Memorial Healthcare), Series 2021-A, 5.00% 7/15/2033	365	407
Fin. Auth., Rev. Ref. Bonds (OSF Healthcare System), Series 2015-A, 5.00% 11/15/2023	750	753
Fin. Auth., Rev. Ref. Bonds (OSF Healthcare System), Series 2015-A, 5.00% 11/15/2026	1,935	2,001
Fin. Auth., Rev. Ref. Bonds (OSF Healthcare System), Series 2015-A, 5.00% 11/15/2029	1,500	1,549
Fin. Auth., Water Facs. Rev. Ref. Bonds (American Water Capital Corp. Project), Series 2020, 0.70% 5/1/2040 (put 9/1/2023)	2,030	2,024
G.O. Bonds, Series 2022-A, 5.00% 3/1/2024	1,945	1,960
G.O. Bonds, Series 2022-A, 5.00% 3/1/2026	1,710	1,775
G.O. Bonds, Series 2020, 5.50% 5/1/2026	1,000	1,054
G.O. Bonds, Series 2020-B, 5.00% 10/1/2026	7,000	7,335
G.O. Bonds, Series 2017-D, BAM insured, 5.00% 11/1/2026	2,500	2,623
G.O. Bonds, Series 2020-B, 5.00% 10/1/2029	19,720	21,581
G.O. Bonds, Series 2023-B, 5.00% 5/1/2033	10,000	11,166
G.O. Rev. Ref. Bonds, Series 2022-B, 5.00% 3/1/2025	5,500	5,622
G.O. Rev. Ref. Bonds, Series 2022-B, 5.00% 3/1/2026	8,050	8,356
G.O. Rev. Ref. Bonds, Series 2016, 5.00% 2/1/2028	2,500	2,634
G.O. Rev. Ref. Bonds, Series 2022-B, 5.00% 3/1/2028	4,000	4,280
Housing Dev. Auth., Homeowner Mortgage Rev. Bonds, Series 2016-B, AMT, 3.50% 8/1/2046	1,185	1,162
Housing Dev. Auth., Homeowner Mortgage Rev. Bonds, Series 2016-C, 3.50% 8/1/2046	880	867
Housing Dev. Auth., Homeowner Mortgage Rev. Bonds, Series 2018-A-1, 4.00% 8/1/2048	4,215	4,182
Housing Dev. Auth., Multi Family Housing Rev. Bonds, Series 2021-C, 0.80% 7/1/2026	420	385
Housing Dev. Auth., Multi Family Housing Rev. Bonds (Bellwood Senior), Series 2022, 4.00% 3/1/2043 (put 12/1/2024)	5,545	5,531
Housing Dev. Auth., Multi Family Housing Rev. Bonds (Berry Manor), Series 2022, 4.00% 9/1/2025 (put 9/1/2024)	810	810
Housing Dev. Auth., Multi Family Housing Rev. Bonds (Marshall Field Garden Apartment Homes), Series 2015, (SIFMA Municipal Swap Index + 1.00%) 4.98% 5/15/2050 (put 5/15/2025) <sup>1</sup>	5,825	5,834
Housing Dev. Auth., Multi Family Housing Rev. Bonds (Terrance Senior), Series 2022, 2.375% 4/1/2025 (put 4/1/2024)	5,530	5,477
Housing Dev. Auth., Rev. Bonds, Series 2019-D, 2.70% 10/1/2034	1,420	1,258
Housing Dev. Auth., Rev. Bonds, Series 2019-C, 2.80% 10/1/2034	1,750	1,566
Housing Dev. Auth., Rev. Bonds, Series 2016-A, 4.00% 4/1/2046	690	686
Housing Dev. Auth., Rev. Bonds, Series 2017-B, 4.00% 10/1/2048	1,415	1,404
Housing Dev. Auth., Rev. Bonds, Series 2019-A, 4.25% 10/1/2049	4,685	4,673
Housing Dev. Auth., Rev. Bonds, Series 2021-D, 3.00% 10/1/2051	13,145	12,619
Housing Dev. Auth., Rev. Bonds, Series 2023-H, 5.75% 10/1/2053	3,920	4,213
Metropolitan Pier and Exposition Auth., McCormick Place Expansion Project Bonds, Capital Appreciation Bonds, Series 2002-A, Assured Guaranty Municipal insured, 0% 12/15/2029	1,000	788
Metropolitan Pier and Exposition Auth., McCormick Place Expansion Project Bonds, Capital Appreciation Bonds, Series 2002-A, Assured Guaranty Municipal insured, 0% 6/15/2030	3,320	2,571
Metropolitan Pier and Exposition Auth., McCormick Place Expansion Project Bonds, Capital Appreciation Bonds, Series 2002-A, National insured, 0% 12/15/2032	2,575	1,798
Metropolitan Pier and Exposition Auth., McCormick Place Expansion Project Rev. Bonds, Series 2002-A, Assured Guaranty Municipal insured, 5.50% 12/15/2023	950	957
Metropolitan Pier and Exposition Auth., McCormick Place Expansion Project Rev. Ref. Bonds, Series 2022-A, 3.00% 6/15/2024	1,335	1,321
Metropolitan Pier and Exposition Auth., McCormick Place Expansion Project Rev. Ref. Bonds, Series 2022-A, 3.00% 6/15/2025	205	201
Metropolitan Pier and Exposition Auth., McCormick Place Expansion Project Rev. Ref. Bonds, Series 2017-B, 5.00% 12/15/2025	1,185	1,214
Metropolitan Pier and Exposition Auth., McCormick Place Expansion Project Rev. Ref. Bonds, Series 2017-B, 5.00% 12/15/2026	1,000	1,034

# Limited Term Tax-Exempt Bond Fund of America (continued)

Bonds, notes & other debt instruments (continued)	Principal amount (000)	Value (000)
<b>Illinois (continued)</b>		
Metropolitan Pier and Exposition Auth., McCormick Place Expansion Project Rev. Ref. Bonds, Series 2022-B, 5.00% 12/15/2027	USD1,650	\$ 1,689
Metropolitan Pier and Exposition Auth., McCormick Place Expansion Project Rev. Ref. Bonds, Capital Appreciation Bonds, Series 1994, National insured, 0% 6/15/2029	825	661
Metropolitan Pier and Exposition Auth., McCormick Place Expansion Project Rev. Ref. Bonds, Capital Appreciation Bonds, Series 2022-A, 0% 12/15/2035	440	266
Municipal Electric Agcy., Power Supply System Rev. Ref. Bonds, Series 2015-A, 5.00% 2/1/2027	4,000	4,120
Board of Trustees of Northern Illinois University, Auxiliary Facs. System Rev. Ref. Bonds, Series 2021, BAM insured, 5.00% 10/1/2029	325	350
Sales Tax Rev. Bonds, Series 2021-A, BAM insured, 4.00% 6/15/2031	2,250	2,296
Sales Tax Securitization Corp., Sales Tax Securitization Rev. Ref. Bonds, Series 2023-C, 5.00% 1/1/2032	7,200	8,095
Southwestern Illinois Dev. Auth., Health Fac. Rev. Bonds (Memorial Group, Inc.), Series 2013, 7.25% 11/1/2036 (preref. 11/1/2023)	3,080	3,107
Southwestern Illinois Dev. Auth., Health Fac. Rev. Bonds (Memorial Group, Inc.), Series 2013, 7.125% 11/1/2043 (preref. 11/1/2023)	2,500	2,521
Toll Highway Auth., Toll Highway Rev. Bonds, Series 2016-B, 5.00% 1/1/2027	950	997
Toll Highway Auth., Toll Highway Rev. Bonds, Series 2019-B, 5.00% 1/1/2028	515	559
Toll Highway Auth., Toll Highway Rev. Bonds, Series 2016-B, 5.00% 1/1/2033	1,000	1,047
Toll Highway Auth., Toll Highway Rev. Ref. Bonds, Series 2019-A, 5.00% 1/1/2025	740	758
Toll Highway Auth., Toll Highway Rev. Ref. Bonds, Series 2019-A, 5.00% 1/1/2026	4,000	4,171
Toll Highway Auth., Toll Highway Rev. Ref. Bonds, Series 2019-A, 5.00% 1/1/2028	2,760	2,995
Board of Trustees of the University of Illinois, Auxiliary Facs. System Rev. Bonds, Series 2018-A, 5.00% 4/1/2025	135	139
Board of Trustees of the University of Illinois, Auxiliary Facs. System Rev. Bonds, Series 2020-A, 5.00% 4/1/2028	2,100	2,291
Board of Trustees of the University of Illinois, Auxiliary Facs. System Rev. Bonds, Series 2020-A, 5.00% 4/1/2030	2,310	2,603
Board of Trustees of the University of Illinois, Auxiliary Facs. System Rev. Ref. Bonds, Series 2015-A, 5.00% 4/1/2026	1,120	1,147
Board of Trustees of the University of Illinois, Rev. Ref. Certs. of Part., Series 2008-A, Assured Guaranty Municipal insured, 5.25% 10/1/2024	30	30
County of Will, G.O. Bonds, Series 2016, 5.00% 11/15/2045 (preref. 11/15/2025)	4,225	4,396
		<u>321,303</u>
<b>Indiana 2.21%</b>		
Fin. Auth., Environmental Facs. Rev. Ref. Bonds (Indianapolis Power & Light Co. Project), Series 2020-B, AMT, 0.95% 12/1/2038 (put 4/1/2026)	1,885	1,696
Fin. Auth., Hospital Rev. Ref. Bonds (Indiana University Health), Series 2023-B-2, 5.00% 10/1/2060 (put 7/1/2030)	10,000	11,150
Fin. Auth., Hospital Rev. Ref. Bonds (Indiana University Health), Series 2023-B-1, 5.00% 10/1/2062 (put 7/1/2028)	23,595	25,566
Fin. Auth., Hospital Rev. Ref. Bonds (Parkview Health System), Series 2017-A, 5.00% 11/1/2026	1,365	1,443
Fin. Auth., Hospital Rev. Ref. Bonds (Parkview Health System), Series 2017-A, 5.00% 11/1/2027	1,530	1,649
Fin. Auth., Midwestern Disaster Relief Rev. Bonds (Ohio Valley Electric Corp. Project), Series 2012-B, 3.00% 11/1/2030	2,000	1,837
Fin. Auth., Midwestern Disaster Relief Rev. Bonds (Ohio Valley Electric Corp. Project), Series 2012-A, 4.25% 11/1/2030	10,970	11,055
Fin. Auth., Pollution Control Rev. Bonds (Ohio Valley Electric Corp. Project), Series 2010-A, 3.00% 11/1/2030	3,300	3,030
Fin. Auth., Rev. Ref. Bonds (Community Foundation of Northwest Indiana Obligated Group), Series 2015, 5.00% 3/1/2026	500	512
Fin. Auth., Rev. Ref. Bonds (Community Foundation of Northwest Indiana Obligated Group), Series 2015, 5.00% 3/1/2027	500	513
Fin. Auth., Rev. Ref. Bonds (Community Foundation of Northwest Indiana Obligated Group), Series 2015, 5.00% 3/1/2028	500	514
Fin. Auth., State Revolving Fund Program Green Bonds, Series 2021-B, 5.00% 2/1/2028	575	629
Fin. Auth., State Revolving Fund Program Green Bonds, Series 2021-B, 5.00% 2/1/2029	1,000	1,116
Fin. Auth., Wastewater Utility Rev. Ref. Bonds (CWA Auth. Project), Series 2021-1, 5.00% 10/1/2023	2,760	2,767
Fin. Auth., Wastewater Utility Rev. Ref. Bonds (CWA Auth. Project), Series 2021-2, 5.00% 10/1/2023	1,080	1,083
Fin. Auth., Wastewater Utility Rev. Ref. Bonds (CWA Auth. Project), Series 2021-1, 5.00% 10/1/2028	2,800	3,087
Fin. Auth., Wastewater Utility Rev. Ref. Bonds (CWA Auth. Project), Series 2021-2, 5.00% 10/1/2028	1,400	1,542
Fin. Auth., Wastewater Utility Rev. Ref. Bonds (CWA Auth. Project), Series 2024-A, 5.00% 10/1/2028	1,175	1,250
Fin. Auth., Wastewater Utility Rev. Ref. Bonds (CWA Auth. Project), Series 2024-A, 5.00% 10/1/2029	1,475	1,590
Gary/Chicago International Airport Auth., Airport Dev. Zone Rev. Bonds, Series 2014, AMT, 5.50% 2/1/2025	1,570	1,571
Health Fac. Fncg. Auth., Rev. Bonds (Ascension Health Subordinate Credit Group), Series 2005-A-1, 4.00% 11/1/2023	805	806
Housing and Community Dev. Auth., Collateralized Rev. Bonds (RD Moving Forward Biggs Project), Series 2022, 2.00% 4/1/2025 (put 4/1/2024)	1,875	1,851

# Limited Term Tax-Exempt Bond Fund of America (continued)

Bonds, notes & other debt instruments (continued)	Principal amount (000)	Value (000)
<b>Indiana (continued)</b>		
Housing and Community Dev. Auth., Multi Family Housing Rev. Bonds (Emerald Pointe Apartments Project), Series 2022, 5.00% 11/1/2025 (put 11/1/2024)	USD1,125	\$ 1,136
Housing and Community Dev. Auth., Single Family Mortgage Rev. Bonds, Series 2020-B-1, 1.95% 7/1/2035	3,000	2,303
Housing and Community Dev. Auth., Single Family Mortgage Rev. Bonds, Series 2016-A-2, AMT, 3.50% 7/1/2038	320	316
Housing and Community Dev. Auth., Single Family Mortgage Rev. Bonds, Series 2017-A-2, AMT, 4.00% 1/1/2039	175	174
Housing and Community Dev. Auth., Single Family Mortgage Rev. Bonds, Series 2020-A, 3.75% 1/1/2049	1,000	985
Housing and Community Dev. Auth., Single Family Mortgage Rev. Bonds, Series 2020-B-1, 3.25% 7/1/2049	1,710	1,665
Housing and Community Dev. Auth., Single Family Mortgage Rev. Bonds, Series 2021-B, 3.00% 7/1/2050	2,700	2,598
Housing and Community Dev. Auth., Single Family Mortgage Rev. Bonds, Series 2021-C-1, 3.00% 1/1/2052	4,210	4,029
Housing and Community Dev. Auth., Single Family Mortgage Rev. Bonds, Series 2022-C-1, 5.00% 7/1/2053	1,715	1,770
Housing and Community Dev. Auth., Single Family Mortgage Rev. Bonds, Series 2023-A-1, 5.75% 7/1/2053	415	442
Indiana Secondary Market for Education Loans, Inc., Student Loan Program Rev. Bonds, Series 2022-1A, AMT, 5.00% 6/1/2030	625	663
Indiana Secondary Market for Education Loans, Inc., Student Loan Program Rev. Bonds, Series 2022-1A, AMT, 5.00% 6/1/2031	625	667
Indiana Secondary Market for Education Loans, Inc., Student Loan Program Rev. Bonds, Series 2022-1A, AMT, 4.50% 6/1/2039	1,440	1,437
City of Indianapolis, Local Public Improvement Bond Bank Bonds, Series 2021-A, 5.00% 6/1/2024	1,185	1,199
City of Indianapolis, Local Public Improvement Bond Bank Bonds (Indianapolis Airport Auth. Project), Series 2019-I-2, 5.00% 1/1/2026	340	355
City of Indianapolis, Local Public Improvement Bond Bank Bonds (Indianapolis Airport Auth. Project), Series 2019-I-2, 5.00% 1/1/2027	330	351
City of Indianapolis, Local Public Improvement Bond Bank Bonds (Indianapolis Airport Auth. Project), Series 2019-I-2, 5.00% 1/1/2028	435	472
City of Indianapolis, Local Public Improvement Bond Bank Bonds (Indianapolis Airport Auth. Project), Series 2019-I-2, 5.00% 1/1/2029	265	293
City of Indianapolis, Local Public Improvement Bond Bank Bonds (Indianapolis Airport Auth. Project), Series 2019-I-2, 5.00% 1/1/2030	435	490
City of Indianapolis, Local Public Improvement Bond Bank Bonds (Indianapolis Airport Auth. Project), Series 2019-I-2, 5.00% 1/1/2032	1,000	1,125
City of Indianapolis, Local Public Improvement Bond Bank Rev. Ref. Bonds (Cityway 1 Project), Series 2021-B, 5.00% 2/1/2028	1,680	1,690
City of Indianapolis, Local Public Improvement Bond Bank Rev. Ref. Bonds (Cityway 1 Project), Series 2021-B, 5.00% 2/1/2029	1,055	1,061
City of Indianapolis, Local Public Improvement Bond Bank Rev. Ref. Bonds (Cityway 1 Project), Series 2021-B, 5.00% 2/1/2030	1,200	1,206
City of Indianapolis, Local Public Improvement Bond Bank Rev. Ref. Bonds (Cityway 1 Project), Series 2021-B, 5.00% 2/1/2031	800	804
City of Indianapolis, Local Public Improvement Bond Bank Rev. Ref. Bonds (Indianapolis Airport Auth. Project), Series 2015-I, AMT, 5.00% 1/1/2026	2,000	2,034
City of Indianapolis, Local Public Improvement Bond Bank Rev. Ref. Bonds (Indianapolis Airport Auth. Project), Series 2016-A-1, AMT, 5.00% 1/1/2028	1,095	1,135
City of Indianapolis, Local Public Improvement Bond Bank Rev. Ref. Bonds (Indianapolis Airport Auth. Project), Series 2019-D, AMT, 5.00% 1/1/2029	5,250	5,623
City of Indianapolis, Local Public Improvement Bond Bank Rev. Ref. Bonds (Indianapolis Airport Auth. Project), Series 2015-I, AMT, 5.00% 1/1/2031	4,455	4,531
City of Indianapolis, Local Public Improvement Bond Bank Rev. Ref. Bonds (Indianapolis Airport Auth. Project), Series 2015-I, AMT, 5.00% 1/1/2033	1,500	1,523
City of Indianapolis, Water System Rev. Ref. Bonds, Series 2016-B, 5.00% 10/1/2028	3,000	3,174
City of Kokomo, Multi Family Housing Rev. Bonds (KHA RAD I Apartments), Series 2021-A, 0.56% 2/1/2025 (put 2/1/2024)	10,590	10,369
Municipal Power Agcy., Power Supply System Rev. Bonds, Series 2022-A, 5.00% 1/1/2032	300	343
Municipal Power Agcy., Power Supply System Rev. Bonds, Series 2022-A, 5.00% 1/1/2033	350	403
Municipal Power Agcy., Power Supply System Rev. Bonds, Series 2022-A, 5.00% 1/1/2034	500	575
City of Rockport, Pollution Control Rev. Ref. Bonds (Indiana Michigan Power Co. Project), Series 2002-A, 2.75% 6/1/2025	1,515	1,483



# Limited Term Tax-Exempt Bond Fund of America (continued)

Bonds, notes & other debt instruments (continued)	Principal amount (000)	Value (000)
<b>Indiana (continued)</b>		
City of Rockport, Pollution Control Rev. Ref. Bonds (Indiana Michigan Power Co. Project), Series 2009-A, 3.05% 6/1/2025	USD2,005	\$ 1,973
City of Whiting, Environmental Facs. Rev. Bonds (BP Products North America, Inc. Project), Series 2016-A, AMT, 4.40% 3/1/2046 (put 6/10/2031)	3,750	3,822
City of Whiting, Environmental Facs. Rev. Ref. Bonds (BP Products North America, Inc. Project), Series 2019-A, AMT, 5.00% 12/1/2044 (put 6/15/2026)	6,500	6,685
		<u>147,161</u>
<b>Iowa 0.49%</b>		
Fin. Auth., Midwestern Disaster Area Rev. Ref. Bonds (Iowa Fertilizer Co. Project), Series 2022, 4.00% 12/1/2050 (put 12/1/2032)	2,000	1,965
Fin. Auth., Single Family Mortgage Bonds (Mortgage-Backed Securities Program), Series 2022-A, 1.80% 7/1/2030	2,020	1,765
Fin. Auth., Single Family Mortgage Bonds (Mortgage-Backed Securities Program), Series 2021-A, 3.00% 1/1/2047	1,965	1,889
Fin. Auth., Single Family Mortgage Bonds (Mortgage-Backed Securities Program), Series 2019-A, 4.00% 7/1/2047	3,330	3,306
Fin. Auth., Single Family Mortgage Bonds (Mortgage-Backed Securities Program), Series 2019-D, 3.50% 1/1/2049	200	195
Fin. Auth., Single Family Mortgage Bonds (Mortgage-Backed Securities Program), Series 2020, 3.25% 7/1/2050	2,995	2,907
Fin. Auth., Solid Waste Fac. Rev. Green Bonds (Gevo NW Iowa RNG, LLC Renewable Natural Gas Project), Series 2021, AMT, 1.50% 1/1/2042 (put 4/1/2024)	5,095	4,978
PEFA, Inc., Gas Project Rev. Bonds, Series 2019, 5.00% 9/1/2049 (put 9/1/2026)	11,560	11,775
Tobacco Settlement Auth., Tobacco Settlement Asset-Backed Bonds, Series 2021-A-2, 5.00% 6/1/2028	1,400	1,507
Tobacco Settlement Auth., Tobacco Settlement Asset-Backed Bonds, Series 2021-A-2, 5.00% 6/1/2031	1,500	1,660
Tobacco Settlement Auth., Tobacco Settlement Asset-Backed Bonds, Series 2021-A-2, 5.00% 6/1/2033	700	768
		<u>32,715</u>
<b>Kansas 0.08%</b>		
Ellis County Unified School Dist. No. 489, G.O. Rev. Ref. and Improvement Bonds, Series 2022-B, Assured Guaranty Municipal insured, 5.00% 9/1/2033	850	976
Ellis County Unified School Dist. No. 489, G.O. Rev. Ref. and Improvement Bonds, Series 2022-B, Assured Guaranty Municipal insured, 5.00% 9/1/2034	355	407
Ellis County Unified School Dist. No. 489, G.O. Rev. Ref. and Improvement Bonds, Series 2022-B, Assured Guaranty Municipal insured, 5.00% 9/1/2035	500	568
Turnpike Auth., Rev. Ref. Bonds, Series 2020-A, 3.00% 9/1/2025	950	946
Turnpike Auth., Turnpike Rev. Ref. Bonds, Series 2020-A, 3.00% 9/1/2027	1,215	1,212
University of Kansas Hospital Auth., Health Facs. and Improvement Rev. Bonds (University of Kansas Health System), Series 2019-B, 5.00% 3/1/2027	1,315	1,399
		<u>5,508</u>
<b>Kentucky 1.03%</b>		
County of Carroll, Environmental Facs. Rev. Bonds, Series 2008-A, 2.00% 2/1/2032	9,655	7,794
Econ. Dev. Fin. Auth., Health System Rev. Bonds (Norton Healthcare, Inc.), Capital Appreciation Bonds, Series 2000-B, National insured, 0% 10/1/2027	5,975	5,099
Housing Corp., Multi Family Housing Rev. Bonds (Cambridge Square Project), Series 2021, 0.30% 8/1/2024 (put 2/1/2024)	2,520	2,466
Housing Corp., Multi Family Housing Rev. Bonds (New Hope Properties Portfolio Project), Series 2021, 0.41% 4/1/2024 (put 10/1/2023)	12,525	12,418
Housing Corp., Multi Family Housing Rev. Bonds (Winterwood II Rural Housing Portfolio), Series 2021, 0.37% 10/1/2024 (put 10/1/2023)	6,500	6,450
Louisville/Jefferson Metro County Government, Pollution Control Rev. Bonds, Series 2001-A, 0.90% 9/1/2026	1,000	909
Louisville/Jefferson Metro County Government, Pollution Control Rev. Bonds (Louisville Gas and Electric Co. Project), Series 2003-A, 2.00% 10/1/2033	2,750	2,219
County of Owen, Water Facs. Rev. Ref. Bonds (Kentucky - American Water Co. Project), Series 2019, 2.45% 9/1/2039 (put 10/1/2029)	6,000	5,531
County of Owen, Water Facs. Rev. Ref. Bonds (Kentucky - American Water Co. Project), Series 2019, 0.70% 6/1/2040 (put 9/1/2023)	2,050	2,044
Public Energy Auth., Gas Supply Rev. Bonds, Series 2018-B, 4.00% 1/1/2049 (put 1/1/2025)	1,620	1,620
Public Energy Auth., Gas Supply Rev. Bonds, Series 2019-A-1, 4.00% 12/1/2049 (put 6/1/2025)	6,445	6,430



# Limited Term Tax-Exempt Bond Fund of America (continued)

Bonds, notes & other debt instruments (continued)	Principal amount (000)	Value (000)
<b>Kentucky (continued)</b>		
Public Energy Auth., Gas Supply Rev. Bonds, Series 2022-A-1, 4.00% 8/1/2052 (put 8/1/2030)	USD7,900	\$ 7,750
County of Trimble, Pollution Control Rev. Ref. Bonds (Louisville Gas and Electric Co. Project), Series 2016-A, AMT, 1.30% 9/1/2044 (put 9/1/2027)	5,500	4,644
Turnpike Auth., Econ. Dev. Road Rev. Ref. Bonds (Revitalization Projects), Series 2022-A, 5.00% 7/1/2031	3,000	3,447
		<u>68,821</u>
<b>Louisiana 1.54%</b>		
Aviation Board, General Airport Rev. Ref. Bonds, Series 2017-D-2, AMT, 5.00% 1/1/2029	1,000	1,041
Parish of East Baton Rouge, Road and Street Improvement Sales Tax Rev. Ref. Bonds, Series 2020, Assured Guaranty Municipal insured, 5.00% 8/1/2028	2,000	2,181
Parish of East Baton Rouge, Sewerage Commission, Multi Modal Rev. Ref. Bonds, Series 2021-A, 1.30% 2/1/2041 (put 2/1/2028)	19,695	16,729
Parish of East Baton Rouge, Sewerage Commission, Rev. Ref. Bonds, Series 2020-A, 5.00% 2/1/2027	1,000	1,067
Parish of East Baton Rouge, Sewerage Commission, Rev. Ref. Bonds, Series 2020-A, 5.00% 2/1/2028	1,000	1,090
Parish of East Baton Rouge, Sewerage Commission, Rev. Ref. Bonds, Series 2020-A, 5.00% 2/1/2029	1,000	1,112
Gasoline and Fuels Tax Rev. Ref. Bonds, Series 2022-A, (USD-SOFR x 0.50 + 0.50%) 4.042% 5/1/2043 (put 5/1/2026) <sup>1</sup>	7,335	7,199
Grant Anticipation Rev. Bonds, Series 2021, 5.00% 9/1/2023	3,665	3,670
Housing Corp., Multi Family Housing Rev. Bonds (Hollywood Acres and Hollywood Heights Projects), Series 2019, 0.55% 12/1/2023	4,200	4,141
Housing Corp., Multi Family Housing Rev. Bonds (Mabry Place Townhomes Project), Series 2021, 0.31% 8/1/2024 (put 8/1/2023)	2,225	2,225
Housing Corp., Single Family Mortgage Rev. Bonds (Home Ownership Program), Series 2020-B, 3.50% 6/1/2050	790	772
Housing Corp., Single Family Mortgage Rev. Bonds (Home Ownership Program), Series 2021-B, 3.00% 12/1/2051	1,055	1,014
Housing Corp., Single Family Mortgage Rev. Bonds (Home Ownership Program), Series 2022-A, 5.00% 6/1/2052	7,360	7,580
Housing Corp., Single Family Mortgage Rev. Bonds (Home Ownership Program), Series 2023-A, 5.75% 6/1/2054	7,950	8,590
Parish of Jefferson, Sales Tax Rev. Ref. Bonds, Series 2019-B, Assured Guaranty Municipal insured, 5.00% 12/1/2027	2,600	2,798
Local Government Environmental Facs. and Community Dev. Auth., Rev. Ref. Bonds (Entergy Louisiana, LLC Projects), Series 2021-A, 2.00% 6/1/2030	955	835
Louisiana Stadium and Exposition Dist., Rev. Bonds, Series 2023-A, 5.00% 7/1/2030	830	928
Louisiana Stadium and Exposition Dist., Rev. Bonds, Series 2023-A, 5.00% 7/1/2031	2,300	2,608
Louisiana Stadium and Exposition Dist., Rev. Bonds, Series 2023-A, 5.00% 7/1/2032	2,875	3,299
Louisiana Stadium and Exposition Dist., Rev. Bonds, Series 2023-A, 5.00% 7/1/2033	3,000	3,482
City of New Orleans, Sewerage Service Rev. and Rev. Ref. Bonds, Series 2015, 5.00% 12/1/2040 (preref. 12/1/2025)	3,000	3,125
City of New Orleans, Sewerage Service Rev. and Rev. Ref. Bonds, Series 2015, 5.00% 6/1/2045 (preref. 6/1/2025)	3,660	3,785
City of New Orleans, Sewerage Service Rev. Bonds, Series 2020-B, 5.00% 6/1/2029	1,000	1,097
City of New Orleans, Water Rev. and Rev. Ref. Bonds, Series 2014, 5.00% 12/1/2027	1,000	1,031
City of New Orleans, Water Rev. and Rev. Ref. Bonds, Series 2014, 5.00% 12/1/2028	900	928
Offshore Terminal Auth., Deepwater Port Rev. Bonds (Loop, LLC Project), Series 2007-A, 1.65% 9/1/2027 (put 12/1/2023)	7,070	6,995
Offshore Terminal Auth., Deepwater Port Rev. Bonds (Loop, LLC Project), Series 2013-A, 1.65% 9/1/2033 (put 12/1/2023)	665	658
Public Facs. Auth., Hospital Rev. Bonds (Louisiana Children's Medical Center Project), Series 2015-A-3, 5.00% 6/1/2045 (put 6/1/2028)	7,325	7,794
Public Facs. Auth., Rev. Bonds (Ochsner Clinic Foundation Project), Series 2020-B, 5.00% 5/15/2050 (put 5/15/2025)	3,055	3,113
Parish of St. John the Baptist, Rev. Ref. Bonds (Marathon Oil Corp. Project), Series 2017-B-1, 2.125% 6/1/2037 (put 7/1/2024)	1,225	1,203
City of Shreveport, Water and Sewer Rev. Bonds, Series 2019-B, Assured Guaranty Municipal insured, 4.00% 12/1/2023	280	280
City of Shreveport, Water and Sewer Rev. Bonds, Series 2019-B, Assured Guaranty Municipal insured, 5.00% 12/1/2024	215	219
		<u>102,589</u>
<b>Maine 0.04%</b>		
Fin. Auth., Student Loan Rev. Bonds, Series 2021-A-1, Assured Guaranty Municipal insured, 5.00% 12/1/2026	190	198
Fin. Auth., Student Loan Rev. Bonds, Series 2021-A-1, Assured Guaranty Municipal insured, 5.00% 12/1/2027	210	221
Fin. Auth., Student Loan Rev. Bonds, Series 2021-A-1, Assured Guaranty Municipal insured, 5.00% 12/1/2028	255	273

# Limited Term Tax-Exempt Bond Fund of America (continued)

Bonds, notes & other debt instruments (continued)	Principal amount (000)	Value (000)
<b>Maine (continued)</b>		
Fin. Auth., Student Loan Rev. Bonds, Series 2021-A-1, Assured Guaranty Municipal insured, 5.00% 12/1/2029	USD245	\$ 266
Fin. Auth., Student Loan Rev. Bonds, Series 2021-A-1, Assured Guaranty Municipal insured, 5.00% 12/1/2030	150	164
Housing Auth., Mortgage Purchase Bonds, Series 2017-A, 4.00% 11/15/2047	205	204
Housing Auth., Mortgage Purchase Bonds, Series 2019-E, 3.75% 11/15/2049	1,360	1,342
Housing Auth., Mortgage Purchase Rev. Ref. Bonds, Series 2015-E-1, AMT, 3.50% 11/15/2035	255	252
Housing Auth., Mortgage Purchase Rev. Ref. Bonds, Series 2015-B, 3.50% 11/15/2040	60	60
		<u>2,980</u>
<b>Maryland 2.03%</b>		
County of Anne Arundel, G.O. Rev. Ref. Water and Sewer Bonds, Series 2022, 5.00% 4/1/2026	885	931
Community Dev. Administration, Dept. of Housing and Community Dev., Housing Rev. Bonds, Series 2019-D, 2.75% 7/1/2034	1,005	896
Community Dev. Administration, Dept. of Housing and Community Dev., Residential Rev. Bonds, Series 2021-C, 1.90% 3/1/2031	1,275	1,106
Community Dev. Administration, Dept. of Housing and Community Dev., Residential Rev. Bonds, Series 2021-C, 1.95% 9/1/2031	1,465	1,265
Community Dev. Administration, Dept. of Housing and Community Dev., Residential Rev. Bonds, Series 2021-C, 2.10% 3/1/2033	1,000	853
Community Dev. Administration, Dept. of Housing and Community Dev., Residential Rev. Bonds, Series 2020-D, 1.95% 9/1/2035	1,000	774
Community Dev. Administration, Dept. of Housing and Community Dev., Residential Rev. Bonds, Series 2014-B, AMT, 3.25% 9/1/2044	65	65
Community Dev. Administration, Dept. of Housing and Community Dev., Residential Rev. Bonds, Series 2014-C, 4.00% 9/1/2044	130	130
Community Dev. Administration, Dept. of Housing and Community Dev., Residential Rev. Bonds, Series 2018-A, 4.50% 9/1/2048	1,375	1,379
Community Dev. Administration, Dept. of Housing and Community Dev., Residential Rev. Bonds, Series 2018-B, AMT, 4.50% 9/1/2048	3,260	3,246
Community Dev. Administration, Dept. of Housing and Community Dev., Residential Rev. Bonds, Series 2019-C, 3.50% 3/1/2050	2,560	2,508
Community Dev. Administration, Dept. of Housing and Community Dev., Residential Rev. Bonds, Series 2020-A, 3.75% 3/1/2050	1,800	1,773
Community Dev. Administration, Dept. of Housing and Community Dev., Residential Rev. Bonds, Series 2020-D, 3.25% 9/1/2050	8,695	8,454
Community Dev. Administration, Dept. of Housing and Community Dev., Residential Rev. Bonds, Series 2021-A, 3.00% 9/1/2051	11,625	11,211
Community Dev. Administration, Dept. of Housing and Community Dev., Residential Rev. Bonds, Series 2021-C, 3.00% 9/1/2051	13,652	13,110
Community Dev. Administration, Dept. of Housing and Community Dev., Residential Rev. Bonds, Series 2023-D, 5.75% 9/1/2054	4,490	4,829
G.O. Bonds, State and Local Facs. Loan of 2018, Series 2018-A-1, 5.00% 3/15/2030	3,100	3,407
G.O. Bonds, State and Local Facs. Loan of 2018, Series 2018-2, 5.00% 8/1/2031	1,295	1,434
G.O. Bonds, State and Local Facs. Loan of 2020, Series 2020-A-2, 5.00% 8/1/2028	1,000	1,107
G.O. Bonds, State and Local Facs. Loan of 2022, Series 2022-A-1, 5.00% 6/1/2029	1,500	1,689
G.O. Bonds, State and Local Facs. Loan of 2023, Series 2023-A-2, 5.00% 3/15/2029	6,090	6,828
G.O. Bonds, State and Local Facs. Loan of 2023, Series 2023-A-2, 5.00% 3/15/2030	17,070	19,517
G.O. Rev. Ref. Bonds, State and Local Facs. Loan of 2021, Series 2022-D-2, 4.00% 8/1/2028	2,500	2,650
G.O. Rev. Ref. Bonds, State and Local Facs. Loan of 2021, Series 2022-D-2, 4.00% 8/1/2029	4,200	4,512
County of Montgomery, Consolidated Public Improvement G.O. Rev. Ref. Bonds, Series 2017-C, 5.00% 10/1/2028	4,110	4,468
County of Montgomery, Housing Opportunities Commission, Program Rev. Bonds, Series 2019-A, 4.00% 7/1/2049	2,580	2,558
County of Montgomery, Housing Opportunities Commission, Single Family Housing Rev. Bonds, Series 2017-A, 4.00% 7/1/2048	1,420	1,409
County of Prince George, Certs. of Part. (Behavioral Health Fac. and Capital Equipment), Series 2021, 5.00% 10/1/2024	165	168
County of Prince George, G.O. Public Improvement Bonds, Series 2022-A, 5.00% 7/1/2027	7,500	8,113
County of Prince George, G.O. Public Improvement Bonds, Series 2022-A, 5.00% 7/1/2028	10,000	11,058
Dept. of Transportation, Consolidated Transportation Bonds, Series 2017-2, 5.00% 9/1/2026	1,080	1,147
Dept. of Transportation, Consolidated Transportation Bonds, Series 2016, 5.00% 11/1/2026	950	972
Dept. of Transportation, Consolidated Transportation Bonds, Series 2019, 3.00% 10/1/2030	3,800	3,770
Dept. of Transportation, Consolidated Transportation Bonds, Series 2021-A, 2.00% 10/1/2034	5,000	4,248

# Limited Term Tax-Exempt Bond Fund of America (continued)

Bonds, notes & other debt instruments (continued)	Principal amount (000)	Value (000)
<b>Maryland (continued)</b>		
Transportation Auth., Transportation Facs. Projects Rev. Bonds, Series 2020, 5.00% 7/1/2033	USD1,000	\$ 1,143
Washington Suburban Sanitary Dist., Consolidated Public Improvement Bonds, Series 2017, 5.00% 6/15/2028	1,200	1,297
Washington Suburban Sanitary Dist., Consolidated Public Improvement Bonds, Series 2019, 5.00% 6/1/2030	1,155	1,304
		<u>135,329</u>
<b>Massachusetts 0.95%</b>		
Clean Water Trust, Revolving Fund Green Bonds, Series 2024-A, 5.00% 2/1/2032	500	594
Dev. Fin. Agcy., Rev. Bonds (Loomis Communities Issue), Series 2021, 4.00% 1/1/2031 <sup>2</sup>	1,000	944
Dev. Fin. Agcy., Rev. Bonds (Mass General Brigham, Inc.), Series 2019-T-1, 4.58% 7/1/2049 (put 1/29/2026) <sup>1,2</sup>	1,875	1,856
Dev. Fin. Agcy., Rev. Bonds (Partners HealthCare System Issue), Series 2017-S-2, 5.00% 7/1/2038 (put 1/30/2025)	5,000	5,111
Dev. Fin. Agcy., Rev. Bonds (Partners HealthCare System Issue), Series 2017-S-4, 5.00% 7/1/2038 (put 1/25/2024)	2,500	2,516
Dev. Fin. Agcy., Rev. Bonds (UMass Memorial Health Care Obligated Group Issue), Series 2016-I, 5.00% 7/1/2024	2,000	2,021
Dev. Fin. Agcy., Rev. Bonds (UMass Memorial Health Care Obligated Group Issue), Series 2016-I, 5.00% 7/1/2025	1,275	1,300
Dev. Fin. Agcy., Rev. Bonds (UMass Memorial Health Care Obligated Group Issue), Series 2016-I, 5.00% 7/1/2026	1,150	1,186
Dev. Fin. Agcy., Rev. Bonds (UMass Memorial Health Care Obligated Group Issue), Series 2016-I, 5.00% 7/1/2027	1,150	1,190
Dev. Fin. Agcy., Rev. Bonds (Williams College Issue), Series 2011-N, 0.45% 7/1/2041 (put 7/1/2025)	1,300	1,201
Educational Fncg. Auth., Education Loan Rev. Bonds, Series 2023-B, AMT, 5.00% 7/1/2029	2,650	2,820
Educational Fncg. Auth., Education Loan Rev. Bonds, Series 2023-B, AMT, 5.00% 7/1/2032	10,000	10,801
Educational Fncg. Auth., Education Loan Rev. Bonds, Series 2019-B, AMT, 3.00% 7/1/2035	245	244
Educational Fncg. Auth., Education Loan Rev. Bonds, Series 2020-B, AMT, 2.625% 7/1/2036	65	63
Educational Fncg. Auth., Education Loan Rev. Bonds, Series 2021-B, AMT, 2.00% 7/1/2037	2,200	1,858
Educational Fncg. Auth., Education Loan Rev. Bonds, Series 2022-B, AMT, 3.625% 7/1/2038	4,120	3,784
Educational Fncg. Auth., Education Loan Rev. Bonds, Series 2023-B, AMT, 4.25% 7/1/2044	4,705	4,656
Housing Fin. Agcy., Housing Green Bonds, Series 2021-A-2, 0.30% 12/1/2023	545	539
Housing Fin. Agcy., Housing Green Bonds, Series 2021-A-2, 0.40% 6/1/2024	700	679
Housing Fin. Agcy., Housing Green Bonds, Series 2021-B-2, 0.75% 6/1/2025	490	459
Housing Fin. Agcy., Single Family Housing Rev. Bonds, Series 181, 4.00% 12/1/2044	260	259
Housing Fin. Agcy., Single Family Housing Rev. Bonds, Series 172, 4.00% 6/1/2045	90	90
Housing Fin. Agcy., Single Family Housing Rev. Bonds, Series 183, 3.50% 12/1/2046	330	326
Housing Fin. Agcy., Single Family Housing Rev. Bonds, Series 223, 3.00% 6/1/2047	6,110	5,877
Housing Fin. Agcy., Single Family Housing Rev. Bonds, Series 190, 4.00% 12/1/2048	3,740	3,713
Housing Fin. Agcy., Single Family Housing Rev. Bonds, Series 224, 5.00% 6/1/2050	1,105	1,137
Housing Fin. Agcy., Single Family Housing Rev. Bonds, Series 215, 4.00% 12/1/2050	2,260	2,242
Housing Fin. Agcy., Single Family Housing Rev. Ref. Bonds, Series 177, AMT, 4.00% 6/1/2039	385	382
Housing Fin. Agcy., Single Family Housing Rev. Ref. Bonds, Series 188, AMT, 4.00% 6/1/2043	1,725	1,705
Massachusetts Bay Transportation Auth., Sales Tax Rev. Bonds, Capital Appreciation Bonds, Series 2016-A, 0% 7/1/2028	1,500	1,259
Port Auth., Rev. Bonds, Series 2017-A, AMT, 5.00% 7/1/2026	2,510	2,609
		<u>63,421</u>
<b>Michigan 2.83%</b>		
Fin. Auth., Hospital Rev. and Rev. Ref. Bonds (Trinity Health Credit Group), Series 2017-A, 5.00% 12/1/2025	1,000	1,037
Fin. Auth., Hospital Rev. and Rev. Ref. Bonds (Trinity Health Credit Group), Series 2017-A, 5.00% 12/1/2026	1,000	1,057
Fin. Auth., Hospital Rev. Ref. Bonds (Beaumont - Spectrum Consolidation), Series 2022, 5.00% 4/15/2025	6,250	6,419
Fin. Auth., Hospital Rev. Ref. Bonds (McLaren Health Care), Series 2019-A, 5.00% 2/15/2035	1,020	1,101
Fin. Auth., Local Government Loan Program Rev. Bonds (Detroit Water and Sewerage Dept., Sewage Disposal System Rev. Ref. Local Project Bonds), Series 2015-C, 5.00% 7/1/2027	2,000	2,048
Fin. Auth., Tobacco Settlement Asset-Backed Bonds, Series 2020-A-1, 5.00% 6/1/2026	1,000	1,038
Fin. Auth., Tobacco Settlement Asset-Backed Bonds, Series 2020-A-1, 5.00% 6/1/2029	2,000	2,155
County of Genesee, Water Supply System Limited Tax G.O. Rev. Ref. Bonds, Series 2014, BAM insured, 5.00% 11/1/2023	500	502
County of Genesee, Water Supply System Limited Tax G.O. Rev. Ref. Bonds, Series 2014, BAM insured, 5.00% 11/1/2024	850	859
Great Lakes Water Auth., Sewage Disposal System Rev. Ref. Bonds, Series 2018-B, 5.00% 7/1/2028	770	847
Great Lakes Water Auth., Water Supply System Rev. Ref. Bonds, Series 2016-C, 5.00% 7/1/2028	2,000	2,114
Great Lakes Water Auth., Water Supply System Rev. Ref. Bonds, Series 2018-A, 5.00% 7/1/2028	1,000	1,083
Great Lakes Water Auth., Water Supply System Rev. Ref. Bonds, Series 2016-C, 5.00% 7/1/2029	2,000	2,117
Housing Dev. Auth., Multi Family Housing Rev. Bonds (800 E. Court Street Village Apartments Project), Series 2023, 5.00% 2/1/2026 (put 2/1/2025)	6,475	6,544
Housing Dev. Auth., Multi Family Housing Rev. Bonds (Mid Apartments Project), Series 2021, 0.40% 12/1/2024 (put 12/1/2023)	4,335	4,272

# Limited Term Tax-Exempt Bond Fund of America (continued)

Bonds, notes & other debt instruments (continued)	Principal amount (000)	Value (000)
<b>Michigan (continued)</b>		
Housing Dev. Auth., Rental Housing Rev. Bonds, Series 2021-A, 0.55% 4/1/2025	USD1,700	\$ 1,595
Housing Dev. Auth., Rental Housing Rev. Bonds, Series 2021-A, 1.80% 10/1/2031	1,000	855
Housing Dev. Auth., Single Family Mortgage Rev. Bonds, Series 2016-A, 4.00% 6/1/2046	185	184
Housing Dev. Auth., Single Family Mortgage Rev. Bonds, Series 2016-B, 3.50% 6/1/2047	5,445	5,369
Housing Dev. Auth., Single Family Mortgage Rev. Bonds, Series 2017-B, 3.50% 6/1/2048	1,185	1,166
Housing Dev. Auth., Single Family Mortgage Rev. Bonds, Series 2018-C, 4.25% 6/1/2049	9,845	9,818
Housing Dev. Auth., Single Family Mortgage Rev. Bonds, Series 2019-A, 4.25% 12/1/2049	4,995	4,979
Housing Dev. Auth., Single Family Mortgage Rev. Bonds, Series 2019-B, 3.75% 6/1/2050	2,315	2,280
Housing Dev. Auth., Single Family Mortgage Rev. Bonds, Series 2020-A, 3.50% 12/1/2050	5,755	5,628
Housing Dev. Auth., Single Family Mortgage Rev. Bonds, Series 2021-A, 3.00% 6/1/2052	14,860	14,273
Housing Dev. Auth., Single Family Mortgage Rev. Bonds, Series 2022-A, 5.00% 6/1/2053	19,250	19,863
Housing Dev. Auth., Single Family Mortgage Rev. Bonds, Series 2022-D, 5.50% 6/1/2053	26,350	27,740
Housing Dev. Auth., Single Family Mortgage Rev. Bonds, Series 2023-A, 5.50% 12/1/2053	22,660	24,233
County of Kent, Gerald R. Ford International Airport Auth., Limited Tax G.O. Rev. Bonds, Series 2021, AMT, 5.00% 1/1/2030	500	548
County of Kent, Gerald R. Ford International Airport Auth., Limited Tax G.O. Rev. Bonds, Series 2021, AMT, 5.00% 1/1/2031	750	833
County of Kent, Gerald R. Ford International Airport Auth., Limited Tax G.O. Rev. Bonds, Series 2021, AMT, 5.00% 1/1/2032	745	836
County of Kent, Gerald R. Ford International Airport Auth., Limited Tax G.O. Rev. Bonds, Series 2021, AMT, 5.00% 1/1/2033	1,040	1,166
Board of Trustees of Michigan State University, Rev. Bonds, Series 2019-B, 5.00% 2/15/2030	700	776
Board of Trustees of Michigan State University, Rev. Bonds, Series 2019-B, 5.00% 2/15/2031	2,460	2,715
Board of Trustees of Michigan State University, Rev. Ref. Bonds, Series 2020-A, 5.00% 8/15/2030	950	1,082
Strategic Fund, Exempt Facs. Rev. Bonds (Waste Management, Inc. Project), Series 2001, AMT, 0.58% 8/1/2027 (put 8/1/2024)	3,500	3,382
Strategic Fund, Limited Obligation Rev. Bonds (Consumers Energy Co. Project), Series 2019, AMT, 1.80% 10/1/2049 (put 10/1/2024)	4,290	4,171
Strategic Fund, Limited Obligation Rev. Ref. Bonds (Detroit Edison Co. Exempt Facs. Project), Series 2008-ET-2, 1.35% 8/1/2029	3,000	2,612
Strategic Fund, Limited Obligation Rev. Ref. Bonds (Detroit Edison Co. Pollution Control Bonds Project), Series 1995-CC, 1.45% 9/1/2030	16,780	14,354
Trunk Line Fund Bonds, Series 2021-A, 5.00% 11/15/2031	230	269
County of Wayne, Airport Auth., Airport Rev. Bonds (Detroit Metropolitan Wayne County Airport), Series 2021-B, AMT, 5.00% 12/1/2030	1,075	1,178
County of Wayne, Airport Auth., Airport Rev. Bonds (Detroit Metropolitan Wayne County Airport), Series 2021-B, AMT, 5.00% 12/1/2031	1,135	1,255
County of Wayne, Airport Auth., Airport Rev. Ref. Bonds (Detroit Metropolitan Wayne County Airport), Series 2015-F, AMT, 5.00% 12/1/2025	1,000	1,030
County of Wayne, Airport Auth., Airport Rev. Ref. Bonds (Detroit Metropolitan Wayne County Airport), Series 2015-F, AMT, 5.00% 12/1/2026	1,000	1,031
		<u>188,414</u>

## Minnesota 1.77%

Becker Independent School Dist. No. 726, G.O. School Building Bonds, Series 2022-A, Capital Appreciation Bonds, 0% 2/1/2034	3,420	2,260
G.O. Rev. Ref. Bonds, Series 2016-D, 5.00% 8/1/2026	2,500	2,654
Higher Education Supplemental Loan Auth., Rev. Bonds, Series 2020, AMT, 2.65% 11/1/2038	3,930	3,553
Housing Fin. Agcy., Residential Housing Fin. Bonds, Series 2013-A, AMT, 3.00% 7/1/2031	40	40
Housing Fin. Agcy., Residential Housing Fin. Bonds, Series 2014-B, 4.00% 1/1/2038	170	169
Housing Fin. Agcy., Residential Housing Fin. Bonds, Series 2020-B, 2.625% 1/1/2040	1,925	1,555
Housing Fin. Agcy., Residential Housing Fin. Bonds, Series 2015-A, AMT, 4.00% 1/1/2041	530	527
Housing Fin. Agcy., Residential Housing Fin. Bonds, Series 2014-C, AMT, 4.00% 1/1/2045	520	515
Housing Fin. Agcy., Residential Housing Fin. Bonds, Series 2015-E, AMT, 3.50% 1/1/2046	455	448
Housing Fin. Agcy., Residential Housing Fin. Bonds, Series 2015-B, 3.50% 7/1/2046	1,375	1,355
Housing Fin. Agcy., Residential Housing Fin. Bonds, Series 2016-E, 4.00% 1/1/2047	230	229
Housing Fin. Agcy., Residential Housing Fin. Bonds, Series 2017-B, 4.00% 7/1/2047	1,610	1,598
Housing Fin. Agcy., Residential Housing Fin. Bonds, Series 2017-E, 4.00% 1/1/2048	2,195	2,178
Housing Fin. Agcy., Residential Housing Fin. Bonds, Series 2018-B, 4.00% 7/1/2048	1,795	1,785
Housing Fin. Agcy., Residential Housing Fin. Bonds, Series 2018-E, 4.25% 1/1/2049	8,050	8,026
Housing Fin. Agcy., Residential Housing Fin. Bonds, Series 2019-B, 4.25% 7/1/2049	3,465	3,457
Housing Fin. Agcy., Residential Housing Fin. Bonds, Series 2020-B, 3.50% 7/1/2050	1,060	1,037

# Limited Term Tax-Exempt Bond Fund of America (continued)

Bonds, notes & other debt instruments (continued)	Principal amount (000)	Value (000)
<b>Minnesota (continued)</b>		
Housing Fin. Agcy., Residential Housing Fin. Bonds, Series 2020-E, 3.50% 7/1/2050	USD6,305	\$ 6,165
Housing Fin. Agcy., Residential Housing Fin. Bonds, Series 2020-I, 3.00% 1/1/2051	3,325	3,202
Housing Fin. Agcy., Residential Housing Fin. Bonds, Series 2021-B, 3.00% 7/1/2051	3,680	3,539
Housing Fin. Agcy., Residential Housing Fin. Bonds, Series 2021-D, 3.00% 1/1/2052	6,455	6,200
Housing Fin. Agcy., Residential Housing Fin. Bonds, Series 2021-F, 3.00% 7/1/2052	10,625	10,197
Housing Fin. Agcy., Residential Housing Fin. Bonds, Series 2021-H, 3.00% 7/1/2052	13,295	12,755
Housing Fin. Agcy., Residential Housing Fin. Bonds, Series 2022-A, 3.00% 7/1/2052	6,705	6,424
Housing Fin. Agcy., Residential Housing Fin. Bonds, Series 2023-F, 5.75% 7/1/2053	2,875	3,088
City of Minneapolis, Health Care System Rev. Bonds (Allina Health System), Series 2023-A, 5.00% 11/15/2052 (put 11/15/2028)	18,910	20,349
Municipal Gas Agcy., Commodity Supply Rev. Bonds, Series 2022-A, 4.00% 12/1/2052 (put 12/1/2027)	9,620	9,602
City of St. Paul, Metropolitan Airports Commission, Airport Rev. Ref. Bonds, Series 2022-B, AMT, 5.00% 1/1/2025	550	560
City of St. Paul, Metropolitan Airports Commission, Airport Rev. Ref. Bonds, Series 2022-B, AMT, 5.00% 1/1/2026	1,620	1,661
City of St. Paul, Metropolitan Airports Commission, Airport Rev. Ref. Bonds, Series 2022-B, AMT, 5.00% 1/1/2033	1,165	1,286
City of St. Paul, Metropolitan Airports Commission, Airport Rev. Ref. Bonds, Series 2022-B, AMT, 5.00% 1/1/2035	1,350	1,482
		117,896
<b>Mississippi 0.48%</b>		
Business Fin. Corp., Solid Waste Disposal Rev. Bonds (Waste Management, Inc. Project), Series 2004, 0.70% 3/1/2029 (put 9/1/2026)	1,460	1,314
Dev. Bank, Special Obligation Bonds (Municipal Energy Agcy. of Mississippi Power Supply Project), Series 2015-A, Assured Guaranty Municipal insured, 5.00% 3/1/2025	1,245	1,271
Dev. Bank, Special Obligation Bonds (Municipal Energy Agcy. of Mississippi Power Supply Project), Series 2015-A, Assured Guaranty Municipal insured, 5.00% 3/1/2026	1,045	1,084
Gaming Tax Rev. Bonds, Series 2019-A, 5.00% 10/15/2023	850	852
Gaming Tax Rev. Bonds, Series 2019-A, 5.00% 10/15/2024	1,000	1,018
Gaming Tax Rev. Ref. Bonds, Series 2015-E, 5.00% 10/15/2026	3,425	3,531
Home Corp., Multi Family Housing Rev. Bonds (Forest Park Apartments II, LP Project), Series 2022-4, 3.50% 7/1/2025 (put 7/1/2024)	10,921	10,833
Home Corp., Multi Family Housing Rev. Bonds (Southwest Village Apartments Project), Series 2022-2, 2.00% 2/1/2025 (put 2/1/2024)	2,775	2,750
Home Corp., Single Family Mortgage Rev. Bonds, Series 2017-C, AMT, 4.00% 12/1/2046	705	696
Home Corp., Single Family Mortgage Rev. Bonds, Series 2019-A, 4.00% 12/1/2048	1,805	1,791
Home Corp., Single Family Mortgage Rev. Bonds, Series 2020-A, 3.75% 6/1/2049	2,045	2,015
Home Corp., Single Family Mortgage Rev. Bonds, Series 2021-A, 3.00% 12/1/2050	2,565	2,471
Home Corp., Single Family Mortgage Social Rev. Bonds, Series 2022-A, 3.00% 6/1/2050	675	648
Home Corp., Single Family Mortgage Social Rev. Bonds, Series 2022-C, 5.00% 12/1/2052	1,840	1,898
		32,172
<b>Missouri 0.87%</b>		
Health and Educational Facs. Auth., Health Facs. Rev. Bonds (BJC Health System), Series 2021-B, 5.00% 5/1/2052 (put 5/1/2028)	22,645	24,455
Health and Educational Facs. Auth., Health Facs. Rev. Bonds (Saint Luke's Health System, Inc.), Series 2016, 5.00% 11/15/2025	1,500	1,554
Housing Dev. Commission, Single Family Mortgage Rev. Bonds (First Place Homeownership Loan Program), Series 2016-B, 3.50% 5/1/2041	1,030	1,020
Housing Dev. Commission, Single Family Mortgage Rev. Bonds (First Place Homeownership Loan Program), Series 2019-A, 4.25% 5/1/2047	1,145	1,141
Housing Dev. Commission, Single Family Mortgage Rev. Bonds (First Place Homeownership Loan Program), Series 2017-B, 3.25% 9/1/2047	1,582	1,510
Housing Dev. Commission, Single Family Mortgage Rev. Bonds (First Place Homeownership Loan Program), Series 2018-A, 4.25% 5/1/2049	885	883
Housing Dev. Commission, Single Family Mortgage Rev. Bonds (First Place Homeownership Loan Program), Series 2020-A, 3.50% 11/1/2050	3,800	3,718
Housing Dev. Commission, Single Family Mortgage Rev. Bonds (First Place Homeownership Loan Program), Series 2021-A, 3.00% 5/1/2052	2,550	2,451
Housing Dev. Commission, Single Family Mortgage Rev. Bonds (First Place Homeownership Loan Program), Series 2021-B, 3.00% 5/1/2052	5,565	5,347
Housing Dev. Commission, Single Family Mortgage Rev. Bonds (First Place Homeownership Loan Program), Series 2021-C, 3.25% 11/1/2052	4,245	4,108



# Limited Term Tax-Exempt Bond Fund of America (continued)

Bonds, notes & other debt instruments (continued)	Principal amount (000)	Value (000)
<b>Missouri (continued)</b>		
Housing Dev. Commission, Single Family Mortgage Rev. Bonds (First Place Homeownership Loan Program), Series 2023-A, 5.75% 5/1/2053	USD4,000	\$ 4,267
Housing Dev. Commission, Single Family Mortgage Rev. Bonds (Special Homeownership Loan Program), Series 2015-A, 3.75% 5/1/2038	70	69
Housing Dev. Commission, Single Family Mortgage Rev. Bonds (Special Homeownership Loan Program), Series 2015-B-2, 4.00% 11/1/2045	560	557
The Metropolitan St. Louis Sewer Dist., Wastewater System Rev. Bonds, Series 2023-A, 5.00% 5/1/2030	3,555	4,041
County of St. Charles, Industrial Dev. Auth., Multi Family Housing Rev. Bonds (Hidden Valley Estates), Series 2021, 0.27% 8/1/2025 (put 10/1/2023)	670	665
City of St. Louis, Airport Rev. Ref. Bonds (Lambert-St. Louis International Airport), Series 2019-C, 5.00% 7/1/2031	1,750	1,934
		<u>57,720</u>
<b>Montana 0.39%</b>		
City of Forsyth, Pollution Control Rev. Ref. Bonds (Northwestern Corp. Colstrip Project), Series 2023, 3.875% 7/1/2028	8,075	8,094
Board of Housing, Multi Family Housing Rev. Bonds (Spruce Grove Apartments Project), Series 2022, 2.75% 5/1/2025 (put 5/1/2024)	5,959	5,912
Board of Housing, Single Family Mortgage Bonds, Series 2015-B-2, AMT, 3.50% 12/1/2042	120	118
Board of Housing, Single Family Mortgage Bonds, Series 2016-A-2, 3.50% 6/1/2044	505	499
Board of Housing, Single Family Mortgage Bonds, Series 2019-A, 4.25% 12/1/2045	2,210	2,204
Board of Housing, Single Family Mortgage Bonds, Series 2020-C, 3.00% 12/1/2050	4,050	3,908
Board of Housing, Single Family Mortgage Bonds, Series 2020-B, 4.00% 12/1/2050	2,705	2,682
Board of Housing, Single Family Mortgage Bonds, Series 2021-A-1, 3.00% 6/1/2051	1,760	1,694
Board of Housing, Single Family Mortgage Bonds, Series 2021-B, 3.00% 12/1/2051	930	894
		<u>26,005</u>
<b>Nebraska 0.51%</b>		
County of Douglas, Hospital Auth. No. 2 (Methodist Health System), Health Facs. Rev. Ref. Bonds, Series 2015, 5.00% 11/1/2026	1,155	1,189
Investment Fin. Auth., Single Family Housing Rev. Bonds, Series 2017-B, AMT, 3.50% 3/1/2040	2,750	2,684
Investment Fin. Auth., Single Family Housing Rev. Bonds, Series 2014-A, 4.00% 9/1/2044	215	214
Investment Fin. Auth., Single Family Housing Rev. Bonds, Series 2015-A, 3.50% 9/1/2045	725	717
Investment Fin. Auth., Single Family Housing Rev. Bonds, Series 2015-C, 3.50% 9/1/2045	1,095	1,089
Investment Fin. Auth., Single Family Housing Rev. Bonds, Series 2016-C, 3.50% 9/1/2046	1,040	1,024
Investment Fin. Auth., Single Family Housing Rev. Bonds, Series 2018-A, 4.00% 9/1/2048	1,420	1,409
Investment Fin. Auth., Single Family Housing Rev. Bonds, Series 2018-C, 4.00% 9/1/2048	3,175	3,150
Investment Fin. Auth., Single Family Housing Rev. Bonds, Series 2019-B, AMT, 4.00% 9/1/2049	3,020	2,973
Investment Fin. Auth., Single Family Housing Rev. Bonds, Series 2020-C, 3.00% 9/1/2050	1,860	1,794
Investment Fin. Auth., Single Family Housing Rev. Bonds, Series 2021-C, 3.00% 9/1/2050	10,820	10,398
Investment Fin. Auth., Single Family Housing Rev. Bonds, Series 2020-A, 3.50% 9/1/2050	2,955	2,890
Public Power Dist., General Rev. Bonds, Series 2023-A, 5.00% 7/1/2028	4,380	4,753
		<u>34,284</u>
<b>Nevada 0.85%</b>		
Dept. of Business and Industry, Rev. Bonds (Brightline West Passenger Rail Project), Series 2020-A, AMT, 3.70% 1/1/2050 (put 1/31/2024) <sup>2</sup>	5,500	5,478
Clark County School Dist., Limited Tax G.O. Bonds, Series 2016-F, 5.00% 6/15/2026	2,470	2,593
Clark County School Dist., Limited Tax G.O. Building Bonds, Series 2020-A, Assured Guaranty Municipal insured, 5.00% 6/15/2026	1,550	1,632
County of Clark, Airport System Rev. Ref. Bonds (McCarran International Airport), Series 2021-A, 5.00% 7/1/2033	760	877
County of Clark, Las Vegas-McCarran International Airport, Passenger Fac. Charge Rev. Ref. Bonds, Series 2019-E, 5.00% 7/1/2029	770	861
City of Henderson, Local Improvement Dist. No. T-17 (Madeira Canyon), Limited Obligation Rev. Ref. Bonds, Series 2017, 2.00% 9/1/2023	400	399
City of Henderson, Local Improvement Dist. No. T-17 (Madeira Canyon), Local Improvement Bonds, Series 2017, 2.25% 9/1/2024	455	444
City of Henderson, Local Improvement Dist. No. T-17 (Madeira Canyon), Local Improvement Bonds, Series 2017, 2.50% 9/1/2025	480	463
Housing Division, Multi Family Housing Rev. Bonds (Southwest Village Apartments), Series 2021, 0.47% 10/1/2024 (put 10/1/2023)	2,060	2,044



# Limited Term Tax-Exempt Bond Fund of America (continued)

Bonds, notes & other debt instruments (continued)	Principal amount (000)	Value (000)
<b>Nevada (continued)</b>		
Housing Division, Single Family Mortgage Rev. Bonds, Series 2019-A, 4.00% 4/1/2049	USD1,225	\$ 1,215
City of Las Vegas, Redev. Agcy., Tax Increment Rev. Ref. Bonds, Series 2016, 5.00% 6/15/2025	2,185	2,224
City of Las Vegas, Redev. Agcy., Tax Increment Rev. Ref. Bonds, Series 2016, 5.00% 6/15/2027	1,200	1,237
Las Vegas Convention and Visitors Auth., Convention Center Expansion and Renovation Rev. Bonds, Series 2022-B, 5.00% 7/1/2031	6,415	7,351
Las Vegas Convention and Visitors Auth., Convention Center Expansion and Renovation Rev. Bonds, Series 2022-B, 5.00% 7/1/2032	3,000	3,480
Las Vegas Convention and Visitors Auth., Convention Center Expansion and Renovation Rev. Bonds, Series 2022-B, 5.00% 7/1/2035	7,835	8,942
Las Vegas Convention and Visitors Auth., Convention Center Expansion and Renovation Rev. Bonds, Series 2023-A, 5.00% 7/1/2036	1,195	1,359
Las Vegas Valley Water Dist., Limited Tax G.O. Water Rev. Ref. Bonds, Series 2020-A, 5.00% 6/1/2024	595	603
Las Vegas Valley Water Dist., Limited Tax G.O. Water Rev. Ref. Bonds, Series 2020-D, 5.00% 6/1/2027	3,645	3,929
Las Vegas Valley Water Dist., Limited Tax G.O. Water Rev. Ref. Bonds, Series 2016-B, 5.00% 6/1/2031	1,750	1,836
Las Vegas Valley Water Dist., Limited Tax G.O. Water Rev. Ref. Bonds, Series 2021-C, 2.00% 6/1/2034	5,000	4,142
Las Vegas Valley Water Dist., Limited Tax G.O. Water Rev. Ref. Bonds, Series 2016-B, 5.00% 6/1/2034	3,900	4,081
County of Washoe, Reno-Sparks Convention and Visitors Auth., Limited Tax G.O. Rev. Ref. Bonds, Series 2021, 5.00% 7/1/2028	1,500	1,649
		<u>56,839</u>
<b>New Hampshire 0.47%</b>		
Health and Education Facs. Auth., Rev. Bonds (Elliot Hospital Issue), Series 2016, 5.00% 10/1/2024	1,250	1,267
Health and Education Facs. Auth., Rev. Bonds (Elliot Hospital Issue), Series 2016, 5.00% 10/1/2025	1,250	1,287
Health and Education Facs. Auth., Rev. Bonds (Elliot Hospital Issue), Series 2016, 5.00% 10/1/2026	1,250	1,299
Health and Education Facs. Auth., Rev. Bonds (Elliot Hospital Issue), Series 2016, 5.00% 10/1/2027	1,250	1,294
National Fin. Auth., Municipal Certs., Series 2022-1, Class A, 4.375% 9/20/2036	7,733	7,645
National Fin. Auth., Municipal Certs., Series 2022-2, Class A, 4.00% 10/20/2036	6,756	6,458
National Fin. Auth., Solid Waste Disposal Rev. Ref. Bonds (Waste Management, Inc. Project), Series 2018-A, AMT, (SIFMA Municipal Swap Index + 0.75%) 4.355% 10/1/2033 (put 7/1/2024) <sup>1</sup>	11,975	11,757
		<u>31,007</u>
<b>New Jersey 2.30%</b>		
Econ. Dev. Auth., Rev. Ref. Bonds (Provident Group - Montclair Properties, LLC - Montclair State University Student Housing Project), Series 2017, Assured Guaranty Municipal insured, 5.00% 6/1/2024	1,000	1,013
Econ. Dev. Auth., Rev. Ref. Bonds (Provident Group - Montclair Properties, LLC - Montclair State University Student Housing Project), Series 2017, Assured Guaranty Municipal insured, 5.00% 6/1/2026	1,000	1,042
Econ. Dev. Auth., School Facs. Construction Bonds, Series 2017-DDD, 5.00% 6/15/2026	1,000	1,045
Econ. Dev. Auth., School Facs. Construction Bonds, Series 2021-QQQ, 5.00% 6/15/2029	500	549
Econ. Dev. Auth., School Facs. Construction Bonds, Series 2016-BBB, 5.50% 6/15/2029 (preref. 12/15/2026)	1,030	1,114
Econ. Dev. Auth., School Facs. Construction Bonds, Series 2016-AAA, 5.00% 6/15/2036	1,000	1,038
Econ. Dev. Auth., School Facs. Construction Rev. Ref. Bonds, Series 2023-RRR, 5.00% 3/1/2028	7,875	8,451
Econ. Dev. Auth., Water Facs. Rev. Ref. Bonds (American Water Co., Inc. Project), Series 2020-E, AMT, 0.85% 12/1/2025	905	819
Econ. Dev. Auth., Water Facs. Rev. Ref. Bonds (American Water Co., Inc. Project), Series 2020, AMT, 1.10% 11/1/2029 (put 12/1/2027)	1,345	1,154
Econ. Dev. Auth., Water Facs. Rev. Ref. Bonds (American Water Co., Inc. Project), Series 2019-A, AMT, 2.20% 10/1/2039 (put 12/3/2029)	15,730	13,695
Health Care Facs. Fncg. Auth., Rev. Bonds (Atlanticare Health System Obligated Group Issue), Series 2021, 5.00% 7/1/2032	680	766
Health Care Facs. Fncg. Auth., Rev. Bonds (Princeton HealthCare System Issue), Series 2016-A, 5.00% 7/1/2025	1,340	1,383
Health Care Facs. Fncg. Auth., Rev. Bonds (Princeton HealthCare System Issue), Series 2016-A, 5.00% 7/1/2027	1,250	1,316
Health Care Facs. Fncg. Auth., Rev. Ref. Bonds (Hackensack Meridian Health Obligated Group Issue), Series 2017-A, 5.00% 7/1/2025	1,000	1,032
Health Care Facs. Fncg. Auth., Rev. Ref. Bonds (Hackensack Meridian Health Obligated Group Issue), Series 2017-A, 5.00% 7/1/2027	1,150	1,236
Higher Education Student Assistance Auth., Student Loan Rev. and Rev. Ref. Bonds, Series 2022, AMT, 4.00% 12/1/2041	10,130	10,018
Higher Education Student Assistance Auth., Student Loan Rev. Bonds, Series 2019-B, AMT, 3.25% 12/1/2039	3,500	3,320
Higher Education Student Assistance Auth., Student Loan Rev. Bonds, Series 2020-B, AMT, 3.50% 12/1/2039	6,150	5,869
Higher Education Student Assistance Auth., Student Loan Rev. Ref. Bonds, Series 2021-A, AMT, 5.00% 12/1/2026	335	346
Higher Education Student Assistance Auth., Student Loan Rev. Ref. Bonds, Series 2019-A, 5.00% 12/1/2027	1,000	1,071

# Limited Term Tax-Exempt Bond Fund of America (continued)

Bonds, notes & other debt instruments (continued)	Principal amount (000)	Value (000)
<b>New Jersey (continued)</b>		
Higher Education Student Assistance Auth., Student Loan Rev. Ref. Bonds, Series 2021-A, AMT, 5.00% 12/1/2027	USD335	\$ 350
Higher Education Student Assistance Auth., Student Loan Rev. Ref. Bonds, Series 2020-A, AMT, 3.50% 12/1/2039	2,005	1,902
Higher Education Student Assistance Auth., Student Loan Rev. Ref. Bonds, Series 2021-B, AMT, 2.50% 12/1/2040	6,485	5,436
Higher Education Student Assistance Auth., Student Loan Rev. Ref. Bonds, Series 2023-B, AMT, 4.00% 12/1/2044	15,480	15,079
Housing and Mortgage Fin. Agcy., Multi Family Conduit Rev. Bonds (Browns Woods Apartments Project), Series 2021-A, 1.25% 12/1/2024 (put 12/1/2023)	7,035	6,974
Housing and Mortgage Fin. Agcy., Single Family Housing Rev. Bonds, Series 2021-H, 1.85% 10/1/2033	1,020	807
Housing and Mortgage Fin. Agcy., Single Family Housing Rev. Bonds, Series 2018-A, 4.50% 10/1/2048	4,880	4,894
Housing and Mortgage Fin. Agcy., Single Family Housing Rev. Bonds, Series 2019-C, 4.75% 10/1/2050	4,180	4,218
Housing and Mortgage Fin. Agcy., Single Family Housing Rev. Bonds, Series 2020-E, 3.50% 4/1/2051	8,140	7,954
Housing and Mortgage Fin. Agcy., Single Family Housing Rev. Bonds, Series 2023-J, 5.50% 4/1/2053	5,665	6,060
Housing and Mortgage Fin. Agcy., Single Family Housing Rev. Bonds, Series 2022-I, 5.00% 10/1/2053	17,755	18,331
South Jersey Transportation Auth., Transportation System Rev. Bonds, Series 2022-A, BAM insured, 5.00% 11/1/2036	500	562
South Jersey Transportation Auth., Transportation System Rev. Bonds, Series 2022-A, BAM insured, 5.00% 11/1/2037	500	557
Tobacco Settlement Fncg. Corp., Tobacco Settlement Bonds, Series 2018-A, 5.00% 6/1/2029	225	243
Transportation Trust Fund Auth., Federal Highway Reimbursement Rev. Ref. Bonds, Series 2018-A, 5.00% 6/15/2028	3,000	3,145
Transportation Trust Fund Auth., Transportation Program Bonds, Series 2022-AA, 5.00% 6/15/2029	7,000	7,709
Transportation Trust Fund Auth., Transportation Program Bonds, Series 2019-BB, 5.00% 6/15/2032	2,000	2,175
Transportation Trust Fund Auth., Transportation Program Bonds, Series 2022-CC, 5.00% 6/15/2033	1,625	1,855
Transportation Trust Fund Auth., Transportation Program Bonds, Series 2022-CC, 5.00% 6/15/2034	1,450	1,644
Transportation Trust Fund Auth., Transportation System Bonds, Series 2019-A, 5.00% 12/15/2028	2,750	3,004
Turnpike Auth., Turnpike Rev. Bonds, Series 2014-A, 5.00% 1/1/2028	1,400	1,421
Turnpike Auth., Turnpike Rev. Bonds, Series 2020-D, 5.00% 1/1/2028	2,380	2,505
		153,102
<b>New Mexico 1.27%</b>		
Albuquerque Municipal School Dist. No. 12, G.O. School Bonds, Series 2021-A, 5.00% 8/1/2025	400	415
Albuquerque Municipal School Dist. No. 12, G.O. School Bonds, Series 2021-A, 5.00% 8/1/2026	275	291
Albuquerque Municipal School Dist. No. 12, G.O. School Bonds, Series 2021-A, 5.00% 8/1/2027	400	431
Albuquerque Municipal School Dist. No. 12, G.O. School Bonds, Series 2021-A, 5.00% 8/1/2028	375	412
Educational Assistance Foundation, Education Loan Bonds, Series 2021-1-A, AMT, 2.05% 9/1/2051	19,530	17,137
City of Farmington, Pollution Control Rev. Ref. Bonds (Public Service Co. of San Juan and Four Corners Projects), Series 2016-A, 2.15% 4/1/2033	2,100	1,662
City of Farmington, Pollution Control Rev. Ref. Bonds (Public Service Co. of San Juan Project), Series 2010-E, 1.15% 6/1/2040 (put 6/1/2024)	19,130	18,590
Hospital Equipment Loan Council, Hospital System Rev. Bonds (Presbyterian Healthcare Services), Series 2019-A, 5.00% 8/1/2029	1,195	1,329
Hospital Equipment Loan Council, Hospital System Rev. Bonds (Presbyterian Healthcare Services), Series 2019-A, 5.00% 8/1/2030	1,110	1,218
Mortgage Fin. Auth., Single Family Mortgage Program Bonds, Series 2016-A-2, Class I, AMT, 3.50% 3/1/2046	1,320	1,289
Mortgage Fin. Auth., Single Family Mortgage Program Bonds, Series 2017-B-2, Class I, AMT, 3.75% 3/1/2048	685	671
Mortgage Fin. Auth., Single Family Mortgage Program Bonds, Series 2018-B-1, Class I, 4.00% 1/1/2049	555	550
Mortgage Fin. Auth., Single Family Mortgage Program Bonds, Series 2018-C, Class I, 4.00% 1/1/2049	900	893
Mortgage Fin. Auth., Single Family Mortgage Program Bonds, Series 2019-A-1, Class I, 4.25% 1/1/2050	5,995	5,976
Mortgage Fin. Auth., Single Family Mortgage Program Bonds, Series 2019-C-1, Class I, 4.00% 7/1/2050	2,270	2,250
Mortgage Fin. Auth., Single Family Mortgage Program Bonds, Series 2020-B, Class I, 3.00% 1/1/2051	3,085	2,966
Mortgage Fin. Auth., Single Family Mortgage Program Bonds, Series 2021-A, Class I, 3.00% 1/1/2052	6,440	6,185
Mortgage Fin. Auth., Single Family Mortgage Program Bonds, Series 2021-C, Class I, 3.00% 1/1/2052	3,985	3,823
Mortgage Fin. Auth., Single Family Mortgage Program Bonds, Series 2021-D, Class I, 3.00% 7/1/2052	3,045	2,918
Mortgage Fin. Auth., Single Family Mortgage Program Bonds, Series 2023-C, Class I, 5.75% 3/1/2054	4,255	4,590
Municipal Energy Acquisition Auth., Gas Supply Rev. Ref. and Acquisition Bonds, Series 2019, 5.00% 11/1/2039 (put 5/1/2025)	8,430	8,625
Severance Tax Bonds, Series 2022-A, 5.00% 7/1/2027	2,000	2,160
		84,381

# Limited Term Tax-Exempt Bond Fund of America (continued)

Bonds, notes & other debt instruments (continued)	Principal amount (000)	Value (000)
<b>New York 7.58%</b>		
Build NYC Resource Corp., Rev. Ref. Bonds (Ethical Culture Fieldston School Project), Series 2015, 5.00% 6/1/2024	USD395	\$ 400
Dormitory Auth., Rev. Bonds (State University of New York Dormitory Facs.), Series 2021-B, 5.00% 7/1/2030	590	674
Dormitory Auth., State Personal Income Tax Rev. Bonds (General Purpose), Series 2022-A, 5.00% 3/15/2028	1,500	1,639
Dormitory Auth., State Personal Income Tax Rev. Bonds (General Purpose), Series 2017-B, 5.00% 2/15/2030	9,040	9,763
Dormitory Auth., State Personal Income Tax Rev. Bonds (General Purpose), Series 2020-D, 5.00% 2/15/2030	3,640	4,130
Dormitory Auth., State Personal Income Tax Rev. Bonds (General Purpose), Series 2018-A, 5.00% 3/15/2030	7,300	8,055
Dormitory Auth., State Personal Income Tax Rev. Bonds (General Purpose), Series 2020-A, 5.00% 3/15/2030	4,500	5,113
Dormitory Auth., State Personal Income Tax Rev. Bonds (General Purpose), Series 2021-A, 5.00% 3/15/2030	2,475	2,812
Dormitory Auth., State Personal Income Tax Rev. Bonds (General Purpose), Series 2020-A-2, 5.00% 3/15/2031	3,170	3,632
Dormitory Auth., State Personal Income Tax Rev. Bonds (General Purpose), Series 2020-A, 5.00% 3/15/2032	5,000	5,712
Dormitory Auth., State Personal Income Tax Rev. Bonds (General Purpose), Series 2022-A, 5.00% 3/15/2032	4,400	5,144
Dormitory Auth., State Personal Income Tax Rev. Bonds (General Purpose), Series 2019-D, 5.00% 2/15/2033	1,000	1,128
Dormitory Auth., State Sales Tax Rev. Bonds, Series 2018-C, 5.00% 3/15/2024 (escrowed to maturity)	3,625	3,666
Dormitory Auth., State Sales Tax Rev. Bonds, Series 2016-A, 5.00% 3/15/2028	1,740	1,843
Dormitory Auth., State Sales Tax Rev. Bonds, Series 2018-A, 5.00% 3/15/2033	1,405	1,533
Dormitory Auth., State Sales Tax Rev. Bonds, Series 2014-A, 5.00% 3/15/2038	1,000	1,009
Energy Research and Dev. Auth., Pollution Control Rev. Bonds (New York State Electric & Gas Corp. Project), Series 2004-C, 4.00% 4/1/2034	1,340	1,359
Environmental Facs. Corp., Revolving Funds Rev. Green Bonds (2010 Master Fncg. Program), Series 2022-B, 5.00% 9/15/2032	350	418
Environmental Facs. Corp., Revolving Funds Rev. Green Bonds (2010 Master Fncg. Program), Series 2022-B, 5.00% 9/15/2033	425	506
Environmental Facs. Corp., Revolving Funds Rev. Green Bonds (2010 Master Fncg. Program), Series 2022-B, 5.00% 9/15/2034	250	296
Environmental Facs. Corp., Solid Waste Disposal Rev. Ref. Bonds (Waste Management, Inc. Project), Series 2012, AMT, 3.875% 5/1/2030 (put 8/1/2023)	1,325	1,325
Housing Fin. Agcy., Affordable Housing Rev. Green Bonds, Series 2019-P, 1.55% 11/1/2023	2,765	2,749
Housing Fin. Agcy., Affordable Housing Rev. Green Bonds, Series 2019-I, 1.75% 5/1/2024	530	521
Housing Fin. Agcy., Affordable Housing Rev. Green Bonds, Series 2020-K, 0.70% 11/1/2024	6,415	6,167
Housing Fin. Agcy., Affordable Housing Rev. Green Bonds, Series 2020-E, 0.85% 11/1/2024	970	930
Housing Fin. Agcy., Affordable Housing Rev. Green Bonds, Series 2020-E, 0.95% 5/1/2025	2,000	1,884
Housing Fin. Agcy., Affordable Housing Rev. Green Bonds, Series 2020-L-2, 0.75% 11/1/2025	20,465	18,854
Housing Fin. Agcy., Affordable Housing Rev. Green Bonds, Series 2020-M-2, 0.75% 11/1/2025	5,500	5,084
Housing Fin. Agcy., Affordable Housing Rev. Green Bonds, Series 2020-E, 1.10% 5/1/2026	2,250	2,063
Housing Fin. Agcy., Affordable Housing Rev. Green Bonds, Series 2020-L-1, 1.45% 5/1/2029	1,560	1,357
Housing Fin. Agcy., Affordable Housing Rev. Green Bonds, Series 2021-D-2, 0.65% 11/1/2056 (put 11/1/2025)	5,360	4,937
Housing Fin. Agcy., Affordable Housing Rev. Green Bonds, Series 2021-E-2, 0.65% 11/1/2056 (put 11/1/2025)	3,225	2,964
Housing Fin. Agcy., Affordable Housing Rev. Green Bonds, Series 2021-I-2, 0.70% 11/1/2056 (put 11/1/2025)	3,795	3,514
Housing Fin. Agcy., Affordable Housing Rev. Green Bonds, Series 2021-K-2, 1.00% 11/1/2061 (put 11/1/2026)	2,245	2,044
Housing Fin. Agcy., Affordable Housing Rev. Green Bonds, Series 2021-J-2, 1.10% 11/1/2061 (put 5/1/2027)	20,915	18,553
Housing Fin. Agcy., Affordable Housing Rev. Green Bonds, Series 2023-A-2, 3.60% 11/1/2062 (put 5/1/2027)	13,640	13,592
Housing Fin. Agcy., Affordable Housing Rev. Green Bonds, Series 2023-A-2, 3.75% 11/1/2062 (put 11/1/2029)	15,000	15,082
Housing Fin. Agcy., Affordable Housing Rev. Ref. Bonds, Series 2020-H, 1.75% 5/1/2030	1,685	1,443
Liberty Dev. Corp., Liberty Rev. Ref. Green Bonds (4 World Trade Center Project), Series 2021-A, 1.45% 11/15/2029	1,650	1,416
Liberty Dev. Corp., Liberty Rev. Ref. Green Bonds (4 World Trade Center Project), Series 2021-A, 1.70% 11/15/2030	4,000	3,424
Liberty Dev. Corp., Liberty Rev. Ref. Green Bonds (4 World Trade Center Project), Series 2021-A, 1.90% 11/15/2031	2,000	1,708
Long Island Power Auth., Electric System General Rev. Bonds, Series 2014-C, 4.394% 5/1/2033 (put 10/1/2023) <sup>1</sup>	2,670	2,670
Long Island Power Auth., Electric System General Rev. Bonds, Series 2015-C, (1-month USD-LIBOR x 0.70 + 0.75%) 4.394% 5/1/2033 (put 10/1/2023) <sup>1,3</sup>	3,340	3,340
Metropolitan Transportation Auth., Transportation Rev. Bonds, Series 2013-E, 5.00% 11/15/2023	350	351
Metropolitan Transportation Auth., Transportation Rev. Bonds, Series 2014-C, 5.00% 11/15/2024	5,050	5,127
Metropolitan Transportation Auth., Transportation Rev. Bonds, Series 2015-A-1, 5.00% 11/15/2027	3,150	3,222
Metropolitan Transportation Auth., Transportation Rev. Bonds, Series 2015-A-2, 5.00% 11/15/2045 (put 5/15/2030)	20,100	21,654
Metropolitan Transportation Auth., Transportation Rev. Ref. Bonds, Series 2016-B, 5.00% 11/15/2024	1,165	1,183
Metropolitan Transportation Auth., Transportation Rev. Ref. Bonds, Series 2015-F, 5.00% 11/15/2027	2,815	2,901
Metropolitan Transportation Auth., Transportation Rev. Ref. Bonds, Series 2002-D-2-A-1, Assured Guaranty Municipal insured, (USD-SOFR x 0.67 + 0.55%) 4.107% 11/1/2032 (put 4/1/2024) <sup>1</sup>	5,000	5,003

# Limited Term Tax-Exempt Bond Fund of America (continued)

Bonds, notes & other debt instruments (continued)	Principal amount (000)	Value (000)
<b>New York (continued)</b>		
Metropolitan Transportation Auth., Transportation Rev. Ref. Bonds, Series 2002-D-2-B, Assured Guaranty Municipal insured, (USD-SOFR x 0.67 + 0.55%) 4.107% 11/1/2032 (put 4/1/2024) <sup>1</sup>	USD4,025	\$ 4,027
Metropolitan Transportation Auth., Transportation Rev. Ref. Bonds, Series 2002-D-2-A-2, Assured Guaranty Municipal insured, (USD-SOFR x 0.67 + 0.80%) 4.65% 11/1/2032 (put 4/1/2026) <sup>1</sup>	3,990	3,976
Metropolitan Transportation Auth., Transportation Rev. Ref. Green Bonds, Series 2017-B, 5.00% 11/15/2023	1,035	1,038
Metropolitan Transportation Auth., Transportation Rev. Ref. Green Bonds, Series 2017-C-1, 5.00% 11/15/2023	305	306
Metropolitan Transportation Auth., Transportation Rev. Ref. Green Bonds, Series 2017-C-1, 5.00% 11/15/2025	2,250	2,317
Metropolitan Transportation Auth., Transportation Rev. Ref. Green Bonds, Series 2018-B, 5.00% 11/15/2025	1,700	1,751
Metropolitan Transportation Auth., Transportation Rev. Ref. Green Bonds, Series 2017-C-1, 5.00% 11/15/2027	535	567
Metropolitan Transportation Auth., Transportation Rev. Ref. Green Bonds, Series 2017-B, 5.00% 11/15/2028	1,185	1,272
Metropolitan Transportation Auth., Transportation Rev. Ref. Green Bonds, Series 2017-C-1, 5.00% 11/15/2029	1,945	2,073
Metropolitan Transportation Auth., Transportation Rev. Ref. Green Bonds, Series 2020-E, 5.00% 11/15/2032	1,050	1,158
Mortgage Agcy., Homeowner Mortgage Rev. Bonds, Series 235, AMT, 0.55% 10/1/2023	380	378
Mortgage Agcy., Homeowner Mortgage Rev. Bonds, Series 235, AMT, 0.65% 4/1/2024	715	700
Mortgage Agcy., Homeowner Mortgage Rev. Bonds, Series 235, AMT, 0.75% 10/1/2024	825	796
Mortgage Agcy., Homeowner Mortgage Rev. Bonds, Series 223, 2.25% 4/1/2030	1,320	1,181
Mortgage Agcy., Homeowner Mortgage Rev. Bonds, Series 52, AMT, 3.50% 10/1/2030	365	361
Mortgage Agcy., Homeowner Mortgage Rev. Bonds, Series 191, AMT, 3.50% 10/1/2034	20	20
Mortgage Agcy., Homeowner Mortgage Rev. Bonds, Series 225, 2.00% 10/1/2035	1,675	1,299
Mortgage Agcy., Homeowner Mortgage Rev. Bonds, Series 206, AMT, 4.00% 10/1/2037	945	934
Mortgage Agcy., Homeowner Mortgage Rev. Bonds, Series 48, 2.625% 4/1/2041	15	15
Mortgage Agcy., Homeowner Mortgage Rev. Bonds, Series 197, 3.50% 10/1/2044	3,130	3,091
Mortgage Agcy., Homeowner Mortgage Rev. Bonds, Series 233, 3.00% 10/1/2045	12,960	12,467
Mortgage Agcy., Homeowner Mortgage Rev. Bonds, Series 200, 3.50% 10/1/2045	1,100	1,090
Mortgage Agcy., Homeowner Mortgage Rev. Bonds, Series 195, 4.00% 10/1/2046	790	786
Mortgage Agcy., Homeowner Mortgage Rev. Bonds, Series 203, 3.50% 10/1/2047	2,450	2,415
Mortgage Agcy., Homeowner Mortgage Rev. Bonds, Series 213, 4.25% 10/1/2047	1,150	1,146
Mortgage Agcy., Homeowner Mortgage Rev. Bonds, Series 217, 4.00% 10/1/2049	7,035	6,980
Mortgage Agcy., Homeowner Mortgage Rev. Bonds, Series 239, 3.25% 10/1/2051	4,055	3,914
Mortgage Agcy., Homeowner Mortgage Rev. Bonds, Series 242, 3.50% 10/1/2052	3,625	3,538
New York City G.O. Bonds, Series 2014-G, 5.00% 8/1/2023	1,550	1,550
New York City G.O. Bonds, Series 2018-C, 5.00% 8/1/2027	1,200	1,295
New York City G.O. Bonds, Series 2015-C, 5.00% 8/1/2028	1,000	1,025
New York City G.O. Bonds, Series 2017-C, 5.00% 8/1/2028	4,300	4,595
New York City G.O. Bonds, Series 2020-B-1, 5.00% 10/1/2028	1,400	1,547
New York City G.O. Bonds, Series 2016-C, 5.00% 8/1/2029	1,000	1,045
New York City G.O. Bonds, Series 2023-F-1, 5.00% 8/1/2029	5,000	5,609
New York City G.O. Bonds, Series 2008-L-6, 5.00% 4/1/2030	2,000	2,227
New York City G.O. Bonds, Series 2019-E, 5.00% 8/1/2030	2,150	2,389
New York City G.O. Bonds, Series 2020-C-1, 5.00% 8/1/2030	12,815	14,642
New York City G.O. Bonds, Series 2021-1, 5.00% 8/1/2030	4,310	4,925
New York City G.O. Bonds, Series 2023-F-1, 5.00% 8/1/2030	2,500	2,856
New York City G.O. Bonds, Series 2022-B, 5.00% 8/1/2031	1,200	1,393
New York City G.O. Bonds, Series 2022-C, 5.00% 8/1/2031	9,000	10,445
New York City G.O. Bonds, Series 2008-L-5, 5.00% 4/1/2032	1,030	1,188
New York City G.O. Bonds, Series 2021-A-1, 5.00% 8/1/2032	4,435	5,141
New York City G.O. Bonds, Series 2019-E, 5.00% 8/1/2033	1,000	1,107
New York City G.O. Bonds, Series 2022-B-1, 5.00% 10/1/2033	1,000	1,177
New York City G.O. Bonds, Series 2023-F-1, 5.00% 8/1/2034	2,000	2,372
New York City G.O. Bonds, Series 2022-A-1, 5.00% 9/1/2034	1,645	1,925
New York City G.O. Bonds, Series 2023-F-1, 5.00% 8/1/2035	1,000	1,173
New York City G.O. Bonds, Series 2014-D-3, 5.00% 8/1/2038 (put 2/1/2024)	1,015	1,016
New York City G.O. Bonds, Series 2015-F-4, 5.00% 6/1/2044 (put 12/1/2025)	3,210	3,303
New York City Health and Hospitals Corp., Health System Bonds, Series 2020-A, 5.00% 2/15/2024	375	378
New York City Health and Hospitals Corp., Health System Bonds, Series 2020-A, 5.00% 2/15/2026	2,055	2,155
New York City Health and Hospitals Corp., Health System Bonds, Series 2020-A, 5.00% 2/15/2027	2,675	2,867
New York City Housing Dev. Corp., Multi Family Housing Rev. Bonds (8 Spruce Street), Series 2014-E, 3.50% 2/15/2048	320	314
New York City Housing Dev. Corp., Multi Family Housing Rev. Bonds (Sustainable Dev. Bonds), Series 2022-A, 2.75% 11/1/2033	2,250	2,034
New York City Housing Dev. Corp., Multi Family Housing Rev. Bonds (Sustainable Dev. Bonds), Series 2020-D-2, 0.70% 5/1/2060 (put 11/1/2024)	1,450	1,380



# Limited Term Tax-Exempt Bond Fund of America (continued)

Bonds, notes & other debt instruments (continued)	Principal amount (000)	Value (000)
<b>New York (continued)</b>		
New York City Housing Dev. Corp., Multi Family Housing Rev. Bonds (Sustainable Dev. Bonds), Series 2020-A-3, 1.125% 5/1/2060 (put 11/1/2024)	USD2,900	\$ 2,791
New York City Housing Dev. Corp., Multi Family Housing Rev. Bonds (Sustainable Dev. Bonds), Series 2021-C-2, 0.70% 11/1/2060 (put 7/1/2025)	4,560	4,264
New York City Housing Dev. Corp., Multi Family Housing Rev. Bonds (Sustainable Neighborhood Bonds), Series 2019-G-1-A, 2.25% 11/1/2031	1,150	1,003
New York City Housing Dev. Corp., Multi Family Housing Rev. Bonds (Sustainable Neighborhood Bonds), Series 2020-I-2, 0.70% 11/1/2060 (put 5/1/2025)	14,905	13,894
New York City Housing Dev. Corp., Multi Family Housing Rev. Green Bonds (Sustainable Dev. Bonds), Series 2020-A-1-B, 2.10% 5/1/2032	1,055	902
New York City Housing Dev. Corp., Multi Family Housing Rev. Green Bonds (Sustainable Dev. Bonds), Series 2022-A, 2.80% 11/1/2034	2,520	2,257
New York City Housing Dev. Corp., Multi Family Housing Rev. Green Bonds (Sustainable Dev. Bonds), Series 2021-C-1, 2.10% 11/1/2036	1,340	1,027
New York City Housing Dev. Corp., Multi Family Housing Rev. Green Bonds (Sustainable Dev. Bonds), Series 2021-F-2, 0.60% 5/1/2061 (put 7/1/2025)	9,230	8,557
New York City Industrial Dev. Agcy., PILOT Rev. Ref. Bonds (Queens Baseball Stadium Project), Series 2021-A, Assured Guaranty Municipal insured, 5.00% 1/1/2025	1,000	1,022
New York City Municipal Water Fin. Auth., Water and Sewer System Second General Resolution Rev. Bonds, Series 2021-DD, 5.00% 6/15/2029	465	527
New York City Municipal Water Fin. Auth., Water and Sewer System Second General Resolution Rev. Bonds, Series 2023-DD, 5.00% 6/15/2034	3,080	3,701
New York City Municipal Water Fin. Auth., Water and Sewer System Second General Resolution Rev. Bonds, Series 2022-CC-2, 5.00% 6/15/2035	4,520	5,260
New York City Transitional Fin. Auth., Future Tax Secured Bonds, Series 2018-1, 5.00% 11/1/2025	420	437
New York City Transitional Fin. Auth., Future Tax Secured Bonds, Series 2022-B-1, 5.00% 8/1/2027	3,195	3,445
New York City Transitional Fin. Auth., Future Tax Secured Bonds, Series 2015-C, 5.00% 11/1/2027	5,000	5,158
New York City Transitional Fin. Auth., Future Tax Secured Bonds, Series 2017-C, 5.00% 11/1/2028	1,000	1,073
New York City Transitional Fin. Auth., Future Tax Secured Bonds, Series 2021-A-1, 5.00% 11/1/2030	3,625	4,159
New York City Transitional Fin. Auth., Future Tax Secured Bonds, Series 2020-C-1, 5.00% 5/1/2031	760	869
New York City Transitional Fin. Auth., Future Tax Secured Bonds, Series 2021-A-1, 5.00% 11/1/2031	2,000	2,331
New York City Transitional Fin. Auth., Future Tax Secured Bonds, Series 2020-C-1, 5.00% 5/1/2032	1,000	1,143
New York City Transitional Fin. Auth., Future Tax Secured Bonds, Series 2021-A, 5.00% 11/1/2032	4,500	5,145
New York City Transitional Fin. Auth., Future Tax Secured Bonds, Series 2022-A-1, 5.00% 8/1/2035	1,200	1,394
Port Auth., Consolidated Bonds, Series 195, AMT, 5.00% 10/1/2025	1,540	1,586
Port Auth., Consolidated Bonds, Series 221, AMT, 5.00% 7/15/2028	1,000	1,074
Port Auth., Consolidated Bonds, Series 207, AMT, 5.00% 9/15/2028	10,000	10,602
Port Auth., Consolidated Bonds, Series 227, AMT, 2.00% 10/1/2031	1,505	1,263
Port Auth., Consolidated Rev. Ref. Bonds, Series 186, AMT, 5.00% 10/15/2023	5,000	5,012
Power Auth., Rev. Bonds (Green Transmission Project), Series 2022-A, Assured Guaranty Municipal insured, 5.00% 11/15/2032	1,000	1,186
Power Auth., Rev. Bonds (Green Transmission Project), Series 2022-A, Assured Guaranty Municipal insured, 5.00% 11/15/2034	865	1,020
Suffolk County Econ. Dev. Corp., Rev. Ref. Bonds (Peconic Landing at Southold, Inc. Project), Series 2010, 3.125% 12/1/2025	225	218
Thruway Auth., General Rev. Ref. Bonds, Series 2018-L, 5.00% 1/1/2030	1,000	1,089
Transportation Dev. Corp., Special Fac. Rev. Bonds (Terminal Four John F. Kennedy International Airport Project), Series 2020-A, AMT, 5.00% 12/1/2023	1,500	1,505
Transportation Dev. Corp., Special Fac. Rev. Bonds (Terminal Four John F. Kennedy International Airport Project), Series 2020-A, AMT, 5.00% 12/1/2024	2,690	2,729
Transportation Dev. Corp., Special Fac. Rev. Bonds (Terminal Four John F. Kennedy International Airport Project), Series 2020-C, 5.00% 12/1/2026	1,000	1,049
Transportation Dev. Corp., Special Fac. Rev. Bonds (Terminal Four John F. Kennedy International Airport Project), Series 2022, AMT, 5.00% 12/1/2026	1,000	1,037
Transportation Dev. Corp., Special Fac. Rev. Bonds (Terminal Four John F. Kennedy International Airport Project), Series 2020-C, 5.00% 12/1/2027	1,340	1,426
Transportation Dev. Corp., Special Fac. Rev. Bonds (Terminal Four John F. Kennedy International Airport Project), Series 2020-C, 5.00% 12/1/2029	810	884
Transportation Dev. Corp., Special Fac. Rev. Bonds (Terminal Four John F. Kennedy International Airport Project), Series 2020-A, AMT, 5.00% 12/1/2030	1,150	1,241
Transportation Dev. Corp., Special Fac. Rev. Bonds (Terminal Four John F. Kennedy International Airport Project), Series 2022, AMT, 5.00% 12/1/2032	8,900	9,747

# Limited Term Tax-Exempt Bond Fund of America (continued)

Bonds, notes & other debt instruments (continued)	Principal amount (000)	Value (000)
<b>New York (continued)</b>		
Transportation Dev. Corp., Special Fac. Rev. Bonds (Terminal Four John F. Kennedy International Airport Project), Series 2020-A, AMT, 5.00% 12/1/2035	USD550	\$ 585
Transportation Dev. Corp., Special Facs. Bonds (LaGuardia Airport Terminal B Redev. Project), Series 2016-A, AMT, 4.00% 7/1/2033	4,000	3,947
Triborough Bridge and Tunnel Auth., General Rev. Ref. Bonds (MTA Bridges and Tunnels), Series 2023-A, 5.00% 11/15/2027	6,430	7,021
Triborough Bridge and Tunnel Auth., Payroll Mobility Tax Rev. Ref. Green Bonds (MTA Bridges and Tunnels), Series 2022-E-2B, 5.00% 11/15/2032	2,755	3,276
Triborough Bridge and Tunnel Auth., Payroll Mobility Tax Rev. Ref. Green Bonds (MTA Bridges and Tunnels), Series 2023-A, 5.00% 11/15/2034	450	538
City of Troy Capital Resource Corp., Rev. Ref. Bonds (Rensselaer Polytechnic Institute Project), Series 2020-A, 5.00% 9/1/2030	1,375	1,522
Urban Dev. Corp., State Personal Income Tax Rev. Bonds (General Purpose), Series 2016-A, 5.00% 3/15/2028	4,520	4,733
Urban Dev. Corp., State Personal Income Tax Rev. Bonds (General Purpose), Series 2020-C, 5.00% 3/15/2028	2,750	3,005
Urban Dev. Corp., State Personal Income Tax Rev. Bonds (General Purpose), Series 2014-A, 5.00% 3/15/2029	1,500	1,514
Urban Dev. Corp., State Personal Income Tax Rev. Bonds (General Purpose), Series 2020-A, 5.00% 3/15/2029	1,750	1,951
Urban Dev. Corp., State Personal Income Tax Rev. Bonds (General Purpose), Series 2016-A, 5.00% 3/15/2030	2,250	2,355
Urban Dev. Corp., State Personal Income Tax Rev. Bonds (General Purpose), Series 2020-C, 5.00% 3/15/2030	2,000	2,271
Urban Dev. Corp., State Personal Income Tax Rev. Bonds (General Purpose), Series 2020-C, 5.00% 3/15/2031	1,000	1,146
Utility Debt Securitization Auth., Restructuring Bonds, Series 2017, 5.00% 12/15/2025	1,320	1,328
		504,782
<b>North Carolina 1.01%</b>		
City of Charlotte, Charlotte Douglas International Airport, Airport Rev. Ref. Bonds, Series 2014-A, 5.00% 7/1/2026	2,000	2,028
G.O. Public Improvement Bonds (Connect NC), Series 2018-A, 5.00% 6/1/2031	5,730	6,347
G.O. Public Improvement Bonds (Connect NC), Series 2019-B, 2.00% 6/1/2033	2,500	2,179
Housing Fin. Agcy., Home Ownership Rev. and Rev. Ref. Bonds (1998 Trust Agreement), Series 45, 3.00% 7/1/2051	3,405	3,278
Housing Fin. Agcy., Home Ownership Rev. Bonds, Series 40, 4.25% 7/1/2047	485	484
Housing Fin. Agcy., Home Ownership Rev. Bonds, Series 41, 4.00% 1/1/2050	1,705	1,692
Housing Fin. Agcy., Home Ownership Rev. Bonds, Series 47, 3.00% 7/1/2051	13,015	12,500
Housing Fin. Agcy., Home Ownership Rev. Bonds, Series 50, 5.50% 1/1/2054	10,870	11,634
Housing Fin. Agcy., Home Ownership Rev. Bonds (1998 Trust Agreement), Series 49, 6.00% 7/1/2053	6,375	6,858
Housing Fin. Agcy., Home Ownership Rev. Ref. Bonds, Series 37-A, AMT, 3.50% 7/1/2039	1,520	1,497
Housing Fin. Agcy., Home Ownership Rev. Ref. Bonds, Series 38-B, 4.00% 7/1/2047	980	973
Housing Fin. Agcy., Home Ownership Rev. Ref. Bonds, Series 39-B, 4.00% 7/1/2048	1,275	1,265
Housing Fin. Agcy., Home Ownership Rev. Ref. Bonds, Series 42, 4.00% 1/1/2050	1,185	1,174
Housing Fin. Agcy., Home Ownership Rev. Ref. Bonds, Series 44, 4.00% 7/1/2050	7,430	7,365
Housing Fin. Agcy., Home Ownership Rev. Ref. Bonds, Series 46-A, 3.00% 7/1/2051	2,795	2,686
Raleigh-Durham Airport Auth., Airport Rev. Ref. Bonds, Series 2020-A, AMT, 5.00% 5/1/2029	1,500	1,620
Raleigh-Durham Airport Auth., Airport Rev. Ref. Bonds, Series 2017-A, AMT, 5.00% 5/1/2030	1,000	1,052
Raleigh-Durham Airport Auth., Airport Rev. Ref. Bonds, Series 2017-A, AMT, 5.00% 5/1/2031	1,000	1,051
Raleigh-Durham Airport Auth., Airport Rev. Ref. Bonds, Series 2020-A, AMT, 5.00% 5/1/2031	1,370	1,494
		67,177
<b>North Dakota 0.79%</b>		
County of Cass, Joint Water Resource Dist., Temporary Rev. Ref. Improvement Bonds, Series 2021-A, 0.48% 5/1/2024	9,005	8,687
Housing Fin. Agcy., Homeownership Rev. Bonds (Home Mortgage Fin. Program), Series 2016-D, 3.50% 7/1/2046	8,220	8,088
Housing Fin. Agcy., Housing Fin. Program Bonds (Home Mortgage Fin. Program), Series 2015-B, 4.00% 1/1/2036	145	144
Housing Fin. Agcy., Housing Fin. Program Bonds (Home Mortgage Fin. Program), Series 2015-A, 4.00% 1/1/2038	85	85
Housing Fin. Agcy., Housing Fin. Program Bonds (Home Mortgage Fin. Program), Series 2019-F, (SIFMA Municipal Swap Index + 0.20%) 4.18% 1/1/2043 (put 7/1/2024) <sup>1</sup>	2,225	2,224
Housing Fin. Agcy., Housing Fin. Program Bonds (Home Mortgage Fin. Program), Series 2015-D, 4.00% 7/1/2046	1,390	1,384
Housing Fin. Agcy., Housing Fin. Program Bonds (Home Mortgage Fin. Program), Series 2016-B, AMT, 4.00% 1/1/2047	915	904
Housing Fin. Agcy., Housing Fin. Program Bonds (Home Mortgage Fin. Program), Series 2017-D, 4.00% 1/1/2048	4,455	4,422
Housing Fin. Agcy., Housing Fin. Program Bonds (Home Mortgage Fin. Program), Series 2017-F, 4.00% 7/1/2048	375	372
Housing Fin. Agcy., Housing Fin. Program Bonds (Home Mortgage Fin. Program), Series 2018-D, 4.25% 1/1/2049	1,580	1,575
Housing Fin. Agcy., Housing Fin. Program Bonds (Home Mortgage Fin. Program), Series 2019-A, 4.25% 7/1/2049	1,315	1,311
Housing Fin. Agcy., Housing Fin. Program Bonds (Home Mortgage Fin. Program), Series 2019-F, 3.75% 7/1/2050	1,150	1,133



# Limited Term Tax-Exempt Bond Fund of America (continued)

Bonds, notes & other debt instruments (continued)	Principal amount (000)	Value (000)
<b>North Dakota (continued)</b>		
Housing Fin. Agcy., Housing Fin. Program Bonds (Home Mortgage Fin. Program), Series 2020-B, 3.00% 7/1/2051	USD2,450	\$ 2,361
Housing Fin. Agcy., Housing Fin. Program Bonds (Home Mortgage Fin. Program), Series 2021-A, 3.00% 1/1/2052	4,875	4,689
Housing Fin. Agcy., Housing Fin. Program Bonds (Home Mortgage Fin. Program), Series 2021-B, 3.00% 7/1/2052	8,740	8,357
Housing Fin. Agcy., Housing Fin. Program Bonds (Home Mortgage Fin. Program), Series 2023-A, 5.75% 7/1/2053	3,275	3,494
Housing Fin. Agcy., Housing Fin. Program Bonds (Home Mortgage Fin. Program), Series 2023-D, 5.75% 1/1/2054	3,340	3,590
		<u>52,820</u>
<b>Ohio 2.29%</b>		
Air Quality Dev. Auth., Air Quality Dev. Rev. Ref. Bonds (Duke Energy Corp. Project), Series 2022-B, AMT, 4.25% 11/1/2039 (put 6/1/2027)	9,205	9,131
Air Quality Dev. Auth., Air Quality Rev. Bonds (Ohio Valley Electric Corp. Project), Series 2009-B, 1.375% 2/1/2026 (put 11/1/2024)	2,650	2,521
Air Quality Dev. Auth., Air Quality Rev. Bonds (Ohio Valley Electric Corp. Project), Series 2009-C, 1.50% 2/1/2026 (put 11/4/2025)	655	600
Air Quality Dev. Auth., Air Quality Rev. Bonds (Ohio Valley Electric Corp. Project), Series 2009-A, 2.875% 2/1/2026	1,000	947
Air Quality Dev. Auth., Air Quality Rev. Ref. Bonds (American Electric Co. Project), Series 2005-C, AMT, 2.10% 4/1/2028 (put 10/1/2024)	7,935	7,685
Air Quality Dev. Auth., Air Quality Rev. Ref. Bonds (American Electric Co. Project), Series 2005-A, AMT, 2.10% 1/1/2029 (put 10/1/2024)	15,000	14,527
Air Quality Dev. Auth., Air Quality Rev. Ref. Bonds (Ohio Valley Electric Corp. Project), Series 2019-A, 3.25% 9/1/2029	1,000	944
Akron, Bath and Copley Joint Township Hospital Dist., Hospital Facs. Rev. Ref. Bonds (Summa Health Obligated Group), Series 2020, 5.00% 11/15/2028	680	712
Akron, Bath and Copley Joint Township Hospital Dist., Hospital Facs. Rev. Ref. Bonds (Summa Health Obligated Group), Series 2020, 5.00% 11/15/2030	350	374
County of Allen, Hospital Facs. Rev. Bonds (Mercy Health), Series 2017-A, 5.00% 8/1/2027	570	610
Capital Facs. Lease Appropriation Bonds, Series 2021-A, 5.00% 2/1/2029	1,945	2,162
Capital Facs. Lease Appropriation Bonds, Series 2021-A, 5.00% 4/1/2029	510	569
Capital Facs. Lease Appropriation Bonds, Series 2021-A, 5.00% 4/1/2030	840	954
City of Cleveland, Water Rev. Bonds, Series 2020-FF, 5.00% 1/1/2027	1,100	1,175
County of Cuyahoga, Hospital Rev. Bonds (MetroHealth System), Series 2017, 5.00% 2/15/2025	950	964
County of Cuyahoga, Hospital Rev. Bonds (MetroHealth System), Series 2017, 5.00% 2/15/2026	1,000	1,019
County of Cuyahoga, Hospital Rev. Bonds (MetroHealth System), Series 2017, 5.00% 2/15/2027	1,500	1,544
County of Cuyahoga, Metropolitan Housing Auth., Multi Family Housing Rev. Bonds (Wade Park Apartments), Series 2022, 4.75% 12/1/2027 (put 12/1/2025)	2,715	2,753
City of Dayton, Metropolitan Housing Auth., Multi Family Housing Rev. Bonds (Southern Montgomery Apartments Project), Series 2021-A, 0.32% 9/1/2024 (put 9/1/2023)	1,205	1,200
G.O. Highway Capital Improvement Bonds, Series 2022-X, 5.00% 5/1/2027	270	290
G.O. Highway Capital Improvement Bonds, Series 2022-X, 5.00% 5/1/2028	625	687
County of Hamilton, Hospital Facs. Rev. Bonds (UC Health), Series 2014, 5.00% 2/1/2025	400	401
County of Hamilton, Metropolitan Sewer Dist. of Greater Cincinnati, Sewer System Rev. Ref. Bonds, Series 2019-A, 5.00% 12/1/2029	1,000	1,131
Healthcare Fac. Rev. Bonds (Otterbein Homes Obligated Group), Series 2021-B, 4.00% 7/1/2024	160	159
Higher Educational Facs. Commission, Healthcare Fac. Rev. Bonds (Ashtabula County Medical Center Obligated Group), Series 2022, 5.00% 1/1/2026	300	305
Higher Educational Facs. Commission, Healthcare Fac. Rev. Bonds (Ashtabula County Medical Center Obligated Group), Series 2022, 5.00% 1/1/2027	545	561
Higher Educational Facs. Commission, Higher Educational Facs. Rev. Bonds (John Carroll University Project), Series 2022, 5.00% 10/1/2032	1,000	1,063
Hospital Rev. Ref. Bonds (Cleveland Clinic Health System Obligated Group), Series 2021-B, 5.00% 1/1/2025	1,180	1,208
Hospital Rev. Ref. Bonds (Cleveland Clinic Health System Obligated Group), Series 2021-B, 5.00% 1/1/2030	2,500	2,802
Housing Fin. Agcy., Multi Family Housing Rev. Bonds (Franklin Manor North Project), Series 2021, 0.25% 9/1/2024 (put 9/1/2023)	440	438
Housing Fin. Agcy., Multi Family Housing Rev. Bonds (Glen Meadows Apartments Project), Series 2021-A, 0.40% 11/1/2024 (put 11/1/2023)	3,080	3,046
Housing Fin. Agcy., Multi Family Housing Rev. Bonds (Marianna Terrace Apartments), Series 2022-A, 1.30% 3/1/2025 (put 3/1/2024)	4,270	4,196
Housing Fin. Agcy., Multi Family Housing Rev. Bonds (Post Oak Station Project), Series 2022, 3.35% 7/1/2025 (put 7/1/2024)	4,150	4,101
Housing Fin. Agcy., Residential Mortgage Rev. Bonds (Mortgage-Backed Securities Program), Series 2016-K, 3.50% 9/1/2046	1,350	1,329

# Limited Term Tax-Exempt Bond Fund of America (continued)

Bonds, notes & other debt instruments (continued)	Principal amount (000)	Value (000)
<b>Ohio (continued)</b>		
Housing Fin. Agcy., Residential Mortgage Rev. Bonds (Mortgage-Backed Securities Program), Series 2016-D, 4.00% 3/1/2047	USD1,365	\$ 1,356
Housing Fin. Agcy., Residential Mortgage Rev. Bonds (Mortgage-Backed Securities Program), Series 2017-B, AMT, 4.50% 3/1/2047	895	891
Housing Fin. Agcy., Residential Mortgage Rev. Bonds (Mortgage-Backed Securities Program), Series 2017-D, 4.00% 3/1/2048	5,025	4,990
Housing Fin. Agcy., Residential Mortgage Rev. Bonds (Mortgage-Backed Securities Program), Series 2019-A, 4.50% 9/1/2049	1,900	1,905
Housing Fin. Agcy., Residential Mortgage Rev. Bonds (Mortgage-Backed Securities Program), Series 2019-B, 4.50% 3/1/2050	1,165	1,168
Housing Fin. Agcy., Residential Mortgage Rev. Bonds (Mortgage-Backed Securities Program), Series 2020-A, 3.75% 9/1/2050	9,105	8,965
Housing Fin. Agcy., Residential Mortgage Rev. Bonds (Mortgage-Backed Securities Program), Series 2021-C, 3.25% 3/1/2051	7,550	7,312
Housing Fin. Agcy., Residential Mortgage Rev. Bonds (Mortgage-Backed Securities Program), Series 2021-A, 3.00% 3/1/2052	1,745	1,680
Major New State Infrastructure Project Rev. Bonds, Series 2019-1, 5.00% 12/15/2028	4,570	5,078
Major New State Infrastructure Project Rev. Bonds, Series 2019-1, 5.00% 12/15/2029	3,125	3,541
Major New State Infrastructure Project Rev. Bonds, Series 2022-1, 5.00% 12/15/2032	1,000	1,148
Major New State Infrastructure Project Rev. Bonds, Series 2022-1, 5.00% 12/15/2033	1,000	1,147
Major New State Infrastructure Project Rev. Bonds, Series 2022-1, 5.00% 12/15/2034	1,000	1,138
Miami University, General Receipts and Rev. Ref. Bonds, Series 2022-A, 5.00% 9/1/2031	700	813
County of Montgomery, Hospital Facs. Rev. Bonds (Dayton Children's Hospital), Series 2021, 5.00% 8/1/2029	505	556
County of Montgomery, Hospital Facs. Rev. Bonds (Dayton Children's Hospital), Series 2021, 5.00% 8/1/2030	900	1,003
County of Montgomery, Hospital Facs. Rev. Bonds (Dayton Children's Hospital), Series 2021, 5.00% 8/1/2031	800	904
County of Montgomery, Hospital Facs. Rev. Bonds (Dayton Children's Hospital), Series 2021, 5.00% 8/1/2032	750	847
County of Montgomery, Hospital Facs. Rev. Bonds (Dayton Children's Hospital), Series 2021, 5.00% 8/1/2033	570	642
North East Ohio Regional Sewer Dist., Wastewater Improvement Rev. and Rev. Ref. Bonds, Series 2014, 5.00% 11/15/2044 (preref. 11/15/2024)	6,500	6,644
Private Activity Bonds (Portsmouth Bypass Project), Series 2015, AMT, Assured Guaranty Municipal insured, 5.00% 12/31/2023	2,590	2,603
Private Activity Bonds (Portsmouth Bypass Project), Series 2015, AMT, 5.00% 6/30/2024	655	662
Private Activity Bonds (Portsmouth Bypass Project), Series 2015, AMT, Assured Guaranty Municipal insured, 5.00% 12/31/2024	1,360	1,384
Private Activity Bonds (Portsmouth Bypass Project), Series 2015, AMT, Assured Guaranty Municipal insured, 5.00% 12/31/2026	865	879
Private Activity Bonds (Portsmouth Bypass Project), Series 2015, AMT, Assured Guaranty Municipal insured, 5.00% 12/31/2027	500	508
Rev. Bonds (Premier Health Partners Obligated Group), Series 2020, 5.00% 11/15/2032	1,000	1,057
Rev. Bonds (Premier Health Partners Obligated Group), Series 2020, 5.00% 11/15/2033	500	527
Turnpike and Infrastructure Commission, Rev. Ref. Bonds, Series 1998-A, National insured, 5.50% 2/15/2026	2,450	2,570
Turnpike and Infrastructure Commission, Turnpike Rev. Ref. Bonds (Infrastructure Projects), Series 2022-A, 5.00% 2/15/2030	3,575	4,063
County of Van Wert, Hospital Facs. Rev. Ref. and Improvement Bonds (Van Wert Health Obligated Group), Series 2020, 6.125% 12/1/2049 (preref. 12/1/2029)	6,000	6,974
Water Dev. Auth., Drinking Water Assistance Fund Rev. Green Bonds, Series 2022-A, 5.00% 6/1/2027	350	378
Water Dev. Auth., Drinking Water Assistance Fund Rev. Green Bonds, Series 2022-A, 5.00% 12/1/2027	385	420
Water Dev. Auth., Drinking Water Assistance Fund Rev. Green Bonds, Series 2022-A, 5.00% 6/1/2028	500	552
Water Dev. Auth., Drinking Water Assistance Fund Rev. Green Bonds, Series 2022-A, 5.00% 12/1/2028	650	725
Water Dev. Auth., Drinking Water Assistance Fund Rev. Green Bonds, Series 2022-A, 5.00% 6/1/2029	405	455
Water Dev. Auth., Drinking Water Assistance Fund Rev. Green Bonds, Series 2022-A, 5.00% 6/1/2031	50	58
Water Dev. Auth., Drinking Water Assistance Fund Rev. Green Bonds, Series 2022-A, 5.00% 12/1/2031	600	704
Water Dev. Auth., Drinking Water Assistance Fund Rev. Green Bonds, Series 2022-A, 5.00% 6/1/2032	300	354
Water Dev. Auth., Drinking Water Assistance Fund Rev. Green Bonds, Series 2022-A, 5.00% 12/1/2032	400	476
Water Dev. Auth., Drinking Water Assistance Fund Rev. Green Bonds, Series 2022-A, 5.00% 6/1/2033	350	417
Water Dev. Auth., Drinking Water Assistance Fund Rev. Green Bonds, Series 2022-A, 5.00% 12/1/2033	400	476
Water Dev. Auth., Drinking Water Assistance Fund Rev. Green Bonds, Series 2022-A, 5.00% 6/1/2034	300	356
Water Dev. Auth., Drinking Water Assistance Fund Rev. Green Bonds, Series 2022-A, 5.00% 12/1/2034	400	474
Water Dev. Auth., Water Pollution Control Loan Fund Rev. Bonds, Series 2019-A, 5.00% 6/1/2028	1,685	1,860
		<u>152,768</u>

# Limited Term Tax-Exempt Bond Fund of America (continued)

Bonds, notes & other debt instruments (continued)	Principal amount (000)	Value (000)
<b>Oklahoma 0.09%</b>		
Housing Fin. Agcy., Single Family Mortgage Rev. Bonds (Homeownership Loan Program), Series 2022-A, 5.00% 3/1/2052	USD570	\$ 587
Housing Fin. Agcy., Single Family Mortgage Rev. Bonds (Homeownership Loan Program), Series 2023-B, 5.75% 9/1/2053	4,165	4,525
Board of Regents of Oklahoma State University, General Rev. Ref. Bonds, Series 2020-A, 5.00% 9/1/2032	1,000	1,136
		<u>6,248</u>
<b>Oregon 1.90%</b>		
Dept. of Administrative Services, State Lottery Rev. Bonds, Series 2015-A, 5.00% 4/1/2026	330	340
County of Deschutes, Deschutes Public Library Dist., G.O. Bonds, Series 2021, 4.00% 6/1/2030	1,300	1,401
Facs. Auth., Rev. Bonds (University of Portland Projects), Series 2015-A, 5.00% 4/1/2031	600	618
G.O. Bonds, Series 2022-C, 5.00% 6/1/2028	1,630	1,798
G.O. Bonds (Article XI-Q State Projects), Series 2023-A, 5.00% 5/1/2027	1,143	1,232
G.O. Bonds (Article XI-Q State Projects), Series 2019-A, 5.00% 5/1/2028	2,585	2,845
G.O. Bonds (Article XI-Q State Projects), Series 2023-A, 5.00% 5/1/2030	3,245	3,717
G.O. Bonds (Veteran's Welfare Bonds Series 99B), Series 2020, 3.50% 12/1/2050	3,190	3,120
G.O. Bonds (Veteran's Welfare Bonds Series 108), Series 2021-O, 3.00% 12/1/2051	7,760	7,410
G.O. Bonds (Veteran's Welfare Bonds Series 109), Series 2022-D, 5.00% 12/1/2052	580	598
G.O. Bonds (Veteran's Welfare Bonds Series 111), Series 2023-E, 5.50% 12/1/2053	7,755	8,293
G.O. Rev. Ref. Bonds (Higher Education), Series 2020-N, 5.00% 8/1/2028	500	553
County of Gilliam, Solid Waste Disposal Rev. Bonds (Waste Management, Inc. Project), Series 2003-A, AMT, 3.95% 7/1/2038 (put 5/1/2024)	5,000	4,997
Housing and Community Services Dept., Housing Dev. Rev. Bonds (Anna Mann Apartments Project), Series 2021-AA, 0.75% 6/1/2041 (put 12/1/2024)	21,000	19,929
Housing and Community Services Dept., Housing Dev. Rev. Bonds (The Susan Emmons Apartments Project), Series 2021-S-2, 0.38% 6/1/2024 (put 12/1/2023)	11,660	11,489
Housing and Community Services Dept., Mortgage Rev. Bonds (Single Family Mortgage Program), Series 2019-A, 2.45% 7/1/2034	1,220	1,049
Housing and Community Services Dept., Mortgage Rev. Bonds (Single Family Mortgage Program), Series 2015-A, 3.50% 7/1/2036	755	748
Housing and Community Services Dept., Mortgage Rev. Bonds (Single Family Mortgage Program), Series 2017-G, AMT, 4.00% 1/1/2040	950	935
Housing and Community Services Dept., Mortgage Rev. Bonds (Single Family Mortgage Program), Series 2016-A, 4.00% 1/1/2047	195	194
Housing and Community Services Dept., Mortgage Rev. Bonds (Single Family Mortgage Program), Series 2017-A, 4.00% 7/1/2047	2,420	2,403
Housing and Community Services Dept., Mortgage Rev. Bonds (Single Family Mortgage Program), Series 2018-A, 4.50% 1/1/2049	925	925
Housing and Community Services Dept., Mortgage Rev. Bonds (Single Family Mortgage Program), Series 2020-A, 3.50% 1/1/2051	2,555	2,498
Housing and Community Services Dept., Mortgage Rev. Bonds (Single Family Mortgage Program), Series 2020-C, 3.00% 1/1/2052	4,525	4,361
Housing and Community Services Dept., Multi Family Housing Dev. Rev. Bonds (Plaza Los Amigos Apartments Project), Series 2022-T-2, 3.00% 2/1/2026 (put 2/1/2025)	1,420	1,399
City of Portland, Sewer System Rev. Bonds, Series 2020-A, 5.00% 3/1/2030	3,000	3,412
City of Portland, Sewer System Rev. Ref. Bonds, Series 2023-A, 5.00% 12/1/2031	6,555	7,675
City of Portland, Water System Rev. and Rev. Ref. Bonds, Series 2021-B, 4.00% 5/1/2033	2,285	2,433
Port of Portland, Portland International Airport Rev. Bonds, Series 27-A, AMT, 5.00% 7/1/2026	1,500	1,549
Port of Portland, Portland International Airport Rev. Bonds, Series 27-A, AMT, 5.00% 7/1/2027	1,780	1,866
Port of Portland, Portland International Airport Rev. Bonds, Series 27-A, AMT, 5.00% 7/1/2031	4,000	4,360
Port of Portland, Portland International Airport Rev. Bonds, Series 27-A, AMT, 5.00% 7/1/2032	3,300	3,594
Port of Portland, Portland International Airport Rev. Ref. Bonds, Series 26-C, AMT, 5.00% 7/1/2024	1,400	1,413
Port of Portland, Portland International Airport Rev. Ref. Bonds, Series 26-A, 5.00% 7/1/2026	950	985
Port of Portland, Portland International Airport Rev. Ref. Bonds, Series 26-B, 5.00% 7/1/2026	1,700	1,762
Port of Portland, Portland International Airport Rev. Ref. Bonds, Series 25-B, AMT, 5.00% 7/1/2032	1,500	1,615
Salem-Keizer School Dist. No. 24-J, G.O. Bonds, Series 2020-B, 5.00% 6/15/2035	3,455	3,901
Dept. of Transportation, Highway User Tax Rev. Ref. Bonds, Series 2014-A, 5.00% 11/15/2027 (preref. 11/15/2024)	5,225	5,348
Dept. of Transportation, Highway User Tax Rev. Ref. Bonds, Series 2015-A, 5.00% 11/15/2030 (preref. 11/15/2024)	2,735	2,798
Tri-County Metropolitan Transportation Dist., Grant Receipt Rev. Ref. Bonds, Series 2017-A, 5.00% 10/1/2027	1,100	1,185
		<u>126,748</u>

# Limited Term Tax-Exempt Bond Fund of America (continued)

Bonds, notes & other debt instruments (continued)	Principal amount (000)	Value (000)
<b>Pennsylvania 4.26%</b>		
County of Allegheny, Hospital Dev. Auth., UPMC Rev. Bonds, Series 2021-B, 5.00% 10/15/2025	USD740	\$ 764
County of Allegheny, Hospital Dev. Auth., UPMC Rev. Bonds, Series 2019-A, 4.00% 7/15/2039	2,500	2,478
County of Allegheny, Sanitary Auth., Sewer Rev. Bonds, Series 2020-A, 5.00% 6/1/2026	500	528
County of Berks, G.O. Bonds, Series 2015, 4.00% 11/15/2027 (preref. 11/15/2023)	700	701
Bethlehem Area School Dist. Auth., School Rev. Bonds (Bethlehem Area School Dist. Ref. Project), Series 2021-C, (USD-SOFR x 0.67 + 0.35%) 3.74% 1/1/2030 (put 11/1/2025) <sup>1</sup>	2,420	2,369
Bethlehem Area School Dist. Auth., School Rev. Bonds (Bethlehem Area School Dist. Ref. Project), Series 2021-B, (USD-SOFR x 0.67 + 0.35%) 3.74% 7/1/2031 (put 11/1/2025) <sup>1</sup>	3,100	3,034
Bethlehem Area School Dist. Auth., School Rev. Bonds (Bethlehem Area School Dist. Ref. Project), Series 2021-C, (USD-SOFR x 0.67 + 0.35%) 3.74% 1/1/2032 (put 11/1/2025) <sup>1</sup>	2,545	2,491
Cumberland Valley School Dist., G.O. Bonds, Series 2015, 5.00% 11/15/2032 (preref. 11/15/2023)	1,520	1,527
Cumberland Valley School Dist., G.O. Bonds, Series 2015, 5.00% 11/15/2034 (preref. 11/15/2023)	1,315	1,321
Delaware River Joint Toll Bridge Commission, Bridge System Rev. Bonds, Series 2019-A, 5.00% 7/1/2029	1,000	1,112
Delaware River Port Auth., Rev. Bonds, Series 2013, 5.00% 1/1/2030 (preref. 1/1/2024)	1,140	1,148
Econ. Dev. Fncg. Auth., Pollution Control Rev. Ref. Bonds (PPL Electric Utilities Corp. Project), Series 2008, 0.40% 10/1/2023	8,895	8,826
Econ. Dev. Fncg. Auth., Private Activity Rev. Bonds (The Penndot Major Bridges Package One Project), Series 2022, AMT, 5.00% 6/30/2030	3,000	3,287
Econ. Dev. Fncg. Auth., Private Activity Rev. Bonds (The Penndot Major Bridges Package One Project), Series 2022, AMT, 5.00% 12/31/2030	8,350	9,201
Econ. Dev. Fncg. Auth., Private Activity Rev. Bonds (The Pennsylvania Rapid Bridge Replacement Project), Series 2015, AMT, 5.00% 6/30/2024	5,230	5,260
Econ. Dev. Fncg. Auth., Private Activity Rev. Bonds (The Pennsylvania Rapid Bridge Replacement Project), Series 2015, AMT, 5.00% 12/31/2024	4,900	4,947
Econ. Dev. Fncg. Auth., Private Activity Rev. Bonds (The Pennsylvania Rapid Bridge Replacement Project), Series 2015, AMT, 5.00% 6/30/2025	6,685	6,758
Econ. Dev. Fncg. Auth., Private Activity Rev. Bonds (The Pennsylvania Rapid Bridge Replacement Project), Series 2015, AMT, 5.00% 6/30/2026	1,775	1,815
Econ. Dev. Fncg. Auth., Private Activity Rev. Bonds (The Pennsylvania Rapid Bridge Replacement Project), Series 2015, AMT, 5.00% 12/31/2034	8,355	8,541
Econ. Dev. Fncg. Auth., Solid Waste Disposal Rev. Bonds (Waste Management, Inc. Project), Series 2009, 0.95% 12/1/2033 (put 12/1/2026)	18,000	16,199
Econ. Dev. Fncg. Auth., Solid Waste Disposal Rev. Bonds (Waste Management, Inc. Project), Series 2017-A, AMT, 0.58% 8/1/2037 (put 8/1/2024)	3,300	3,151
Econ. Dev. Fncg. Auth., Solid Waste Disposal Rev. Bonds (Waste Management, Inc. Project), Series 2021-A, AMT, (SIFMA Municipal Swap Index + 0.40%) 4.38% 6/1/2041 (put 6/3/2024) <sup>1</sup>	4,840	4,763
Econ. Dev. Fncg. Auth., UPMC Rev. Bonds, Series 2023-A-2, 5.00% 5/15/2031	11,725	13,102
Econ. Dev. Fncg. Auth., UPMC Rev. Bonds, Series 2014-A, 5.00% 2/1/2032	5,965	6,063
Fncg. Auth., Rev. Bonds (Tobacco Master Settlement Payment), Series 2018, 5.00% 6/1/2026	4,500	4,686
General Auth. of Southcentral Pennsylvania, Rev. Bonds (Wellspan Health Obligated Group), Series 2019-B, (SIFMA Municipal Swap Index + 0.60%) 4.58% 6/1/2049 (put 6/1/2024) <sup>1</sup>	4,520	4,511
Higher Education Assistance Agcy., Education Loan Rev. Bonds, Series 2021-A, AMT, 5.00% 6/1/2026	310	320
Higher Education Assistance Agcy., Education Loan Rev. Bonds, Series 2021-A, AMT, 5.00% 6/1/2029	535	567
Higher Education Assistance Agcy., Education Loan Rev. Bonds, Series 2021-A, AMT, 5.00% 6/1/2030	400	429
Higher Education Assistance Agcy., Education Loan Rev. Bonds, Series 2020, 2.45% 6/1/2041	1,900	1,605
Higher Education Assistance Agcy., Education Loan Rev. Bonds, Series 2021-A, AMT, 2.625% 6/1/2042	2,335	1,979
Higher Education Assistance Agcy., Education Loan Rev. Bonds, Series 2022-A, AMT, 4.50% 6/1/2043	6,550	6,574
Higher Education Assistance Agcy., Education Loan Rev. Bonds, Series 2023-B, AMT, 4.00% 6/1/2044	8,055	7,884
Higher Educational Facs. Auth., Health System Rev. Bonds (University of Pennsylvania Health System), Series 2019, 5.00% 8/15/2027	1,200	1,288
Higher Educational Facs. Auth., Health System Rev. Bonds (University of Pennsylvania Health System), Series 2019, 5.00% 8/15/2028	1,300	1,419
Higher Educational Facs. Auth., Rev. Ref. Bonds, Series 2015-AQ, 5.00% 6/15/2024	3,955	4,010
Housing Fin. Agcy., Single Family Mortgage Rev. Bonds, Series 2021-134A, 1.35% 4/1/2030	1,105	940
Housing Fin. Agcy., Single Family Mortgage Rev. Bonds, Series 2021-137, 2.15% 10/1/2032	2,760	2,356
Housing Fin. Agcy., Single Family Mortgage Rev. Bonds, Series 2021-135-A, 2.00% 4/1/2033	1,390	1,163
Housing Fin. Agcy., Single Family Mortgage Rev. Bonds, Series 2019-128-A, AMT, 4.75% 4/1/2033	4,065	4,059
Housing Fin. Agcy., Single Family Mortgage Rev. Bonds, Series 2019-129, 2.95% 10/1/2034	1,500	1,380
Housing Fin. Agcy., Single Family Mortgage Rev. Bonds, Series 2017-123-A, AMT, 4.00% 4/1/2039	930	923
Housing Fin. Agcy., Single Family Mortgage Rev. Bonds, Series 2015-117-A, AMT, 3.50% 4/1/2040	100	99
Housing Fin. Agcy., Single Family Mortgage Rev. Bonds, Series 2015-118-A, AMT, 3.50% 4/1/2040	360	359
Housing Fin. Agcy., Single Family Mortgage Rev. Bonds, Series 2016-119, 3.50% 10/1/2041	110	109
Housing Fin. Agcy., Single Family Mortgage Rev. Bonds, Series 2016-120, 3.50% 10/1/2046	1,495	1,481



# Limited Term Tax-Exempt Bond Fund of America (continued)

Bonds, notes & other debt instruments (continued)	Principal amount (000)	Value (000)
<b>Pennsylvania (continued)</b>		
Housing Fin. Agcy., Single Family Mortgage Rev. Bonds, Series 2016-121, 3.50% 10/1/2046	USD2,490	\$ 2,467
Housing Fin. Agcy., Single Family Mortgage Rev. Bonds, Series 2017-122, 4.00% 10/1/2046	2,930	2,914
Housing Fin. Agcy., Single Family Mortgage Rev. Bonds, Series 2020-133, 3.00% 10/1/2050	7,190	6,943
Housing Fin. Agcy., Single Family Mortgage Rev. Bonds, Series 2020-132-A, 3.50% 4/1/2051	2,430	2,393
Housing Fin. Agcy., Single Family Mortgage Rev. Bonds, Series 2021-135-A, 3.00% 10/1/2051	3,555	3,451
Housing Fin. Agcy., Single Family Mortgage Rev. Bonds, Series 2021-137, 3.00% 10/1/2051	9,760	9,311
Housing Fin. Agcy., Single Family Mortgage Rev. Bonds, Series 2022-138-A, 3.00% 10/1/2052	23,095	22,015
Housing Fin. Agcy., Special Limited Obligation Multi Family Housing Dev. Bonds (School of Nursing), Series 2021, 0.27% 8/1/2024 (put 8/1/2023)	3,425	3,425
County of Lehigh, General Purpose Auth., Hospital Rev. Bonds (Lehigh Valley Health Network), Series 2019-A, 5.00% 7/1/2025	1,000	1,025
County of Lehigh, General Purpose Auth., Hospital Rev. Bonds (Lehigh Valley Health Network), Series 2019-A, 5.00% 7/1/2026	1,920	2,000
County of Lehigh, General Purpose Auth., Hospital Rev. Bonds (St. Luke's Hospital), Series 2017-B, (SIFMA Municipal Swap Index + 1.10%) 5.08% 8/15/2038 <sup>1</sup>	2,190	2,164
County of Lehigh, General Purpose Auth., Rev. Bonds (The Good Shepherd Group), Series 2021-A, 4.00% 11/1/2023	510	510
County of Luzerne, Industrial Dev. Auth., Rev. Ref. Bonds (Pennsylvania - American Water Co. Project), Series 2019, AMT, 2.45% 12/1/2039 (put 12/3/2029)	4,500	4,137
County of Montgomery, Higher Education and Health Auth., Rev. Bonds (Thomas Jefferson University), Series 2019, 5.00% 9/1/2027	1,000	1,056
County of Montgomery, Higher Education and Health Auth., Rev. Bonds (Thomas Jefferson University), Series 2022-B, 4.00% 5/1/2035	670	673
County of Montgomery, Industrial Dev. Auth., Exempt Facs. Rev. Ref. Bonds (Constellation Energy Generation, LLC Project), Series 2023-C, 4.10% 6/1/2029	3,960	4,048
County of Montgomery, Industrial Dev. Auth., Rev. Bonds (Foulkeways at Gwynedd Project), Series 2016, 5.00% 12/1/2026	400	408
County of Montgomery, Industrial Dev. Auth., Rev. Bonds (Waverly Heights, Ltd.), Series 2019, 4.00% 12/1/2023	125	125
County of Northampton, General Purpose Auth., Hospital Rev. Bonds (St. Luke's University Health Network Project), Series 2018-B, (1-month USD-LIBOR x 0.70 + 1.04%) 4.684% 8/15/2048 (put 8/15/2024) <sup>1,3</sup>	2,250	2,250
City of Philadelphia, Airport Rev. and Rev. Ref. Bonds, Series 2020-C, AMT, 5.00% 7/1/2028	1,220	1,295
City of Philadelphia, Airport Rev. and Rev. Ref. Bonds, Series 2021, AMT, 5.00% 7/1/2030	2,255	2,453
City of Philadelphia, Hospitals and Higher Education Facs. Auth., Hospital Rev. Bonds (Temple University Health System Obligated Group), Series 2017, 5.00% 7/1/2024	2,000	2,012
City of Philadelphia, Hospitals and Higher Education Facs. Auth., Hospital Rev. Bonds (Temple University Health System Obligated Group), Series 2017, 5.00% 7/1/2025	2,000	2,029
City of Philadelphia, Industrial Dev. Auth., Rev. Bonds (Temple University), Series 2016-1, 5.00% 4/1/2028	1,000	1,027
City of Philadelphia, Water and Wastewater Rev. Bonds, Series 2022-C, 5.00% 6/1/2032	860	1,005
City of Philadelphia, Water and Wastewater Rev. Bonds, Series 2022-C, 5.00% 6/1/2033	650	753
City of Philadelphia, Water and Wastewater Rev. Bonds, Series 2022-C, 5.00% 6/1/2034	770	889
City of Philadelphia, Water and Wastewater Rev. Bonds, Series 2022-C, 5.00% 6/1/2035	1,110	1,271
Philadelphia School Dist., G.O. Bonds, Series 2018-A, 5.00% 9/1/2023	1,220	1,221
Philadelphia School Dist., G.O. Bonds, Series 2016-F, 5.00% 9/1/2024	5,080	5,153
Philadelphia School Dist., G.O. Bonds, Series 2016-F, 5.00% 9/1/2025	3,590	3,699
Philadelphia School Dist., G.O. Bonds, Series 2019-A, National insured, 5.00% 9/1/2025	1,200	1,236
Philadelphia School Dist., G.O. Bonds, Series 2019-A, National insured, 5.00% 9/1/2026	2,000	2,092
Philadelphia School Dist., G.O. Bonds, Series 2021-A, 5.00% 9/1/2029	1,340	1,469
Philadelphia School Dist., G.O. Bonds, Series 2021-A, 5.00% 9/1/2030	1,000	1,109
Philadelphia School Dist., G.O. Bonds, Series 2021-A, 5.00% 9/1/2031	855	957
Philadelphia School Dist., G.O. Bonds, Series 2021-A, 5.00% 9/1/2032	2,230	2,526
Philadelphia School Dist., G.O. Bonds, Series 2021-A, 5.00% 9/1/2033	2,900	3,283
Philadelphia School Dist., G.O. Green Bonds, Series 2019-B, 5.00% 9/1/2028	3,740	4,040
Philadelphia School Dist., G.O. Green Bonds, Series 2021-B, 5.00% 9/1/2029	335	367
Philadelphia School Dist., G.O. Green Bonds, Series 2021-B, 5.00% 9/1/2030	1,245	1,380
Philadelphia School Dist., G.O. Green Bonds, Series 2021-B, 5.00% 9/1/2031	1,500	1,678
Philadelphia School Dist., G.O. Rev. Ref. Bonds, Series 2020, 5.00% 9/1/2023	1,500	1,501
Turnpike Commission, Turnpike Rev. Bonds, Series 2016-A-1, 5.00% 12/1/2027	1,060	1,120
Turnpike Commission, Turnpike Rev. Bonds, Series 2017-A-1, 5.00% 12/1/2028	1,500	1,632
Turnpike Commission, Turnpike Rev. Bonds, Series 2021-C, 5.00% 12/1/2028	725	802
Turnpike Commission, Turnpike Rev. Bonds, Series 2021-C, 5.00% 12/1/2029	875	986
Turnpike Commission, Turnpike Rev. Bonds, Series 2021-B, 5.00% 12/1/2030	1,700	1,947

# Limited Term Tax-Exempt Bond Fund of America (continued)

Bonds, notes & other debt instruments (continued)	Principal amount (000)	Value (000)
<b>Pennsylvania (continued)</b>		
Turnpike Commission, Turnpike Rev. Bonds, Series 2021-C, 5.00% 12/1/2030	USD1,675	\$ 1,918
Turnpike Commission, Turnpike Rev. Ref. Bonds, Series 2019, 5.00% 12/1/2030	1,250	1,388
County of Westmoreland, Industrial Dev. Auth., Health System Rev. Bonds (Excela Health Project), Series 2020-A, 4.00% 7/1/2026	750	742
		<u>283,822</u>
<b>Puerto Rico 0.02%</b>		
Industrial, Tourist, Educational, Medical and Environmental Control Facs. Fncg. Auth., Hospital Rev. and Rev. Ref. Bonds (Hospital Auxilio Mutuo Obligated Group Project), Series 2021, 5.00% 7/1/2029	450	484
Industrial, Tourist, Educational, Medical and Environmental Control Facs. Fncg. Auth., Hospital Rev. and Rev. Ref. Bonds (Hospital Auxilio Mutuo Obligated Group Project), Series 2021, 5.00% 7/1/2030	725	790
Industrial, Tourist, Educational, Medical and Environmental Control Facs. Fncg. Auth., Hospital Rev. and Rev. Ref. Bonds (Hospital Auxilio Mutuo Obligated Group Project), Series 2021, 5.00% 7/1/2031	330	364
		<u>1,638</u>
<b>Rhode Island 0.33%</b>		
Health and Educational Building Corp., Educational Institution Rev. Bonds (St. George's School Issue), Series 2021, 5.00% 10/1/2028	1,000	1,098
Health and Educational Building Corp., Providence Public Schools Rev. Bond Fncg. Program, Rev. Ref. Bonds (Providence Public Buildings Auth. Issue), Series 2015, Assured Guaranty Municipal insured, 5.00% 5/15/2026	2,000	2,058
Housing and Mortgage Fin. Corp., Homeownership Opportunity Bonds, Series 68-C, AMT, 3.50% 4/1/2039	1,530	1,512
Housing and Mortgage Fin. Corp., Homeownership Opportunity Bonds, Series 75-A, 3.00% 10/1/2051	12,465	11,979
Student Loan Auth., Education Loan Rev. Bonds, Series 2021-A, AMT, 5.00% 12/1/2025	525	539
Student Loan Auth., Education Loan Rev. Bonds, Series 2021-A, AMT, 5.00% 12/1/2026	825	858
Student Loan Auth., Education Loan Rev. Bonds, Series 2023-A, AMT, 4.125% 12/1/2042	4,065	3,952
		<u>21,996</u>
<b>South Carolina 1.48%</b>		
City of Columbia, Housing Auth., Multi Family Housing Rev. Bonds (Haven at Congaree Pointe), Series 2022, 2.25% 10/1/2043 (put 10/1/2025)	16,012	15,522
City of Columbia, Waterworks and Sewer System Rev. Bonds, Series 2019-A, 5.00% 2/1/2028	100	109
City of Columbia, Waterworks and Sewer System Rev. Bonds, Series 2019-A, 5.00% 2/1/2029	500	558
Housing Fin. and Dev. Auth., Mortgage Rev. Bonds, Series 2016-B-2, AMT, 4.00% 7/1/2043	505	500
Housing Fin. and Dev. Auth., Mortgage Rev. Bonds, Series 2017-A, 4.00% 1/1/2047	1,040	1,034
Housing Fin. and Dev. Auth., Mortgage Rev. Bonds, Series 2017-B, 4.00% 7/1/2047	700	695
Housing Fin. and Dev. Auth., Mortgage Rev. Bonds, Series 2018-A, 4.50% 7/1/2048	1,410	1,412
Housing Fin. and Dev. Auth., Mortgage Rev. Bonds, Series 2020-A, 4.00% 7/1/2050	11,960	11,861
Housing Fin. and Dev. Auth., Mortgage Rev. Bonds, Series 2021-A, 3.00% 1/1/2052	11,910	11,440
Housing Fin. and Dev. Auth., Mortgage Rev. Bonds, Series 2020-B, 3.25% 1/1/2052	5,930	5,760
Housing Fin. and Dev. Auth., Mortgage Rev. Bonds, Series 2022-A, 4.00% 1/1/2052	5,470	5,436
Housing Fin. and Dev. Auth., Mortgage Rev. Ref. Bonds, Series 2016-A, 4.00% 7/1/2036	920	913
Housing Fin. and Dev. Auth., Multi Family Housing Rev. Bonds (The Sullivan), Series 2021-B, 0.34% 4/1/2025 (put 4/1/2024)	5,935	5,763
Housing Fin. and Dev. Auth., Multi Family Housing Rev. Bonds (Villages at Congaree Pointe Project), Series 2021-B, 1.25% 6/1/2025 (put 6/1/2024)	4,300	4,194
Jobs-Econ. Dev. Auth., Environmental Improvement Rev. Ref. Bonds (International Paper Co. Project), Series 2023-A, AMT, 4.00% 4/1/2033 (put 4/1/2026)	14,875	14,904
Public Service Auth., Improvement Rev. Obligations, Series 2021-B, 5.00% 12/1/2029	1,360	1,478
Public Service Auth., Improvement Rev. Obligations, Series 2021-B, 5.00% 12/1/2031	1,600	1,779
Public Service Auth., Improvement Rev. Obligations, Series 2021-B, 5.00% 12/1/2032	1,625	1,787
Public Service Auth., Rev. Obligations (Santee Cooper), Series 2014-C, 5.00% 12/1/2023 (escrowed to maturity)	125	126
Public Service Auth., Rev. Obligations (Santee Cooper), Series 2016-A, 5.00% 12/1/2028	2,455	2,543
Public Service Auth., Rev. Ref. Obligations (Santee Cooper), Series 2015-A, 5.00% 12/1/2028	1,000	1,023
Public Service Auth., Rev. Ref. Obligations (Santee Cooper), Series 2022-A, 5.00% 12/1/2029	865	940
Public Service Auth., Rev. Ref. Obligations (Santee Cooper), Series 2022-A, 5.00% 12/1/2031	5,230	5,814



# Limited Term Tax-Exempt Bond Fund of America (continued)

Bonds, notes & other debt instruments (continued)	Principal amount (000)	Value (000)
<b>South Carolina (continued)</b>		
Public Service Auth., Rev. Ref. Obligations (Santee Cooper), Series 2022-A, 5.00% 12/1/2032	USD620	\$ 685
City of Spartanburg, Housing Auth., Multi Family Housing Rev. Bonds (Connecticut Village Apartments), Series 2022, 1.05% 8/1/2025 (put 8/1/2023)	350	350
Spartanburg Regional Health Services Dist., Hospital Rev. Ref. Bonds, Series 2022, 5.00% 4/15/2029	1,705	1,846
		<u>98,472</u>
<b>South Dakota 0.69%</b>		
Housing Dev. Auth., Homeownership Mortgage Bonds, Series 2014-E, 4.00% 5/1/2044	215	214
Housing Dev. Auth., Homeownership Mortgage Bonds, Series 2013-E, AMT, 4.00% 11/1/2044	20	20
Housing Dev. Auth., Homeownership Mortgage Bonds, Series 2015-D, 4.00% 11/1/2045	220	219
Housing Dev. Auth., Homeownership Mortgage Bonds, Series 2016-B, 3.50% 11/1/2046	310	307
Housing Dev. Auth., Homeownership Mortgage Bonds, Series 2016-D, 3.50% 11/1/2046	3,045	3,009
Housing Dev. Auth., Homeownership Mortgage Bonds, Series 2017-B, 4.00% 11/1/2047	2,395	2,378
Housing Dev. Auth., Homeownership Mortgage Bonds, Series 2018-B, 4.50% 11/1/2048	4,205	4,215
Housing Dev. Auth., Homeownership Mortgage Bonds, Series 2019-B, 4.00% 5/1/2049	1,460	1,448
Housing Dev. Auth., Homeownership Mortgage Bonds, Series 2020-C, 3.50% 5/1/2051	9,920	9,701
Housing Dev. Auth., Homeownership Mortgage Bonds, Series 2021-B, 3.00% 11/1/2051	20,270	19,477
Housing Dev. Auth., Homeownership Mortgage Bonds, Series 2022-C, 5.00% 5/1/2053	4,985	5,130
		<u>46,118</u>
<b>Tennessee 1.10%</b>		
Housing Dev. Agcy., Homeownership Program Bonds, Series 2015-A, 3.50% 7/1/2045	185	182
Housing Dev. Agcy., Residential Fin. Program Bonds, Series 2017-2A, AMT, 4.00% 1/1/2042	1,375	1,355
Housing Dev. Agcy., Residential Fin. Program Bonds, Series 2017-2-B, 4.00% 1/1/2042	795	789
Housing Dev. Agcy., Residential Fin. Program Bonds, Series 2017-1, 4.00% 7/1/2042	1,075	1,067
Housing Dev. Agcy., Residential Fin. Program Bonds, Series 2013-2-A, AMT, 4.00% 7/1/2043	20	20
Housing Dev. Agcy., Residential Fin. Program Bonds, Series 2014-2-C, 4.00% 1/1/2045	90	90
Housing Dev. Agcy., Residential Fin. Program Bonds, Series 2014-2-A, AMT, 4.00% 7/1/2045	40	40
Housing Dev. Agcy., Residential Fin. Program Bonds, Series 2015-2-A, AMT, 4.00% 1/1/2046	160	158
Housing Dev. Agcy., Residential Fin. Program Bonds, Series 2016-1-B, 3.50% 1/1/2047	40	39
Housing Dev. Agcy., Residential Fin. Program Bonds, Series 2019-2, 4.00% 1/1/2048	1,450	1,438
Housing Dev. Agcy., Residential Fin. Program Bonds, Series 2015-2-A, 3.75% 1/1/2050	2,660	2,619
Housing Dev. Agcy., Residential Fin. Program Bonds, Series 2019-1, 4.25% 1/1/2050	2,180	2,175
Housing Dev. Agcy., Residential Fin. Program Bonds, Series 2020-3-A, 3.50% 7/1/2050	740	724
Housing Dev. Agcy., Residential Fin. Program Bonds, Series 2022-2, 5.00% 1/1/2053	3,860	3,972
City of Johnson City, Health and Educational Facs. Board, Hospital Rev. Ref. Bonds (Ballad Health), Series 2023-A, 5.00% 7/1/2032	14,000	15,761
County of Knox, Health, Educational and Housing Fac. Board, Multi Family Housing Rev. Bonds (Farragut Pointe Apartments Project), Series 2021, 0.65% 12/1/2026 (put 12/1/2024)	7,600	7,106
Knoxville Community Dev. Corp., Collateralized Multi Family Housing Rev. Bonds (Austin 1B Apartments Project), Series 2021, 0.22% 10/1/2024 (put 10/1/2023)	3,035	3,010
City of Memphis, Health, Educational and Housing Facs. Board, Collateralized Multi Family Housing Rev. Bonds (Tillman Cove Apartments), Series 2020, 0.55% 12/1/2024 (put 6/1/2024)	2,000	1,931
Metropolitan Government of Nashville and Davidson County, Health and Educational Facs. Board, Rev. Bonds (Vanderbilt University Medical Center), Series 2021-A, 5.00% 7/1/2031	4,555	5,070
Metropolitan Nashville Airport Auth., Airport Improvement Rev. Bonds, Series 2022-B, AMT, 5.00% 7/1/2027	530	557
Metropolitan Nashville Airport Auth., Airport Improvement Rev. Bonds, Series 2022-B, AMT, 5.00% 7/1/2028	625	665
Metropolitan Nashville Airport Auth., Airport Improvement Rev. Bonds, Series 2022-B, AMT, 5.25% 7/1/2033	855	975
Metropolitan Nashville Airport Auth., Airport Improvement Rev. Bonds, Series 2022-B, AMT, 5.25% 7/1/2034	2,415	2,745
Metropolitan Nashville Airport Auth., Airport Improvement Rev. Bonds, Series 2022-B, AMT, 5.25% 7/1/2035	725	817
School Bond Auth., Higher Education Facs., Second Program Bonds, Series 2015-B, 5.00% 11/1/2045 (preref. 11/1/2025)	3,030	3,161
Tennessee Energy Acquisition Corp., Commodity Project Rev. Bonds, Series 2021-A, 5.00% 5/1/2052 (put 11/1/2031)	16,000	16,592
		<u>73,058</u>

# Limited Term Tax-Exempt Bond Fund of America (continued)

Bonds, notes & other debt instruments (continued)	Principal amount (000)	Value (000)
<b>Texas 12.29%</b>		
Affordable Housing Corp., Multi Family Housing Rev. Bonds (Juniper Creek Apartments Project), Series 2023, 3.75% 7/1/2044 (put 7/1/2026)	USD1,190	\$1,185
Alamo Community College Dist., Limited Tax and Rev. Ref. Bonds, Series 2017, 5.00% 8/15/2028	8,625	9,335
Alvin Independent School Dist., Unlimited Tax Schoolhouse and Rev. Ref. Bonds, Series 2020, 5.00% 2/15/2025	600	616
Alvin Independent School Dist., Unlimited Tax Schoolhouse and Rev. Ref. Bonds, Series 2020, 5.00% 2/15/2027	225	240
Alvin Independent School Dist., Unlimited Tax Schoolhouse and Rev. Ref. Bonds, Series 2020, 5.00% 2/15/2028	500	545
Alvin Independent School Dist., Unlimited Tax Schoolhouse and Rev. Ref. Bonds, Series 2020, 5.00% 2/15/2029	700	776
Alvin Independent School Dist., Unlimited Tax Schoolhouse and Rev. Ref. Bonds, Series 2020, 5.00% 2/15/2030	350	395
Alvin Independent School Dist., Unlimited Tax Schoolhouse Bonds, Series 2014-B, 0.45% 2/15/2036 (put 8/15/2023)	3,520	3,516
Angleton Independent School Dist., Unlimited Tax School Building Bonds, Series 2020, 5.00% 2/15/2025	620	636
Angleton Independent School Dist., Unlimited Tax School Building Bonds, Series 2020, 5.00% 2/15/2026	1,545	1,616
Angleton Independent School Dist., Unlimited Tax School Building Bonds, Series 2020, 5.00% 2/15/2027	1,070	1,142
Arlington Higher Education Fin. Corp., Education Rev. and Rev. Ref. Bonds (Uplift Education), Series 2017-A, 5.00% 12/1/2023	885	889
Arlington Higher Education Fin. Corp., Education Rev. and Rev. Ref. Bonds (Uplift Education), Series 2017-A, 5.00% 12/1/2024	400	407
Arlington Higher Education Fin. Corp., Education Rev. Bonds (Great Hearts America - Texas), Series 2019-A, 5.00% 8/15/2026	400	421
Arlington Higher Education Fin. Corp., Education Rev. Bonds (Great Hearts America - Texas), Series 2021-A, 4.00% 8/15/2027	375	384
Arlington Higher Education Fin. Corp., Education Rev. Bonds (Great Hearts America - Texas), Series 2021-A, 4.00% 8/15/2028	400	413
Arlington Higher Education Fin. Corp., Education Rev. Bonds (Great Hearts America - Texas), Series 2019-A, 5.00% 8/15/2028	595	651
Arlington Higher Education Fin. Corp., Education Rev. Bonds (Great Hearts America - Texas), Series 2021-A, 4.00% 8/15/2029	360	374
Arlington Higher Education Fin. Corp., Education Rev. Bonds (Great Hearts America - Texas), Series 2019-A, 5.00% 8/15/2029	235	261
Arlington Higher Education Fin. Corp., Education Rev. Bonds (KIPP Texas, Inc.), Series 2019, 5.00% 8/15/2027	2,310	2,480
Arlington Higher Education Fin. Corp., Education Rev. Bonds (Responsive Education Solutions), Series 2021-A, 5.00% 8/15/2027	1,280	1,374
Arlington Higher Education Fin. Corp., Education Rev. Bonds (Responsive Education Solutions), Series 2021-A, 5.00% 8/15/2028	750	820
Arlington Higher Education Fin. Corp., Education Rev. Bonds (Responsive Education Solutions), Series 2021-A, 5.00% 8/15/2029	1,310	1,456
Arlington Higher Education Fin. Corp., Education Rev. Bonds (Responsive Education Solutions), Series 2021-A, 5.00% 8/15/2030	830	935
Arlington Higher Education Fin. Corp., Education Rev. Bonds (Responsive Education Solutions), Series 2021-A, 5.00% 8/15/2031	445	508
Arlington Higher Education Fin. Corp., Education Rev. Bonds (Riverwalk Education Foundation, Inc.), Series 2019, 5.00% 8/15/2027	1,025	1,101
Arlington Higher Education Fin. Corp., Education Rev. Bonds (Riverwalk Education Foundation, Inc.), Series 2019, 5.00% 8/15/2028	650	711
Arlington Higher Education Fin. Corp., Education Rev. Bonds (Riverwalk Education Foundation, Inc.), Series 2019, 5.00% 8/15/2030	850	944
Arlington Higher Education Fin. Corp., Education Rev. Bonds (Riverwalk Education Foundation, Inc.), Series 2019, 5.00% 8/15/2031	880	977
Arlington Higher Education Fin. Corp., Education Rev. Bonds (Uplift Education), Series 2016-A, 2.75% 12/1/2026	470	450
Arlington Higher Education Fin. Corp., Education Rev. Bonds (Uplift Education), Series 2017-B, 5.00% 12/1/2026	450	476
Arlington Higher Education Fin. Corp., Education Rev. Bonds (Uplift Education), Series 2019-A, 4.00% 12/1/2027	460	472
Arlington Higher Education Fin. Corp., Education Rev. Bonds (Uplift Education), Series 2017-B, 5.00% 12/1/2027	250	267
Arlington Higher Education Fin. Corp., Education Rev. Bonds (Uplift Education), Series 2019-A, 4.00% 12/1/2028	475	487
Arlington Higher Education Fin. Corp., Education Rev. Bonds (Uplift Education), Series 2019-A, 4.00% 12/1/2029	395	405
Arlington Higher Education Fin. Corp., Education Rev. Bonds (Uplift Education), Series 2019-A, 4.00% 12/1/2033	585	595
Arlington Higher Education Fin. Corp., Education Rev. Bonds (Uplift Education), Series 2019-A, 4.00% 12/1/2034	605	613
Arlington Independent School Dist., Unlimited Tax School Building and Rev. Ref. Bonds, Series 2020, 5.00% 2/15/2026	325	340
Arlington Independent School Dist., Unlimited Tax School Building and Rev. Ref. Bonds, Series 2023, 5.00% 2/15/2027	2,250	2,405
Arlington Independent School Dist., Unlimited Tax School Building Bonds, Series 2017, 5.00% 2/15/2028	1,125	1,181
City of Arlington, Permanent Improvement Bonds, Series 2021-A, 5.00% 8/15/2030	1,450	1,651
Aubrey Independent School Dist., Unlimited Tax School Building Bonds, Series 2022, 5.00% 2/15/2033	1,205	1,389

# Limited Term Tax-Exempt Bond Fund of America (continued)

Bonds, notes & other debt instruments (continued)	Principal amount (000)	Value (000)
<b>Texas (continued)</b>		
Austin Affordable PFC, Inc., Multi Family Housing Rev. Bonds (Bridge at Turtle Creek Apartments), Series 2020, 0.42% 12/1/2040 (put 12/1/2023)	USD13,115	\$12,927
City of Austin, Electric Utility System Rev. Ref. and Improvement Bonds, Series 2020-A, 5.00% 11/15/2029	2,000	2,256
City of Austin, Electric Utility System Rev. Ref. Bonds, Series 2019-B, 5.00% 11/15/2029	1,000	1,128
City of Austin, Water and Wastewater System Rev. Ref. Bonds, Series 2015-A, 5.00% 5/15/2030	3,700	3,853
Barbers Hill Independent School Dist., Unlimited Tax School Building Bonds, Series 2022, 5.00% 2/15/2035	4,085	4,722
City of Baytown, Municipal Dev. Dist., Hotel Rev. Bonds (Baytown Convention Center Hotel), Series 2021-A, 2.50% 10/1/2031	750	639
County of Bexar, Hospital Dist., Limited Tax Rev. Ref. Bonds, Series 2019, 5.00% 2/15/2025	1,260	1,293
County of Bexar, Hospital Dist., Limited Tax Rev. Ref. Bonds, Series 2019, 5.00% 2/15/2031	2,480	2,704
Boerne Independent School Dist., Unlimited Tax School Building Rev. Ref. Bonds, Series 2023, 3.125% 2/1/2053 (put 2/1/2027)	18,775	18,574
City of Bryan, Electric System Rev. Bonds, Series 2021, BAM insured, 5.00% 7/1/2025	235	242
City of Bryan, Electric System Rev. Bonds, Series 2021, BAM insured, 5.00% 7/1/2028	265	288
Cameron County Housing Fin. Corp., Multi Family Housing Rev. Bonds (Sunland Country Apartments), Series 2021, 0.28% 2/1/2024 (put 8/1/2023)	3,560	3,560
Canyon Independent School Dist., Unlimited Tax School Building Bonds, Series 2019, 5.00% 2/15/2027	1,000	1,068
Capital Area Housing Fin. Corp., Multi Family Housing Rev. Bonds (Redwood Apartments), Series 2020, 0.41% 1/1/2041 (put 1/1/2024)	30,585	30,031
Central Texas Regional Mobility Auth., Rev. Ref. Bonds, Series 2016, 5.00% 1/1/2024	1,000	1,006
Central Texas Regional Mobility Auth., Rev. Ref. Bonds, Series 2016, 5.00% 1/1/2025	1,000	1,022
Central Texas Regional Mobility Auth., Rev. Ref. Bonds, Series 2016, 5.00% 1/1/2026	1,500	1,548
Central Texas Regional Mobility Auth., Rev. Ref. Bonds, Series 2021-D, 5.00% 1/1/2028	1,095	1,164
Central Texas Regional Mobility Auth., Rev. Ref. Bonds, Series 2021-D, 5.00% 1/1/2030	2,125	2,328
Central Texas Regional Mobility Auth., Rev. Ref. Bonds, Series 2021-D, 5.00% 1/1/2031	3,000	3,330
Central Texas Regional Mobility Auth., Rev. Ref. Bonds, Series 2021-D, 5.00% 1/1/2032	520	580
Central Texas Regional Mobility Auth., Rev. Ref. Bonds, Series 2021-D, 5.00% 1/1/2033	2,770	3,083
Clear Creek Independent School Dist., Unlimited Tax School Building Bonds, Series 2013-B, 0.28% 2/15/2038 (put 8/15/2024)	4,165	3,986
Clifton Higher Education Fin. Corp., Education Rev. and Rev. Ref. Bonds (Idea Public Schools), Series 2017, 5.00% 8/15/2027	1,360	1,449
Clifton Higher Education Fin. Corp., Education Rev. Bonds (Idea Public Schools), Series 2021-T, 5.00% 8/15/2023	270	270
Clifton Higher Education Fin. Corp., Education Rev. Bonds (Idea Public Schools), Series 2021-T, 5.00% 8/15/2024	295	299
Clifton Higher Education Fin. Corp., Education Rev. Bonds (Idea Public Schools), Series 2018, 5.00% 8/15/2025	1,990	2,050
Clifton Higher Education Fin. Corp., Education Rev. Bonds (Idea Public Schools), Series 2021-T, 5.00% 8/15/2025	315	324
Clifton Higher Education Fin. Corp., Education Rev. Bonds (Idea Public Schools), Series 2019, 5.00% 8/15/2026	4,800	5,028
Clifton Higher Education Fin. Corp., Education Rev. Bonds (Idea Public Schools), Series 2021-T, 5.00% 8/15/2026	245	257
Clifton Higher Education Fin. Corp., Education Rev. Bonds (Idea Public Schools), Series 2018, 5.00% 8/15/2027	1,150	1,225
Clifton Higher Education Fin. Corp., Education Rev. Bonds (Idea Public Schools), Series 2021-T, 5.00% 8/15/2027	315	335
Clifton Higher Education Fin. Corp., Education Rev. Bonds (Idea Public Schools), Series 2022-A, 5.00% 8/15/2027	500	523
Clifton Higher Education Fin. Corp., Education Rev. Bonds (Idea Public Schools), Series 2019, 5.00% 8/15/2028	2,535	2,742
Clifton Higher Education Fin. Corp., Education Rev. Bonds (Idea Public Schools), Series 2021-T, 5.00% 8/15/2028	410	444
Clifton Higher Education Fin. Corp., Education Rev. Bonds (Idea Public Schools), Series 2022-A, 5.00% 8/15/2028	300	317
Clifton Higher Education Fin. Corp., Education Rev. Bonds (Idea Public Schools), Series 2021-T, 5.00% 8/15/2029	470	516
Clifton Higher Education Fin. Corp., Education Rev. Bonds (Idea Public Schools), Series 2022-A, 5.00% 8/15/2029	315	337
Clifton Higher Education Fin. Corp., Education Rev. Bonds (Idea Public Schools), Series 2021-T, 5.00% 8/15/2030	250	278
Clifton Higher Education Fin. Corp., Education Rev. Bonds (Idea Public Schools), Series 2022-A, 5.00% 8/15/2030	385	415
Clifton Higher Education Fin. Corp., Education Rev. Bonds (Idea Public Schools), Series 2021-T, 5.00% 8/15/2031	575	648
Collin County Community College Dist., G.O. Bonds, Series 2020-A, 5.00% 8/15/2030	1,500	1,677
Collin County Community College Dist., G.O. Bonds, Series 2020-A, 5.00% 8/15/2031	1,250	1,397
Conroe Local Government Corp., Hotel Rev. Bonds (Conroe Convention Center Hotel), Series 2021-A, 2.50% 10/1/2031	615	520
Corpus Christi Independent School Dist., Unlimited Tax School Building and Rev. Ref. Bonds, Series 2020, 5.00% 8/15/2027	675	730
Corpus Christi Independent School Dist., Unlimited Tax School Building and Rev. Ref. Bonds, Series 2020, 5.00% 8/15/2028	2,125	2,343
City of Corpus Christi, Utility System Rev. Improvement and Rev. Ref. Bonds, Series 2023, 5.00% 7/15/2030	2,220	2,509
Port of Corpus Christi Auth. of Nueces County, Rev. Bonds, Series 2018-A, 5.00% 12/1/2027	490	528
Crandall Independent School Dist., Unlimited Tax School Building Bonds, Series 2022-A, 5.00% 8/15/2035	1,085	1,253
Crowley Independent School Dist., Unlimited Tax Rev. Ref. Bonds, Series 2016-B, 4.00% 8/1/2039 (preref. 8/1/2025)	1,665	1,691
Crowley Independent School Dist., Unlimited Tax School Building Bonds, Series 2019, 5.00% 8/1/2028	310	342
Crowley Independent School Dist., Unlimited Tax School Building Bonds, Series 2019, 5.00% 8/1/2029	400	446

# Limited Term Tax-Exempt Bond Fund of America (continued)

Bonds, notes & other debt instruments (continued)	Principal amount (000)	Value (000)
<b>Texas (continued)</b>		
Crowley Independent School Dist., Unlimited Tax School Building Bonds, Series 2019, 5.00% 8/1/2031	USD1,045	\$ 1,166
Crowley Independent School Dist., Unlimited Tax School Building Bonds, Series 2019, 5.00% 8/1/2032	855	954
Cypress-Fairbanks Independent School Dist., Unlimited Tax School Building and Rev. Ref. Bonds, Series 2020, 5.00% 2/15/2026	1,000	1,049
Cypress-Fairbanks Independent School Dist., Unlimited Tax School Building and Rev. Ref. Bonds, Series 2020, 5.00% 2/15/2027	1,000	1,071
Cypress-Fairbanks Independent School Dist., Unlimited Tax School Building Bonds, Series 2015-B-1, 0.28% 2/15/2040 (put 8/15/2024)	1,805	1,737
Cypress-Fairbanks Independent School Dist., Unlimited Tax School Building Bonds, Series 2015-B-2, 0.28% 2/15/2040 (put 8/15/2024)	4,270	4,110
Cities of Dallas and Fort Worth, Dallas/Fort Worth International Airport, Joint Rev. Ref. Bonds, Series 2014-A, AMT, 5.25% 11/1/2026	2,000	2,004
Dallas Independent School Dist., Unlimited Tax Rev. Ref. Bonds, Series 2014-A, 5.00% 8/15/2034 (preref. 8/15/2024)	1,000	1,016
Dallas Independent School Dist., Unlimited Tax School Building Rev. Ref. Bonds, Series 2023, 5.00% 2/15/2028	930	1,014
Dallas Independent School Dist., Unlimited Tax School Building Rev. Ref. Bonds, Series 2023, 5.00% 2/15/2029	1,750	1,944
Dallas Independent School Dist., Unlimited Tax School Building Rev. Ref. Bonds, Series 2023, 5.00% 2/15/2030	2,250	2,546
City of Dallas Housing Fin. Corp., Multi Family Housing Rev. Bonds (Highpoint at Wynnewood), Series 2022, 3.50% 2/1/2044 (put 2/1/2026)	2,320	2,288
City of Dallas Housing Fin. Corp., Multi Family Housing Rev. Bonds (Rosemont at Ash Creek Apartments), Series 2023, 5.00% 7/1/2026	1,835	1,881
Deer Park Independent School Dist., Limited Tax Rev. Ref. Bonds, Series 2021-A, 5.00% 2/15/2030	1,635	1,850
Del Mar College Dist., Limited Tax Bonds, Series 2020-A, 5.00% 8/15/2028	370	404
Del Mar College Dist., Limited Tax Bonds, Series 2020-B, 5.00% 8/15/2028	455	497
Del Mar College Dist., Limited Tax Bonds, Series 2020-A, 5.00% 8/15/2029	775	863
Del Mar College Dist., Limited Tax Bonds, Series 2020-B, 5.00% 8/15/2029	460	512
Del Mar College Dist., Limited Tax Bonds, Series 2020-A, 5.00% 8/15/2030	450	502
Del Mar College Dist., Limited Tax Bonds, Series 2020-B, 5.00% 8/15/2030	505	564
Del Valle Independent School Dist., Unlimited Tax School Building Bonds, Series 2020, 5.00% 6/15/2027	1,000	1,076
City of Denton, Utility System Rev. Bonds, Series 2017, 5.00% 12/1/2028	7,320	7,688
County of Denton, Permanent Improvement and Rev. Ref. Bonds, Series 2023, 5.00% 7/15/2030	3,160	3,603
Denton County Housing Fin. Corp., Multi Family Housing Rev. Bonds (Pathway on Woodrow Apartments), Series 2022, 5.00% 2/1/2026 (put 2/1/2025)	3,845	3,911
Denton Independent School Dist., Unlimited Tax School Building Bonds, Series 2023, 5.00% 8/15/2034	3,050	3,611
Denton Independent School Dist., Unlimited Tax School Building Bonds, Series 2023, 5.00% 8/15/2035	3,295	3,863
Dumas Independent School Dist., Unlimited Tax School Building Bonds, Series 2020, 5.00% 2/1/2026	1,435	1,502
Dumas Independent School Dist., Unlimited Tax School Building Bonds, Series 2020, 5.00% 2/1/2027	1,505	1,608
Dumas Independent School Dist., Unlimited Tax School Building Bonds, Series 2020, 5.00% 2/1/2028	1,335	1,456
Eagle Mountain-Saginaw Independent School Dist., Unlimited Tax School Building Bonds, Series 2019, 5.00% 8/15/2027	600	648
Eagle Mountain-Saginaw Independent School Dist., Unlimited Tax School Building Bonds, Series 2019, 5.00% 8/15/2028	1,000	1,102
Eagle Mountain-Saginaw Independent School Dist., Unlimited Tax School Building Bonds, Series 2019, 5.00% 8/15/2030	1,010	1,111
City of El Paso, Combination Tax and Rev. Bonds Certs. of Obligation, Series 2021-A, 5.00% 8/15/2027	275	296
City of El Paso, Combination Tax and Rev. Bonds Certs. of Obligation, Series 2021-A, 5.00% 8/15/2028	350	384
City of El Paso, Combination Tax and Rev. Bonds Certs. of Obligation, Series 2021-A, 5.00% 8/15/2029	425	475
El Paso Independent School Dist., Maintenance Tax Notes, Series 2020, 2.00% 2/1/2040 (put 8/1/2023)	2,560	2,560
El Paso Independent School Dist., Unlimited Tax Rev. Ref. Bonds, Series 2020, 5.00% 8/15/2027	1,000	1,083
Forney Independent School Dist., Unlimited Tax School Building and Rev. Ref. Bonds, Series 2020-A, 5.00% 8/15/2029	1,255	1,410
Fort Bend Grand Parkway Toll Road Auth., Limited Contract Tax and Toll Road Rev. Ref. Bonds, Series 2021-A, 5.00% 3/1/2031	1,000	1,147
Fort Bend Grand Parkway Toll Road Auth., Limited Contract Tax and Toll Road Rev. Ref. Bonds, Series 2021-A, 4.00% 3/1/2032	500	535
Fort Bend Grand Parkway Toll Road Auth., Limited Contract Tax and Toll Road Rev. Ref. Bonds, Series 2021-A, 4.00% 3/1/2033	1,000	1,063
Fort Bend Independent School Dist., Unlimited Tax Rev. Ref. Bonds, Series 2021-B, 0.72% 8/1/2051 (put 8/1/2026)	14,525	12,902
Fort Bend Independent School Dist., Unlimited Tax School Building and Rev. Ref. Bonds, Series 2020-B, 0.875% 8/1/2050 (put 8/1/2025)	5,740	5,398
Fort Bend Independent School Dist., Unlimited Tax School Building Bonds, Series 2020-A, 5.00% 8/15/2028	1,635	1,799
Fort Worth Independent School Dist., Unlimited Tax School Building Bonds, Series 2019-A, 5.00% 2/15/2027	1,075	1,148
G.O. Water Financial Assistance Rev. Ref. Bonds, Series 2021-B, 4.00% 8/1/2028	1,500	1,523



# Limited Term Tax-Exempt Bond Fund of America (continued)

Bonds, notes & other debt instruments (continued)	Principal amount (000)	Value (000)
<b>Texas (continued)</b>		
G.O. Water Financial Assistance Rev. Ref. Bonds, Series 2021-B, 4.00% 8/1/2029	USD1,500	\$ 1,524
G.O. Water Financial Assistance Rev. Ref. Bonds, Series 2021-B, 4.00% 8/1/2030	630	640
Galveston Independent School Dist., Unlimited Tax School Building Bonds, Series 2022, 5.00% 2/1/2032	1,360	1,538
Galveston Public Fac. Corp., Multi Family Housing Rev. Bonds (The Orleanders at Broadway), Series 2021, 0.47% 8/1/2025 (put 8/1/2024)	6,140	5,905
City of Garland, Electric Utility System Rev. Ref. Bonds, Series 2021-A, 5.00% 3/1/2028	275	296
City of Garland, Electric Utility System Rev. Ref. Bonds, Series 2021-A, 5.00% 3/1/2029	385	422
City of Garland, Electric Utility System Rev. Ref. Bonds, Series 2021-A, 5.00% 3/1/2030	375	417
City of Garland, Electric Utility System Rev. Ref. Bonds, Series 2021-A, 5.00% 3/1/2031	625	705
City of Garland, Electric Utility System Rev. Ref. Bonds, Series 2021-A, 5.00% 3/1/2032	720	812
City of Garland, Tax and Rev. Certs. of Obligation, Series 2021, 5.00% 2/15/2024	1,365	1,377
Goose Creek Consolidated Independent School Dist., Unlimited Tax School Building Bonds, Series 2021, 5.00% 2/15/2028	1,060	1,155
Goose Creek Consolidated Independent School Dist., Unlimited Tax School Building Bonds, Series 2014-B, 0.60% 2/15/2035 (put 8/17/2026)	3,190	2,942
Grand Parkway Transportation Corp., Grand Parkway System Toll Rev. Bonds, Series 2013-B, 5.00% 4/1/2053 (preref. 10/1/2023)	2,140	2,146
Harlandale Independent School Dist., Maintenance Tax Notes, Series 2021, BAM insured, 2.00% 8/15/2040 (put 8/15/2024)	1,745	1,725
Harlandale Independent School Dist., Unlimited Tax Rev. Ref. Bonds, Series 2020, 0.75% 8/15/2045 (put 8/15/2025)	4,570	4,344
Harlingen Consolidated Independent School Dist., Unlimited Tax Rev. Ref. Bonds, Series 2020, 5.00% 8/15/2032	1,000	1,124
County of Harris, Flood Control Dist., Improvement Rev. Ref. Bonds, Series 2020-A, 5.00% 10/1/2027	910	985
County of Harris, Metropolitan Transit Auth., Sales and Use Tax Contractual Obligations, Series 2015-B, 5.00% 11/1/2025	810	841
County of Harris, Metropolitan Transit Auth., Sales and Use Tax Contractual Obligations, Series 2014, 5.00% 11/1/2027 (preref. 11/1/2024)	1,140	1,163
County of Harris, Sports Auth., Rev. Ref. Bonds, Series 2014-A, Assured Guaranty Municipal insured, 5.00% 11/15/2024	3,000	3,056
Harris County Cultural Education Facs. Fin. Corp., Hospital Rev. Bonds (Texas Children's Hospital), Series 2019-B, 5.00% 10/1/2041 (put 10/1/2024)	5,440	5,525
Harris County Cultural Education Facs. Fin. Corp., Medical Facs. Mortgage Rev. Ref. Bonds (Baylor College of Medicine), Series 2019-A, (USD-SOFR x 0.70 + 0.73%) 4.293% 11/15/2046 (put 7/1/2024) <sup>1</sup>	5,485	5,485
Harris County Cultural Education Facs. Fin. Corp., Rev. Bonds (Texas Medical Center), Series 2020-A, 0.90% 5/15/2050 (put 5/15/2025)	4,590	4,322
Harris County Cultural Education Facs. Fin. Corp., Thermal Utility Rev. Ref. Bonds (TECO Project), Series 2017, 5.00% 11/15/2031	2,045	2,202
Harris County Health Facs. Dev. Corp., Rev. Ref. Bonds (CHRISTUS Health), Series 2005-A-4, Assured Guaranty Municipal insured, 4.19% 7/1/2031 <sup>1</sup>	125	125
Hays Consolidated Independent School Dist., Unlimited Tax Rev. Ref. Bonds, Series 2017, 5.00% 2/15/2027	1,790	1,917
Hays Consolidated Independent School Dist., Unlimited Tax School Building Bonds, Series 2021, 4.00% 2/15/2031	1,230	1,290
Hays Consolidated Independent School Dist., Unlimited Tax School Building Bonds, Series 2022, 5.00% 2/15/2035	1,000	1,143
Dept. of Housing and Community Affairs, Multi Family Housing Rev. Bonds (Corona Del Valle), Series 2021, 0.37% 8/1/2025 (put 8/1/2023)	1,885	1,885
Dept. of Housing and Community Affairs, Multi Family Housing Rev. Bonds (Palladium Simpson Stuart Apartments), Series 2021, 0.35% 1/1/2025 (put 1/1/2024)	6,425	6,291
Dept. of Housing and Community Affairs, Multi Family Housing Rev. Bonds (The Park at Kirkstall), Series 2021, 0.65% 12/1/2025 (put 12/1/2024)	11,650	11,041
Dept. of Housing and Community Affairs, Residential Mortgage Rev. Bonds, Series 2019-A, 4.75% 1/1/2049	1,905	1,919
Dept. of Housing and Community Affairs, Residential Mortgage Rev. Bonds, Series 2021-A, 3.00% 1/1/2052	17,315	16,606
Dept. of Housing and Community Affairs, Residential Mortgage Rev. Bonds, Series 2023-A, 5.50% 7/1/2053	22,140	23,630
Dept. of Housing and Community Affairs, Single Family Mortgage Rev. Bonds, Series 2018-A, 4.75% 3/1/2049	4,615	4,642
Dept. of Housing and Community Affairs, Single Family Mortgage Rev. Bonds, Series 2019-A, 4.00% 3/1/2050	8,080	8,018
Dept. of Housing and Community Affairs, Single Family Mortgage Rev. Bonds, Series 2020-A, 3.50% 3/1/2051	7,185	7,012
Dept. of Housing and Community Affairs, Single Family Mortgage Rev. Bonds, Series 2021-A, 3.00% 3/1/2052	18,605	17,820
Dept. of Housing and Community Affairs, Single Family Mortgage Rev. Bonds, Series 2022-A, 5.50% 9/1/2052	1,690	1,793
Dept. of Housing and Community Affairs, Single Family Mortgage Rev. Bonds, Series 2022-B, 6.00% 3/1/2053	10,005	10,979
Housing Options, Inc., Multi Family Housing Rev. Bonds (Brooks Manor - The Oaks Project), Series 2021, 0.50% 8/1/2041 (put 3/1/2025)	2,540	2,379
Housing Options, Inc., Multi Family Housing Rev. Bonds (Estelle Village Apartments), Series 2022, 3.90% 2/1/2026 (put 2/1/2025)	11,200	11,143



# Limited Term Tax-Exempt Bond Fund of America (continued)

Bonds, notes & other debt instruments (continued)	Principal amount (000)	Value (000)
<b>Texas (continued)</b>		
City of Houston, Airport System Rev. and Rev. Ref. Bonds, Series 2018-A, AMT, 5.00% 7/1/2028	USD1,000	\$ 1,064
City of Houston, Airport System Rev. Bonds, Series 2018-C, AMT, BAM insured, 5.00% 7/1/2025	1,250	1,277
City of Houston, Airport System Rev. Ref. Bonds, Series 2018-C, AMT, 5.00% 7/1/2026	1,380	1,432
City of Houston, Airport System Rev. Ref. Bonds, Series 2023-B, Assured Guaranty Municipal insured, AMT, 5.00% 7/1/2028	3,825	4,075
City of Houston, Airport System Rev. Ref. Bonds, Series 2018-C, AMT, 5.00% 7/1/2029	1,500	1,598
City of Houston, Airport System Rev. Ref. Bonds, Series 2020-A, AMT, 5.00% 7/1/2029	1,700	1,834
City of Houston, Airport System Rev. Ref. Bonds, Series 2023-B, Assured Guaranty Municipal insured, AMT, 5.00% 7/1/2029	8,420	9,082
City of Houston, Airport System Rev. Ref. Bonds, Series 2018-C, AMT, 5.00% 7/1/2030	1,035	1,104
City of Houston, Airport System Rev. Ref. Bonds, Series 2020-A, AMT, 5.00% 7/1/2030	3,440	3,752
City of Houston, Airport System Rev. Ref. Bonds, Series 2023-B, Assured Guaranty Municipal insured, AMT, 5.00% 7/1/2031	15,000	16,521
City of Houston, Airport System Rev. Ref. Bonds, Series 2018-D, 5.00% 7/1/2036	2,000	2,148
City of Houston, Airport System Rev. Ref. Bonds, Series 2020-A, AMT, 4.00% 7/1/2037	2,945	2,923
City of Houston, Combined Utility System Rev. and Rev. Ref. Bonds, Series 2016-B, 5.00% 11/15/2027	500	530
City of Houston, Combined Utility System Rev. Ref. Bonds, Series 2019-B, 5.00% 11/15/2027	550	595
City of Houston, Combined Utility System Rev. Ref. Bonds, Series 2019-B, 5.00% 11/15/2028	500	552
City of Houston, Combined Utility System Rev. Ref. Bonds, Series 2019-B, 5.00% 11/15/2029	490	551
City of Houston, Combined Utility System Rev. Ref. Bonds, Series 2019-B, 5.00% 11/15/2030	650	729
City of Houston, Combined Utility System Rev. Ref. Bonds, Capital Appreciation Bonds, Series 1998-A, Assured Guaranty Municipal insured, 0% 12/1/2024 (escrowed to maturity)	2,500	2,389
City of Houston, Convention and Entertainment Facs. Dept., Hotel Occupancy Tax and Special Rev. Ref. Bonds, Series 2021, 4.00% 9/1/2025	85	86
City of Houston, Convention and Entertainment Facs. Dept., Hotel Occupancy Tax and Special Rev. Ref. Bonds, Series 2021, 4.00% 9/1/2026	140	143
City of Houston, Convention and Entertainment Facs. Dept., Hotel Occupancy Tax and Special Rev. Ref. Bonds, Series 2021, 4.00% 9/1/2028	355	368
City of Houston, Convention and Entertainment Facs. Dept., Hotel Occupancy Tax and Special Rev. Ref. Bonds, Series 2021, 4.00% 9/1/2030	280	294
City of Houston, Convention and Entertainment Facs. Dept., Hotel Occupancy Tax and Special Rev. Ref. Bonds, Series 2021, 4.00% 9/1/2031	160	169
City of Houston, Downtown Redev. Auth., Tax Increment Contract Rev. Ref. Bonds, Series 2015, BAM insured, 5.00% 9/1/2027	2,460	2,563
City of Houston, Memorial City Redev. Auth., Tax Increment Contract Rev. and Rev. Ref. Bonds, Series 2019, Assured Guaranty Municipal insured, 5.00% 9/1/2027	1,050	1,112
City of Houston, Memorial City Redev. Auth., Tax Increment Contract Rev. and Rev. Ref. Bonds, Series 2019, Assured Guaranty Municipal insured, 5.00% 9/1/2028	1,250	1,343
City of Houston, Water and Sewer System Rev. Ref. Bonds, Capital Appreciation Bonds, Series 1998-A, Assured Guaranty Municipal insured, 0% 12/1/2028 (escrowed to maturity)	1,300	1,100
Houston Housing Fin. Corp., Multi Family Housing Rev. Bonds (Temenos Place Apartments), Series 2021, 0.29% 8/1/2024 (put 8/1/2023)	8,190	8,190
Houston Housing Fin. Corp., Multi Family Housing Rev. Notes (Summerdale Apartments), Series 2023, 5.00% 8/1/2041 (put 8/1/2026)	2,095	2,157
Hurst-Euless-Bedford Independent School Dist., Unlimited Tax School Building Bonds, Series 2019, 5.00% 8/15/2026	1,250	1,322
Hutto Independent School Dist., Unlimited Tax School Building Bonds, Series 2015, 2.00% 2/1/2055 (put 8/1/2025)	3,750	3,637
Irving Independent School Dist., Unlimited Tax Rev. Ref. Bonds, Series 2016, 5.00% 2/15/2027	1,350	1,411
County of Kaufman, Unlimited Tax Road Bonds, Series 2020, 5.00% 2/15/2031	1,000	1,099
Kaufman Independent School Dist., Unlimited Tax School Building and Rev. Ref. Bonds, Series 2016, 5.00% 2/15/2028	1,445	1,511
Kilgore Independent School Dist., Unlimited Tax School Building Bonds, Series 2022, 5.00% 2/15/2026	205	215
Lake Travis Independent School Dist., Unlimited Tax School Building Bonds, Series 2019, 5.00% 2/15/2026	1,110	1,162
Lamar Consolidated Independent School Dist., Unlimited Tax Schoolhouse Bonds, Series 2021, 5.00% 2/15/2029	740	821
Love Field Airport Modernization Corp., General Airport Rev. Bonds, Series 2017, AMT, 5.00% 11/1/2026	1,000	1,044
Love Field Airport Modernization Corp., General Airport Rev. Ref. Bonds, Series 2021, AMT, Assured Guaranty Municipal insured, 5.00% 11/1/2032	3,535	3,893
Lower Colorado River Auth., Rev. Ref. Bonds, Series 2022, Assured Guaranty Municipal insured, 5.00% 5/15/2031	1,800	2,072
Lower Colorado River Auth., Transmission Contract Rev. Ref. Bonds (LCRA Transmission Services Corp. Project), Series 2020-A, 5.00% 5/15/2029	1,000	1,108
Lower Colorado River Auth., Transmission Contract Rev. Ref. Bonds (LCRA Transmission Services Corp. Project), Series 2020-A, 5.00% 5/15/2030	1,000	1,126

# Limited Term Tax-Exempt Bond Fund of America (continued)

Bonds, notes & other debt instruments (continued)	Principal amount (000)	Value (000)
<b>Texas (continued)</b>		
Lower Colorado River Auth., Transmission Contract Rev. Ref. Bonds (LCRA Transmission Services Corp. Project), Series 2020, 5.00% 5/15/2033	USD2,010	\$2,222
Lumberton Independent School Dist., Unlimited Tax School Building Bonds, Series 2020, 5.00% 2/15/2029	1,310	1,467
Manor Independent School Dist., Unlimited Tax School Building Bonds, Series 2022, 5.00% 8/1/2032	575	677
Mansfield Independent School Dist., Unlimited Tax Rev. Ref. Bonds, Series 2015, 5.00% 2/15/2028 (preref. 2/15/2025)	2,415	2,478
Mansfield Independent School Dist., Unlimited Tax School Building Bonds, Series 2014, 5.00% 2/15/2034 (preref. 2/15/2024)	1,290	1,301
County of Matagorda, Navigation Dist. No. 1, Pollution Control Rev. Ref. Bonds (Central Power and Light Co. Project), Series 1996, AMT, 0.90% 5/1/2030 (put 9/1/2023)	4,545	4,529
McAllen Independent School Dist., Maintenance Tax Notes, Series 2020, 5.00% 2/15/2026	895	935
City of McKinney, Waterworks and Sewer System Rev. Bonds, Series 2022, 5.00% 3/15/2029	400	443
McKinney Independent School Dist., Unlimited Tax School Building Bonds, Series 2018, 5.00% 2/15/2028	1,640	1,791
Medina Valley Independent School Dist., Unlimited Tax School Building Bonds, Series 2023, 5.00% 2/15/2035	4,220	4,898
Medina Valley Independent School Dist., Unlimited Tax School Building Bonds, Series 2021, 0.82% 2/15/2051 (put 2/15/2026)	4,515	4,142
Municipal Gas Acquisition and Supply Corp. I, Gas Supply Rev. Bonds, Series 2008-D, 6.25% 12/15/2026	3,375	3,508
Municipal Gas Acquisition and Supply Corp. II, Gas Supply Rev. Bonds, Series 2007-B, (SIFMA Municipal Swap Index + 0.55%) 4.53% 9/15/2027 <sup>1</sup>	1,885	1,863
Municipal Gas Acquisition and Supply Corp. III, Gas Supply Rev. Ref. Bonds, Series 2021, 5.00% 12/15/2025	1,215	1,229
Municipal Power Agcy., Transmission System Rev. Ref. Bonds, Series 2021, Assured Guaranty Municipal insured, 2.00% 9/1/2033	1,790	1,445
Municipal Power Agcy., Transmission System Rev. Ref. Bonds, Series 2021, Assured Guaranty Municipal insured, 3.00% 9/1/2034	1,040	967
Municipal Power Agcy., Transmission System Rev. Ref. Bonds, Series 2021, Assured Guaranty Municipal insured, 3.00% 9/1/2036	1,345	1,196
Nederland Independent School Dist., Unlimited Tax School Building Bonds, Series 2021, 5.00% 8/15/2029	1,150	1,295
Nederland Independent School Dist., Unlimited Tax School Building Bonds, Series 2021, 5.00% 8/15/2030	1,000	1,126
Nederland Independent School Dist., Unlimited Tax School Building Bonds, Series 2021, 5.00% 8/15/2031	1,075	1,209
Nederland Independent School Dist., Unlimited Tax School Building Bonds, Series 2021, 4.00% 8/15/2032	1,000	1,049
New Caney Independent School Dist., Unlimited Tax School Building Bonds, Series 2023, 5.00% 2/15/2035	750	880
New Hope Cultural Education Facs. Fin. Corp., Hospital Rev. Bonds (Children's Health System of Texas Project), Series 2017-A, 5.00% 8/15/2028	1,500	1,609
New Hope Cultural Education Facs. Fin. Corp., Retirement Fac. Rev. Bonds (Westminster Project), Series 2016, 5.00% 11/1/2023	500	501
New Hope Cultural Education Facs. Fin. Corp., Retirement Fac. Rev. Bonds (Westminster Project), Series 2016, 5.00% 11/1/2024	625	630
New Hope Cultural Education Facs. Fin. Corp., Retirement Fac. Rev. Bonds (Westminster Project), Series 2016, 5.00% 11/1/2027	1,230	1,250
New Hope Cultural Education Facs. Fin. Corp., Retirement Fac. Rev. Bonds (Westminster Project), Series 2016, 5.00% 11/1/2028	1,675	1,699
New Hope Cultural Education Facs. Fin. Corp., Student Housing Rev. Bonds (CHF-Collegiate Housing Stephenville III, LLC - Tarleton State University Project), Series 2015-A, 5.00% 4/1/2030 (preref. 4/1/2025)	800	823
North Central Texas Health Facs. Dev. Corp., Hospital Rev. Bonds (Presbyterian Healthcare System Project), Series 1996, National insured, 5.75% 6/1/2026 (escrowed to maturity)	3,130	3,260
North Central Texas Housing Fin. Corp., Multi Family Housing Rev. Bonds (Bluebonnet Ridge Apartments), Series 2021, 0.375% 8/1/2040 (put 8/1/2024)	2,880	2,758
North East Independent School Dist., Unlimited Tax School Building and Rev. Ref. Bonds, Series 2019-A, 4.00% 8/1/2032	215	224
North Fort Bend Water Auth., Water System Rev. and Rev. Ref. Bonds, Series 2021, BAM insured, 5.00% 12/15/2028	1,000	1,104
North Fort Bend Water Auth., Water System Rev. and Rev. Ref. Bonds, Series 2021, BAM insured, 5.00% 12/15/2031	850	978
North Harris County Regional Water Auth., Rev. and Rev. Ref. Bonds, Series 2016, 5.00% 12/15/2034	950	1,001
North Texas Municipal Water Dist., Contract Rev. Bonds (Sabine Creek Regional Wastewater System), Series 2022, Assured Guaranty Municipal insured, 5.00% 6/1/2030	1,000	1,128
North Texas Tollway Auth., System Rev. and Rev. Ref. Bonds, Series 2019-A, 5.00% 1/1/2027	1,000	1,066
North Texas Tollway Auth., System Rev. and Rev. Ref. Bonds, Series 2019-A, 5.00% 1/1/2029	2,000	2,208
North Texas Tollway Auth., System Rev. Ref. Bonds, Series 2016-A, 5.00% 1/1/2027	1,000	1,006
North Texas Tollway Auth., System Rev. Ref. Bonds, Series 2016-A, 5.00% 1/1/2028	2,000	2,094
North Texas Tollway Auth., System Rev. Ref. Bonds, Series 2015-A, 5.00% 1/1/2030	300	306
North Texas Tollway Auth., System Rev. Ref. Bonds, Capital Appreciation Bonds, Series 2008-D, Assured Guaranty insured, 0% 1/1/2030	4,500	3,613

# Limited Term Tax-Exempt Bond Fund of America (continued)

Bonds, notes & other debt instruments (continued)	Principal amount (000)	Value (000)
<b>Texas (continued)</b>		
North Texas Tollway Auth., System Rev. Ref. Second Tier Bonds, Series 2022-B, 5.00% 1/1/2025	USD3,500	\$ 3,582
Northside Independent School Dist., Unlimited Tax Rev. Ref. Bonds, Series 2020, 5.00% 8/1/2027	850	918
Northside Independent School Dist., Unlimited Tax School Building Bonds, Series 2017, 4.00% 6/1/2035	1,705	1,763
Northside Independent School Dist., Unlimited Tax School Building Bonds, Series 2020, 0.70% 6/1/2050 (put 6/1/2025)	7,415	7,010
Northwest Independent School Dist., Unlimited Tax Rev. Ref. Bonds, Series 2015-A, 5.00% 2/15/2031 (preref. 2/15/2025)	1,000	1,027
Northwest Independent School Dist., Unlimited Tax School Building Bonds, Series 2021, 5.00% 2/15/2030	1,070	1,215
Northwest Independent School Dist., Unlimited Tax School Building Bonds, Series 2021, 5.00% 2/15/2031	1,000	1,134
Northwest Independent School Dist., Unlimited Tax School Building Bonds, Series 2017, 5.00% 2/15/2042 (preref. 2/15/2026)	5,075	5,320
County of Nueces, Combination Tax and Limited Tax Rev. Ref. Certs. of Obligation, Series 2021-A, 5.00% 2/15/2029	460	509
Odessa Housing Fin. Corp., Multi Family Housing Rev. Bonds (Cove in Odessa Apartments), Series 2021, 0.37% 2/1/2024 (put 9/1/2023)	7,725	7,694
Pasadena Independent School Dist., Unlimited Tax Rev. Ref. Bonds, Series 2019, 5.00% 2/15/2029	2,085	2,333
Pearsall Independent School Dist., Unlimited Tax School Building Bonds, Series 2020, 5.00% 8/15/2030	1,275	1,432
Plano Independent School Dist., Unlimited Tax Rev. Ref. Bonds, Series 2016-A, 5.00% 2/15/2029	1,065	1,117
Plano Public Fac. Corp., Multi Family Housing Rev. Bonds (K Avenue Lofts), Series 2021, 0.65% 12/1/2041 (put 12/1/2024)	9,500	9,500
Prosper Independent School Dist., Unlimited Tax School Building Bonds, Series 2022, 5.00% 2/15/2035	3,680	4,257
Prosper Independent School Dist., Unlimited Tax School Building Bonds, Series 2019-B, 2.00% 2/15/2050 (put 8/15/2023)	3,145	3,143
County of Rockwall, Permanent Improvement and Rev. Ref. Bonds, Series 2020, 5.00% 2/1/2028	1,400	1,517
County of Rockwall, Permanent Improvement and Rev. Ref. Bonds, Series 2020, 5.00% 2/1/2029	1,495	1,650
County of Rockwall, Permanent Improvement and Rev. Ref. Bonds, Series 2020, 5.00% 2/1/2030	950	1,051
County of Rockwall, Permanent Improvement and Rev. Ref. Bonds, Series 2020, 5.00% 2/1/2031	1,450	1,605
City of San Antonio, Airport System Rev. Ref. Bonds, Series 2019-A, AMT, 5.00% 7/1/2028	1,250	1,331
City of San Antonio, Combination Tax and Rev. Certs. of Obligation, Series 2020, 5.00% 8/1/2028	1,030	1,126
City of San Antonio, Electric and Gas Systems Rev. Ref. Bonds, Series 2022, 5.00% 2/1/2025	1,705	1,749
City of San Antonio, Electric and Gas Systems Rev. Ref. Bonds, Series 2022, 5.00% 2/1/2027	180	192
City of San Antonio, Electric and Gas Systems Rev. Ref. Bonds, Series 2022, 5.00% 2/1/2028	1,000	1,086
City of San Antonio, Electric and Gas Systems Rev. Ref. Bonds, Series 2022, 5.00% 2/1/2029	1,135	1,254
City of San Antonio, Electric and Gas Systems Rev. Ref. Bonds, Series 2022, 5.00% 2/1/2032	380	439
City of San Antonio, Passenger Fac. Charge and Airport System Rev. Ref. Bonds, Series 2019-A, AMT, 5.00% 7/1/2029	1,000	1,079
City of San Antonio, Water System Rev. Ref. Bonds, Series 2019-C, 5.00% 5/15/2025	875	901
City of San Antonio, Water System Rev. Ref. Bonds, Series 2016-A, 5.00% 5/15/2026	1,200	1,263
City of San Antonio, Water System Rev. Ref. Bonds, Series 2019-C, 5.00% 5/15/2026	1,000	1,052
City of San Antonio, Water System Rev. Ref. Bonds, Series 2019-C, 5.00% 5/15/2027	1,000	1,075
San Antonio Housing Trust Fin. Corp., Multi Family Housing Rev. Bonds (The Arbors at West Avenue Apartments), Series 2022, 1.45% 3/1/2026 (put 3/1/2025)	2,400	2,299
San Antonio Independent School Dist., Unlimited Tax Rev. Ref. Bonds, Series 2020-B, 5.00% 8/15/2029	2,500	2,803
Spring Branch Independent School Dist., Unlimited Tax Schoolhouse Bonds, Series 2019, 5.00% 2/1/2027	1,725	1,842
Spring Independent School Dist., Unlimited Tax School Building Bonds, Series 2019, 5.00% 8/15/2031	1,850	2,048
Surface Transportation Corp., Rev. Ref. Bonds (LBJ Infrastructure Group, LLC I-635 Managed Lanes Project), Series 2020-A, 4.00% 12/31/2030	280	280
Tarrant County Cultural Education Facs. Fin. Corp., Hospital Rev. Bonds (Baylor Scott & White Health Project), Series 2016-A, 5.00% 11/15/2029	5,020	5,272
Tarrant County Cultural Education Facs. Fin. Corp., Hospital Rev. Bonds (Baylor Scott & White Health Project), Series 2022-E, 5.00% 11/15/2052 (put 5/15/2026)	9,315	9,660
Tarrant County Cultural Education Facs. Fin. Corp., Hospital Rev. Bonds (Baylor Scott & White Health Project), Series 2022-F, 5.00% 11/15/2052 (put 11/15/2030)	6,965	7,691
Tarrant County Cultural Education Facs. Fin. Corp., Hospital Rev. Bonds (Cook Children's Medical Center), Series 2020, 4.00% 12/1/2034	2,000	2,056
Tarrant County Cultural Education Facs. Fin. Corp., Rev. Bonds (Christus Health), Series 2022-A, 5.00% 7/1/2053 (put 7/1/2032)	15,990	17,810
Temple Independent School Dist., Unlimited Tax School Building Bonds, Series 2022, 5.00% 2/1/2032	1,560	1,795
Temple Independent School Dist., Unlimited Tax School Building Bonds, Series 2022, 5.00% 2/1/2033	1,500	1,725
Temple Independent School Dist., Unlimited Tax School Building Bonds, Series 2022, 5.00% 2/1/2034	1,865	2,148
Texas City Independent School Dist., Unlimited Tax School Building Rev. Ref. Bonds, Series 2019, 5.00% 8/15/2025	1,500	1,555

# Limited Term Tax-Exempt Bond Fund of America (continued)

Bonds, notes & other debt instruments (continued)	Principal amount (000)	Value (000)
<b>Texas (continued)</b>		
Board of Regents of the Texas State University System, Rev. Fncg. System Rev. and Rev. Ref. Bonds, Series 2017-A, 5.00% 3/15/2026	USD1,425	\$ 1,493
Tomball Independent School Dist., Unlimited Tax School Building Bonds, Series 2020, 5.00% 2/15/2024	780	787
Transportation Commission, Central Texas Turnpike System Rev. Ref. Bonds, Series 2015-C, 5.00% 8/15/2025	1,000	1,009
Transportation Commission, Highway Improvement G.O. Bonds, Series 2016-A, 5.00% 4/1/2028	1,000	1,052
Travis County Housing Fin. Corp., Multi Family Housing Rev. Bonds (Airport Gateway Apartments), Series 2022, 4.125% 6/1/2045 (put 6/1/2027)	3,850	3,853
Travis County Strategic Housing Fin. Corp., Multi Family Housing Rev. Bonds (Yager Flats), Series 2021, 0.46% 9/1/2041 (put 2/1/2025)	28,045	26,412
Trinity River Auth., Regional Wastewater System Rev. Improvement and Rev. Ref. Bonds, Series 2019, 5.00% 8/1/2027	1,250	1,351
Trinity River Auth., Regional Wastewater System Rev. Ref. Bonds, Series 2021, 5.00% 8/1/2031	2,195	2,535
Trinity River Public Fac. Corp., Multi Family Housing Rev. Bonds (Cowan Place Apartments), Series 2021, 0.28% 10/1/2024 (put 10/1/2023)	5,000	4,961
United Independent School Dist., Unlimited Tax School Building Bonds, Series 2019, 5.00% 8/15/2025	1,030	1,070
United Independent School Dist., Unlimited Tax School Building Bonds, Series 2019, 5.00% 8/15/2026	1,420	1,506
United Independent School Dist., Unlimited Tax School Building Bonds, Series 2019, 5.00% 8/15/2027	1,490	1,614
Board of Regents of the University of Houston System, Consolidated Rev. and Rev. Ref. Bonds, Series 2017-C, 5.00% 2/15/2028	2,665	2,779
Board of Regents of the University of North Texas System, Rev. Fncg. System Rev. Ref. and Improvement Bonds, Series 2017-A, 5.00% 4/15/2025	1,255	1,292
Board of Regents of the University of North Texas System, Rev. Fncg. System Rev. Ref. and Improvement Bonds, Series 2018-A, 5.00% 4/15/2025	240	247
Board of Regents of the University of North Texas System, Rev. Fncg. System Rev. Ref. and Improvement Bonds, Series 2018-A, 5.00% 4/15/2026	760	797
Board of Regents of the University of Texas System, Rev. Fncg. System Bonds, Series 2016-E, 5.00% 8/15/2027	1,320	1,428
Board of Regents of the University of Texas System, Rev. Fncg. System Bonds, Series 2022-A, 4.00% 8/15/2036	1,810	1,880
Upper Trinity Regional Water Dist., Treated Water Supply System Rev. Ref. Bonds, Series 2022, BAM insured, 5.00% 8/1/2028	815	895
Upper Trinity Regional Water Dist., Treated Water Supply System Rev. Ref. Bonds, Series 2022, BAM insured, 5.00% 8/1/2029	465	521
Waco Independent School Dist., Unlimited Tax Rev. Ref. Bonds, Series 2016, 5.00% 8/15/2027	1,615	1,707
Waco Public Facs. Corp. II, Multi Family Housing Rev. Bonds (Trendwood Apartments), Series 2022, 3.50% 8/1/2025 (put 8/1/2024)	9,860	9,794
Waller Independent School Dist., Unlimited Tax School Building Bonds, Series 2020-A, 5.00% 2/15/2030	1,820	2,045
Water Dev. Board, State Revolving Fund Rev. Bonds, Series 2018, 5.00% 8/1/2030	2,760	2,977
Water Dev. Board, State Water Implementation Rev. Fund, Rev. Bonds (Master Trust), Series 2018-A, 5.00% 10/15/2029	5,030	5,485
Water Dev. Board, State Water Implementation Rev. Fund, Rev. Bonds (Master Trust), Series 2021, 5.00% 4/15/2031	1,445	1,653
Willis Independent School Dist., Unlimited Tax School Building Bonds, Series 2022, 5.00% 2/15/2034	500	575
		<u>818,258</u>
<b>United States 0.14%</b>		
Freddie Mac, Multi Family Certs., Series 2023, 2.75% 11/25/2035 <sup>2</sup>	7,815	6,637
Freddie Mac, Multi Family Mortgage Bonds, Series 2019-ML-05, Class ACA, 3.35% 11/25/2033	2,827	2,578
		<u>9,215</u>
<b>Utah 1.02%</b>		
Board of Higher Education, General Rev. Bonds (University of Utah), Series 2023-B, 5.00% 8/1/2032	750	887
Board of Higher Education, General Rev. Bonds (University of Utah), Series 2023-B, 5.00% 8/1/2033	525	628
Board of Higher Education, General Rev. Bonds (University of Utah), Series 2023-B, 5.00% 8/1/2034	750	890
Board of Higher Education, General Rev. Bonds (University of Utah), Series 2023-B, 5.00% 8/1/2035	525	617
Central Valley Water Reclamation Fac., Sewer Rev. Green Bonds , Series 2021-C, 5.00% 3/1/2026	500	525
Central Valley Water Reclamation Fac., Sewer Rev. Green Bonds , Series 2021-C, 5.00% 3/1/2027	555	595
Canyons School Dist., Board of Education, G.O. Rev. Ref. Bonds (Utah School Bond Guaranty Program), Series 2021-B, 5.00% 6/15/2027	1,350	1,459
Housing Corp., Multi Family Housing Rev. Bonds (Fellowship Manor Apartments), Series 2022, 2.00% 10/1/2024 (put 10/1/2023)	7,031	7,010
Housing Corp., Multi Family Housing Rev. Bonds (New City Plaza Apartments Project), Series 2021, 3.50% 8/1/2025 (put 8/1/2024)	24,100	23,923

# Limited Term Tax-Exempt Bond Fund of America (continued)

Bonds, notes & other debt instruments (continued)	Principal amount (000)	Value (000)
<b>Utah (continued)</b>		
Housing Corp., Multi Family Housing Rev. Bonds (Three Link Towers Apartments), Series 2022, 2.00% 10/1/2024 (put 10/1/2023)	USD14,177	\$14,135
Housing Corp., Single Family Mortgage Bonds, Class III, Series 2015-D-2, 4.00% 1/1/2045	105	104
Salt Lake City, Airport Rev. Bonds (Salt Lake City International Airport), Series 2021-B, 5.00% 7/1/2025	450	464
Salt Lake City, Airport Rev. Bonds (Salt Lake City International Airport), Series 2021-B, 5.00% 7/1/2026	620	653
Salt Lake City, Airport Rev. Bonds (Salt Lake City International Airport), Series 2023-A, AMT, 5.00% 7/1/2027	1,270	1,335
Salt Lake City, Airport Rev. Bonds (Salt Lake City International Airport), Series 2021-A, AMT, 5.00% 7/1/2028	2,800	2,983
Salt Lake City, Airport Rev. Bonds (Salt Lake City International Airport), Series 2023-A, AMT, 5.00% 7/1/2028	1,500	1,598
Salt Lake City, Airport Rev. Bonds (Salt Lake City International Airport), Series 2017-A, AMT, 5.00% 7/1/2029	2,130	2,240
Salt Lake City, Airport Rev. Bonds (Salt Lake City International Airport), Series 2021-A, AMT, 5.00% 7/1/2029	1,000	1,078
Salt Lake City, Airport Rev. Bonds (Salt Lake City International Airport), Series 2021-A, AMT, 5.00% 7/1/2030	1,990	2,172
Telecommunication Open Infrastructure Agcy., Sales Tax and Telecommunications Rev. Ref. Bonds, Series 2022, 5.00% 6/1/2028	500	541
Telecommunication Open Infrastructure Agcy., Sales Tax and Telecommunications Rev. Ref. Bonds, Series 2022, 5.00% 6/1/2029	470	516
Telecommunication Open Infrastructure Agcy., Sales Tax and Telecommunications Rev. Ref. Bonds, Series 2022, 5.00% 6/1/2031	390	440
Telecommunication Open Infrastructure Agcy., Sales Tax and Telecommunications Rev. Ref. Bonds, Series 2022, 5.00% 6/1/2032	500	571
Telecommunication Open Infrastructure Agcy., Sales Tax and Telecommunications Rev. Ref. Bonds, Series 2022, 5.25% 6/1/2033	600	696
Telecommunication Open Infrastructure Agcy., Sales Tax and Telecommunications Rev. Ref. Bonds, Series 2022, 5.25% 6/1/2034	500	579
City of Vineyard, Redev. Agcy., Tax Increment Rev. and Rev. Ref. Bonds, Series 2021, Assured Guaranty Municipal insured, 5.00% 5/1/2026	750	785
City of Vineyard, Redev. Agcy., Tax Increment Rev. and Rev. Ref. Bonds, Series 2021, Assured Guaranty Municipal insured, 5.00% 5/1/2030	250	281
City of Vineyard, Redev. Agcy., Tax Increment Rev. and Rev. Ref. Bonds, Series 2021, Assured Guaranty Municipal insured, 5.00% 5/1/2031	140	159
		<u>67,864</u>
<b>Vermont 0.12%</b>		
Housing Fin. Agcy., Multiple Purpose Bonds, Series 2017-A, AMT, 4.00% 11/1/2047	1,575	1,553
Housing Fin. Agcy., Multiple Purpose Bonds, Series 2018-A, 4.00% 11/1/2048	820	814
Housing Fin. Agcy., Multiple Purpose Bonds, Series 2019-A, 4.00% 11/1/2049	1,725	1,711
Housing Fin. Agcy., Multiple Purpose Bonds, Series 2020-A, 3.75% 11/1/2050	1,085	1,069
Student Assistance Corp., Education Loan Rev. Bonds, Series 2021-A, AMT, 5.00% 6/15/2027	400	419
Student Assistance Corp., Education Loan Rev. Bonds, Series 2021-A, AMT, 5.00% 6/15/2028	490	514
Student Assistance Corp., Education Loan Rev. Bonds, Series 2021-A, AMT, 5.00% 6/15/2029	500	529
Student Assistance Corp., Education Loan Rev. Bonds, Series 2022-A, AMT, 5.00% 6/15/2031	960	1,022
Student Assistance Corp., Education Loan Rev. Bonds, Series 2021-A, AMT, 2.375% 6/15/2039	415	381
		<u>8,012</u>
<b>Virginia 2.23%</b>		
County of Amelia, Industrial Dev. Auth., Solid Waste Disposal Rev. and Rev. Ref. Bonds (Waste Management, Inc. Project), Series 2002, AMT, 1.45% 4/1/2027	1,810	1,640
County of Arlington, Industrial Dev. Auth., Hospital Rev. Bonds (Virginia Hospital Center), Series 2020, 5.00% 7/1/2027	1,000	1,060
County of Arlington, Industrial Dev. Auth., Hospital Rev. Bonds (Virginia Hospital Center), Series 2020, 5.00% 7/1/2031	600	667
County of Arlington, Industrial Dev. Auth., Hospital Rev. Bonds (Virginia Hospital Center), Series 2020, 5.00% 7/1/2032	1,900	2,111
County of Arlington, Industrial Dev. Auth., Multifamily Housing Rev. Bonds (Park Shirlington Apartments), Series 2023-A, 5.00% 1/1/2026	3,210	3,305
County of Charles City, Econ. Dev. Auth., Solid Waste Disposal Rev. Bonds (Waste Management, Inc. Project), Series 2004-A, 2.875% 2/1/2029	5,400	5,002
County of Charles City, Industrial Dev. Auth., Solid Waste Disposal Rev. and Rev. Ref. Bonds (Waste Management, Inc. Project), Series 2002, AMT, 1.45% 4/1/2027	1,250	1,132
Chesapeake Redev. and Housing Auth., Multi Family Housing Rev. Bonds (Hunters Point Apartments), Series 2023, 5.00% 5/1/2043 (put 5/1/2026)	4,310	4,427



# Limited Term Tax-Exempt Bond Fund of America (continued)

Bonds, notes & other debt instruments (continued)	Principal amount (000)	Value (000)
<b>Virginia (continued)</b>		
College Building Auth., Educational Facs. Rev. Bonds (21st Century College and Equipment Programs), Series 2023-A, 5.00% 2/1/2028	USD7,500	\$ 8,178
College Building Auth., Educational Facs. Rev. Bonds (Regent University Project), Series 2021, 5.00% 6/1/2027	290	300
College Building Auth., Educational Facs. Rev. Bonds (Regent University Project), Series 2021, 5.00% 6/1/2029	375	395
College Building Auth., Educational Facs. Rev. Bonds (Regent University Project), Series 2021, 5.00% 6/1/2030	375	398
College Building Auth., Educational Facs. Rev. Ref. Bonds (21st Century College and Equipment Programs), Series 2017-E, 5.00% 2/1/2027	1,025	1,095
College Building Auth., Educational Facs. Rev. Ref. Bonds (21st Century College and Equipment Programs), Series 2017-E, 5.00% 2/1/2032	3,000	3,260
County of Fairfax, Redev. and Housing Auth., Multi Family Housing Rev. Bonds (Arrowbrook Apartments Project), Series 2020, 0.41% 1/1/2041 (put 1/1/2024)	10,850	10,621
County of Fairfax, Redev. and Housing Auth., Multi Family Housing Rev. Bonds (Oakwood North Four Project), Series 2021, 0.41% 5/1/2025 (put 5/1/2024)	7,570	7,327
Town of Farmville, Industrial Dev. Auth., Educational Facs. Rev. Ref. Bonds (Longwood University Student Housing Project), Series 2018-A, 5.00% 1/1/2028	1,950	1,996
Town of Farmville, Industrial Dev. Auth., Educational Facs. Rev. Ref. Bonds (Longwood University Student Housing Project), Series 2018-A, 5.00% 1/1/2029	2,165	2,231
Town of Farmville, Industrial Dev. Auth., Educational Facs. Rev. Ref. Bonds (Longwood University Student Housing Project), Series 2018-A, 5.00% 1/1/2030	2,275	2,347
Town of Farmville, Industrial Dev. Auth., Educational Facs. Rev. Ref. Bonds (Longwood University Student Housing Project), Series 2018-A, 5.00% 1/1/2031	1,195	1,232
Hampton Roads Sanitation Dist., Wastewater Rev. Ref. Bonds, Series 2014-A, 5.00% 7/1/2028 (preref. 7/1/2024)	2,915	2,963
County of Henrico, Econ. Dev. Auth., Residential Care Fac. Rev. Ref. Bonds (Westminster-Canterbury of Richmond), Series 2018, 5.00% 10/1/2023	575	575
City of Hopewell, Redev. and Housing Auth., Multi Family Housing Rev. Bonds (Hopewell Heights Apartments), Series 2021-A, 0.49% 12/1/2024 (put 12/1/2023)	8,935	8,807
Housing Dev. Auth., Rental Housing Bonds, Series 2020-B, 1.65% 3/1/2031	1,185	997
Housing Dev. Auth., Rental Housing Bonds, Series 2021-K, 1.90% 12/1/2031	1,445	1,246
County of Loudoun, Econ. Dev. Auth., Multi Family Housing Rev. Bonds (The View at Broadlands Project), Series 2022, 2.00% 4/1/2025 (put 4/1/2024)	14,360	14,188
County of Loudoun, G.O. Public Improvement Rev. Ref. Bonds, Series 2020-A, 2.00% 12/1/2034	1,000	845
City of Lynchburg, Econ. Dev. Auth., Hospital Rev. and Rev. Ref. Bonds (Centra Health Obligated Group), Series 2021, 5.00% 1/1/2030	975	1,050
City of Lynchburg, Econ. Dev. Auth., Hospital Rev. and Rev. Ref. Bonds (Centra Health Obligated Group), Series 2021, 5.00% 1/1/2034	1,425	1,573
City of Newport News, Econ. Dev. Auth., Residential Care Facs. Rev. Ref. Bonds (LifeSpire of Virginia), Series 2016, 5.00% 12/1/2031	5,000	5,048
City of Norfolk, G.O. Capital Improvement Bonds, Series 2019, 5.00% 8/1/2044 (preref. 8/1/2028)	1,780	1,974
City of Norfolk, Redev. and Housing Auth., Multi Family Housing Rev. Bonds (Braywood Manor Apartments), Series 2023, 5.00% 5/1/2043 (put 5/1/2026)	1,375	1,412
Port Auth., Commonwealth Port Fund Rev. Bonds, Series 2015, AMT, 5.00% 7/1/2030 (preref. 7/1/2025)	1,530	1,565
Public Building Auth., Public Facs. Rev. Bonds, Series 2016-C, AMT, 5.00% 8/1/2027	1,125	1,178
City of Richmond, Public Utility Rev. and Rev. Ref. Bonds, Series 2016-A, 5.00% 1/15/2028	5,500	5,736
Small Business Fncg. Auth., Residential Care Facs. Rev. and Rev. Ref. Bonds (LifeSpire of Virginia), Series 2021, 3.00% 12/1/2023	235	234
Small Business Fncg. Auth., Residential Care Facs. Rev. and Rev. Ref. Bonds (LifeSpire of Virginia), Series 2021, 3.00% 12/1/2024	220	215
Small Business Fncg. Auth., Residential Care Facs. Rev. and Rev. Ref. Bonds (LifeSpire of Virginia), Series 2021, 4.00% 12/1/2031	2,760	2,654
Small Business Fncg. Auth., Rev. Bonds (National Senior Campuses, Inc. Obligated Group), Series 2020-A, 5.00% 1/1/2029	1,400	1,479
Small Business Fncg. Auth., Rev. Bonds (National Senior Campuses, Inc. Obligated Group), Series 2020-A, 5.00% 1/1/2030	1,650	1,761
Small Business Fncg. Auth., Rev. Ref. Bonds (95 Express Lanes, LLC Project), Series 2022, AMT, 5.00% 1/1/2032	6,670	7,268
Small Business Fncg. Auth., Rev. Ref. Bonds (95 Express Lanes, LLC Project), Series 2022, AMT, 5.00% 7/1/2032	5,420	5,903
Small Business Fncg. Auth., Rev. Ref. Bonds (95 Express Lanes, LLC Project), Series 2022, AMT, 5.00% 1/1/2033	8,000	8,715
Small Business Fncg. Auth., Rev. Ref. Bonds (Elizabeth River Crossings Opco, LLC Project), Series 2022, AMT, 4.00% 7/1/2030	2,250	2,260

# Limited Term Tax-Exempt Bond Fund of America (continued)

Bonds, notes & other debt instruments (continued)	Principal amount (000)	Value (000)
<b>Virginia (continued)</b>		
Small Business Fncc. Auth., Rev. Ref. Bonds (Elizabeth River Crossings Opco, LLC Project), Series 2022, AMT, 4.00% 7/1/2031	USD2,925	\$ 2,941
County of Sussex, Industrial Dev. Auth., Solid Waste Disposal Rev. Bonds (Atlantic Waste Disposal, Inc. Project), Series 2003-A, AMT, 3.95% 6/1/2028 (put 5/1/2024)	4,000	3,997
Upper Occoquan Sewage Auth., Regional Sewerage System Rev. Ref. Bonds, Series 2014, 4.00% 7/1/2040 (preref. 7/1/2025)	3,015	3,068
		<u>148,376</u>
<b>Washington 1.83%</b>		
Central Puget Sound Regional Transit Auth., Sales Tax and Motor Vehicle Excise Tax Improvement and Rev. Ref. Green Bonds, Series 2021-S-1, 5.00% 11/1/2029	510	579
City of Everett, Housing Auth., Multi Family Housing Rev. Bonds (Baker Heights Legacy), Series 2021, 0.30% 9/1/2024 (put 9/1/2023)	2,905	2,894
G.O. Bonds, Series 2019-C, 5.00% 2/1/2031	5,000	5,599
G.O. Bonds, Series 2019-A, 5.00% 8/1/2033	4,000	4,405
G.O. Rev. Ref. Bonds, Series 2017-A, 5.00% 8/1/2027	1,075	1,135
County of Grant, Public Utility Dist. No. 2, Electric System Rev. Ref. Bonds, Series 2017-O, 5.00% 1/1/2024	275	277
Health Care Facs. Auth., Rev. Ref. Bonds (PeaceHealth), Series 2014-A, 5.00% 11/15/2026 (preref. 5/15/2024)	1,000	1,012
Health Care Facs. Auth., Rev. Ref. Bonds (Providence St. Joseph Health), Series 2021-B, 4.00% 10/1/2042 (put 10/1/2030)	3,200	3,211
Housing Fin. Commission, Multi Family Housing Rev. Bonds (HopeSource III Portfolio Projects), Series 2022, 1.25% 1/1/2025 (put 1/1/2024)	4,240	4,183
Housing Fin. Commission, Municipal Certs., Series 2021-1, 3.50% 12/20/2035	21,454	19,835
Housing Fin. Commission, Nonprofit Housing Rev. and Rev. Ref. Bonds (Horizon House Project), Series 2017, 5.00% 1/1/2024 <sup>2</sup>	835	834
Housing Fin. Commission, Nonprofit Housing Rev. and Rev. Ref. Bonds (Horizon House Project), Series 2017, 5.00% 1/1/2026 <sup>2</sup>	1,590	1,571
Housing Fin. Commission, Single Family Program Bonds, Series 2014-2A-R, AMT, 3.50% 6/1/2044	5	5
Housing Fin. Commission, Single Family Program Bonds, Series 2018-1-N, 4.00% 12/1/2048	2,565	2,545
Housing Fin. Commission, Single Family Program Bonds, Series 2019-1-N, 4.00% 6/1/2049	4,645	4,608
Housing Fin. Commission, Single Family Program Bonds, Series 2020-1-N, 4.00% 12/1/2050	550	545
Housing Fin. Commission, Single Family Program Bonds, Series 2021-2-N, 3.00% 6/1/2051	7,700	7,369
Housing Fin. Commission, Single Family Program Rev. Ref. Bonds, Series 2015-A-R, AMT, 3.50% 6/1/2038	95	94
Housing Fin. Commission, Single Family Program Rev. Ref. Bonds, Series 2022-1-N, 5.00% 12/1/2052	4,315	4,482
City of Seattle, Housing Auth., Rev. and Rev. Ref. Bonds (Northgate Plaza Project), Series 2021, 1.00% 6/1/2026	5,410	4,956
City of Seattle, Housing Auth., Rev. Bonds (Lam Bow Apartments Project), Series 2021, 1.25% 6/1/2024	1,180	1,156
City of Seattle, Municipal Light and Power Rev. Ref. Bonds, Series 2021-B, (SIFMA Municipal Swap Index + 0.25%) 4.23% 5/1/2045 (put 11/1/2026) <sup>1</sup>	2,450	2,411
City of Seattle, Solid Waste System Rev. Ref. Bonds, Series 2021, 5.00% 8/1/2030	1,775	2,034
Port of Seattle, Rev. and Rev. Ref. Bonds, Series 2021, AMT, 5.00% 8/1/2030	6,345	6,933
Port of Seattle, Rev. Bonds, Series 2017-C, AMT, 5.00% 5/1/2025	3,165	3,233
Port of Seattle, Rev. Bonds, Series 2018-A, AMT, 5.00% 5/1/2025	5,250	5,363
Port of Seattle, Rev. Bonds, Series 2017-C, AMT, 5.00% 5/1/2026	2,500	2,585
Port of Seattle, Rev. Bonds, Series 2017-C, AMT, 5.00% 5/1/2027	2,500	2,621
Port of Seattle, Rev. Bonds, Series 2018-A, AMT, 5.00% 5/1/2028	3,050	3,195
Port of Seattle, Rev. Bonds, Series 2019, AMT, 5.00% 4/1/2030	2,000	2,152
Port of Seattle, Rev. Ref. Bonds, Series 2015-C, AMT, 5.00% 4/1/2029	1,000	1,010
Port of Seattle, Rev. Ref. Bonds, Series 2022-B, AMT, 5.00% 8/1/2032	6,345	7,071
Port of Seattle, Rev. Ref. Bonds, Series 2022-B, AMT, 5.00% 8/1/2033	5,500	6,125
Port of Seattle, Rev. Ref. Bonds, Series 2022-B, AMT, 5.00% 8/1/2034	5,000	5,551
		<u>121,579</u>

# Limited Term Tax-Exempt Bond Fund of America (continued)

Bonds, notes & other debt instruments (continued)	Principal amount (000)	Value (000)
<b>West Virginia 0.20%</b>		
Econ. Dev. Auth., Solid Waste Disposal Facs. Rev. Bonds (Appalachian Power Co. - Amos Project), Series 2011-A, AMT, 1.00% 1/1/2041 (put 9/1/2025)	USD4,425	\$ 4,114
Econ. Dev. Auth., Solid Waste Disposal Facs. Rev. Ref. Bonds (Appalachian Power Co. - Amos Project), Series 2015-A, 2.55% 3/1/2040 (put 4/1/2024)	1,750	1,727
Econ. Dev. Auth., Solid Waste Disposal Facs. Rev. Ref. Bonds (Kentucky Power Co. - Mitchell Project), Series 2014-A, AMT, 4.70% 4/1/2036 (put 6/17/2026)	5,340	5,351
G.O. State Road Bonds, Series 2021-A, 5.00% 12/1/2025	670	699
Hospital Fin. Auth., Hospital Rev. and Improvement Bonds (West Virginia University Health System Obligated Group), Series 2017-A, 5.00% 6/1/2032	1,385	1,464
		<u>13,355</u>
<b>Wisconsin 1.93%</b>		
G.O. Rev. Ref. Bonds, Series 2017-2, 5.00% 11/1/2027	100	108
G.O. Rev. Ref. Bonds, Series 2017-3, 5.00% 11/1/2027	1,000	1,078
G.O. Rev. Ref. Bonds, Series 2023-2, 5.00% 5/1/2029	14,600	16,413
General Fund Annual Appropriation Rev. Ref. Bonds, Series 2017-B, 5.00% 5/1/2033 (preref. 5/1/2026)	3,165	3,329
Health and Educational Facs. Auth., Rev. Bonds (Advocate Aurora Health Care Credit Group), Series 2018-C-4, (SIFMA Municipal Swap Index + 0.65%) 4.63% 8/15/2054 (put 7/31/2024) <sup>1</sup>	4,000	4,000
Health and Educational Facs. Auth., Rev. Bonds (Ascension Health Senior Credit Group), Series 2016-A, 5.00% 11/15/2039	5,000	5,117
Health and Educational Facs. Auth., Rev. Bonds (Gundersen Lutheran), Series 2020, 5.00% 2/15/2026 <sup>2</sup>	15,000	15,272
Health and Educational Facs. Auth., Rev. Bonds (Milwaukee Regional Medical Center Utility and Infrastructure Obligated Group), Series 2018, 5.00% 4/4/2032	2,000	2,181
Health and Educational Facs. Auth., Rev. Ref. Bonds (ProHealth Care, Inc. Obligated Group), Series 2015, 5.00% 8/15/2031	1,650	1,679
Housing and Econ. Dev. Auth., Home Ownership Mortgage Rev. Bonds, Series 2017-A, 2.69% 7/1/2047	2,799	2,613
Housing and Econ. Dev. Auth., Home Ownership Rev. Bonds, Series 2015-A, AMT, 4.00% 9/1/2045	965	959
Housing and Econ. Dev. Auth., Home Ownership Rev. Bonds, Series 2016-A, AMT, 3.50% 3/1/2046	1,025	1,011
Housing and Econ. Dev. Auth., Home Ownership Rev. Bonds, Series 2017-C, 4.00% 3/1/2048	3,035	3,015
Housing and Econ. Dev. Auth., Home Ownership Rev. Bonds, Series 2018-B, 4.00% 3/1/2048	1,400	1,390
Housing and Econ. Dev. Auth., Home Ownership Rev. Bonds, Series 2019-A, 4.25% 3/1/2049	10,220	10,191
Housing and Econ. Dev. Auth., Home Ownership Rev. Bonds, Series 2020-A, 3.50% 9/1/2050	7,870	7,693
Housing and Econ. Dev. Auth., Home Ownership Rev. Bonds, Series 2021-A, 3.00% 3/1/2052	5,675	5,452
Housing and Econ. Dev. Auth., Home Ownership Rev. Bonds, Series 2021-C, 3.00% 9/1/2052	2,955	2,836
Housing and Econ. Dev. Auth., Housing Rev. Bonds, Series 2021-B, 0.40% 5/1/2045 (put 11/1/2023)	835	826
Housing and Econ. Dev. Auth., Housing Rev. Bonds, Series 2021-B, 0.50% 11/1/2050 (put 11/1/2024)	1,255	1,189
Housing and Econ. Dev. Auth., Housing Rev. Bonds, Series 2021-C, 0.81% 11/1/2052 (put 5/1/2025)	7,140	6,776
City of Milwaukee, Metropolitan Sewerage Dist., G.O. Promissory Notes, Series 2015-A, 3.00% 10/1/2030	3,530	3,497
County of Milwaukee, Airport Rev. Ref. Bonds, Series 2016-A, AMT, 5.00% 12/1/2023	1,475	1,479
County of Milwaukee, Airport Rev. Ref. Bonds, Series 2016-A, AMT, 5.00% 12/1/2024	1,550	1,570
Public Fin. Auth., Project Rev. Bonds (CFP3 - Eastern Michigan University Student Housing Project), Series 2022-A-1, BAM insured, 5.00% 7/1/2031	1,000	1,129
Public Fin. Auth., Project Rev. Bonds (CFP3 - Eastern Michigan University Student Housing Project), Series 2022-A-1, BAM insured, 5.00% 7/1/2032	1,080	1,234
Public Fin. Auth., Project Rev. Bonds (CFP3 - Eastern Michigan University Student Housing Project), Series 2022-A-1, BAM insured, 5.25% 7/1/2034	370	428
Public Fin. Auth., Project Rev. Bonds (CFP3 - Eastern Michigan University Student Housing Project), Series 2022-A-1, BAM insured, 5.25% 7/1/2035	1,000	1,148
Public Fin. Auth., Project Rev. Bonds (CFP3 - Eastern Michigan University Student Housing Project), Series 2022-A-1, BAM insured, 5.25% 7/1/2036	1,000	1,136
Public Fin. Auth., Project Rev. Bonds (CFP3 - Eastern Michigan University Student Housing Project), Series 2022-A-1, BAM insured, 5.25% 7/1/2037	1,000	1,126
Public Fin. Auth., Retirement Facs. First Mortgage Rev. and Rev. Ref. Bonds (The United Methodist Retirement Homes), Series 2021-A, 4.00% 10/1/2025	810	797
Public Fin. Auth., Retirement Facs. First Mortgage Rev. and Rev. Ref. Bonds (The United Methodist Retirement Homes), Series 2021-A, 4.00% 10/1/2026	245	239
Public Fin. Auth., Rev. Ref. Bonds (Providence St. Joseph Health), Series 2021-C, 4.00% 10/1/2041 (put 10/1/2030)	2,955	2,967
Public Fin. Auth., Solid Waste Disposal Rev. Ref. Bonds (Waste Management, Inc. Project), Series 2017-A-2, AMT, 3.875% 10/1/2025 (put 2022)	3,000	3,000
Public Fin. Auth., Solid Waste Disposal Rev. Ref. Bonds (Waste Management, Inc. Project), Series 2016-A-3, AMT, 1.10% 7/1/2029 (put 6/1/2026)	10,620	9,710

# Limited Term Tax-Exempt Bond Fund of America (continued)

Bonds, notes & other debt instruments (continued)	Principal amount (000)	Value (000)
<b>Wisconsin (continued)</b>		
Public Fin. Auth., Student Housing Rev. Bonds (Beyond Boone, LLC - Appalachian State University Project), Series 2019-A, Assured Guaranty Municipal insured, 5.00% 7/1/2030	USD945	\$ 1,013
University of Wisconsin, Hospitals and Clinics Auth., Rev. Green Bonds, Series 2021-B, 5.00% 4/1/2029	2,000	2,216
University of Wisconsin, Hospitals and Clinics Auth., Rev. Green Bonds, Series 2021-B, 5.00% 4/1/2030	2,155	2,429
WPPI Energy, Power Supply System Rev. Bonds, Series 2016-A, 5.00% 7/1/2026	500	527
		<u>128,773</u>
<b>Wyoming 0.37%</b>		
Community Dev. Auth., Housing Rev. Bonds, Series 2016-2, 2.80% 12/1/2031	2,745	2,542
Community Dev. Auth., Housing Rev. Bonds, Series 2016-1, AMT, 3.50% 12/1/2038	940	925
Community Dev. Auth., Housing Rev. Bonds, Series 2015-3, 3.00% 12/1/2044	60	59
Community Dev. Auth., Housing Rev. Bonds, Series 2015-6, 4.00% 6/1/2045	385	384
Community Dev. Auth., Housing Rev. Bonds, Series 2019-1, 4.00% 12/1/2048	3,085	3,061
Community Dev. Auth., Housing Rev. Bonds, Series 2021-1, 3.00% 6/1/2050	6,285	6,032
Community Dev. Auth., Housing Rev. Bonds, Series 2020-1, 4.00% 12/1/2050	7,565	7,501
Community Dev. Auth., Housing Rev. Bonds, Series 2023-1, 5.75% 6/1/2053	3,605	3,845
		<u>24,349</u>
<b>Total bonds, notes &amp; other debt instruments (cost: \$6,434,035,000)</b>		<u>6,193,819</u>

## Short-term securities 7.20%

<b>Municipals 6.82%</b>		
Freddie Mac, Multi Family Mortgage Certs., Series 2019-M-055, 4.19% 12/15/2028 <sup>1,2</sup>	2,000	2,000
State of Arizona, City of Phoenix, Industrial Dev. Auth., Health Care Facs. Rev. Bonds (Mayo Clinic), Series 2014-A, 4.46% 11/15/2052 <sup>1</sup>	1,000	1,000
State of Arizona, City of Phoenix, Industrial Dev. Auth., Solid Waste Disposal Rev. Ref. Bonds (Republic Services, Inc. Project), Series 2013, AMT, 3.50% 12/1/2035 (put 8/1/2023) <sup>4</sup>	21,455	21,455
State of California, Kern Community College Dist., Facs. Improvement Dist. No. 1, G.O. Bond Anticipation Notes, Capital Appreciation Notes, Series 2020, 0% 8/1/2023	1,325	1,325
State of California, City of Los Angeles, Tax and Rev. Anticipation Notes, Series 2023, 5.00% 6/27/2024	30,000	30,489
State of California, County of Los Angeles, Tax and Rev. Anticipation Notes, Series 2023, 5.00% 6/28/2024	7,500	7,622
State of California, Metropolitan Water Dist. of Southern California, Water Rev. Bonds, Series 2017-C, 4.12% 7/1/2047 (put 5/21/2024) <sup>1,4</sup>	5,765	5,761
State of California, Pollution Control Fncg. Auth., Solid Waste Disposal Rev. Bonds (Republic Services, Inc. Project), Series 2017-A-1, AMT, 4.10% 11/1/2042 (put 10/16/2023) <sup>2,4</sup>	11,000	10,997
State of California, Pollution Control Fncg. Auth., Solid Waste Disposal Rev. Bonds (Republic Services, Inc. Project), Series 2017-A-2, AMT, 4.10% 11/1/2042 (put 10/16/2023) <sup>2,4</sup>	1,380	1,380
State of California, County of Riverside, Tax and Rev. Anticipation Notes, Series 2023, 5.00% 6/28/2024	5,450	5,537
State of Colorado, Education Loan Program, Tax and Rev. Anticipation Notes, Series 2023-A, 5.00% 6/28/2024	6,000	6,084
State of Florida, Mission Econ. Dev. Corp., Solid Waste Disposal Rev. Ref. Bonds (Republic Services, Inc. Project), Series 2012, AMT, 3.875% 1/1/2026 (put 8/1/2023) <sup>4</sup>	20,000	20,000
State of Georgia, Main Street Natural Gas, Inc., Gas Supply Rev. Bonds, Series 2019-B, 4.00% 8/1/2049 (put 12/2/2024) <sup>4</sup>	2,100	2,104
State of Idaho, Health Facs. Auth., Hospital Rev. Bonds (CHE Trinity Health Credit Group), Series 2013-ID, 3.50% 12/1/2048 (put 11/1/2023) <sup>4</sup>	10,000	10,000
State of Illinois, Fin. Auth., Demand Rev. Bonds (University of Chicago Medical Center), Series 2011-A, 4.53% 8/1/2044 <sup>1</sup>	12,000	12,000
State of Indiana, Fin. Auth., Rev. Bonds (Ascension Health Senior Credit Group), Series 2008-E-8, 4.06% 11/15/2033 <sup>1</sup>	5,000	5,000
State of Louisiana, Public Facs. Auth., Rev. Bonds (Air Products and Chemicals Project), Series 2008-B, 3.45% 12/1/2043 <sup>1</sup>	5,000	5,000
State of Louisiana, Public Facs. Auth., Rev. Bonds (Air Products and Chemicals Project), Series 2009-A, 4.10% 8/1/2049 <sup>1</sup>	17,900	17,900
State of Louisiana, Public Facs. Auth., Rev. Bonds (Air Products and Chemicals Project), Series 2010, 3.45% 8/1/2050 <sup>1</sup>	23,500	23,500
State of Massachusetts, Massachusetts Bay Transportation Auth., General Transportation System Bonds, Series 2000-A, 4.02% 3/1/2030 <sup>1</sup>	4,600	4,600
State of Michigan, Fin. Auth., State Aid Rev. Notes, Series 2022-A, 5.00% 8/21/2023	5,000	5,004
State of Michigan, Fin. Auth., State Aid Rev. Notes, Series 2023-A, 5.00% 8/20/2024	5,000	5,073

# Limited Term Tax-Exempt Bond Fund of America (continued)

Short-term securities (continued)	Principal amount (000)	Value (000)
<b>Municipals (continued)</b>		
State of Michigan, Hospital Fin. Auth., Hospital Rev. Ref. Bonds (Ascension Health Senior Credit Group), Series 2016-E-2, 4.06% 11/15/2047 <sup>1</sup>	USD6,675	\$ 6,675
State of Michigan, Strategic Fund, Demand Limited Obligation Rev. Bonds (Air Products and Chemicals, Inc. Project), Series 2007, 4.45% 12/1/2042 <sup>1</sup>	8,600	8,600
State of Michigan, Regents of the University of Michigan, General Rev. IAM Commercial Paper, Series 2023-B, 3.15% 8/3/2023	10,000	9,999
State of Minnesota, City of Rochester, Health Care Facs. Rev. Bonds (Mayo Clinic), Series 2016, 4.02% 11/15/2047 <sup>1</sup>	1,915	1,915
State of Mississippi, Business Fin. Corp., Gulf Opportunity Zone Industrial Dev. Rev. Bonds (Chevron U.S.A., Inc. Project), Series 2010-E, 3.89% 12/1/2030 <sup>1</sup>	5,000	5,000
State of Mississippi, Business Fin. Corp., Gulf Opportunity Zone Industrial Dev. Rev. Bonds (Chevron U.S.A., Inc. Project), Series 2007-D, 4.50% 12/1/2030 <sup>1</sup>	13,500	13,500
State of Mississippi, Business Fin. Corp., Gulf Opportunity Zone Industrial Dev. Rev. Bonds (Chevron U.S.A., Inc. Project), Series 2010-J, 4.50% 11/1/2035 <sup>1</sup>	31,000	31,000
State of New Jersey, County of Union, Pollution Control Rev. Ref. Bonds (Exxon Project), Series 1994, 4.48% 7/1/2033 <sup>1</sup>	1,205	1,205
State of New York, Dormitory Auth., Rev. Bonds (Fordham University), Series 2008-A-2, 3.80% 7/1/2032 <sup>1</sup>	1,305	1,305
State of New York, New York City G.O. Bonds, Series 2006-E-4, 3.83% 8/1/2034 <sup>1</sup>	2,625	2,625
State of New York, New York City G.O. Bonds, Series 2008-L-3, 4.50% 4/1/2036 <sup>1</sup>	29,900	29,900
State of New York, New York City Municipal Water Fin. Auth., Water and Sewer System Second General Resolution Rev. Bonds, Series 2014-AA-1, 4.65% 6/15/2050 <sup>1</sup>	4,520	4,520
State of New York, New York City Municipal Water Fin. Auth., Water and Sewer System Second General Resolution Rev. Bonds, Series 2014-AA-2, 4.65% 6/15/2050 <sup>1</sup>	16,200	16,200
State of New York, New York City Municipal Water Fin. Auth., Water and Sewer System Second General Resolution Rev. Bonds, Series 2023-CC, 4.48% 6/15/2053 <sup>1</sup>	2,400	2,400
State of New York, Triborough Bridge and Tunnel Auth., General Rev. Ref. Bonds, Series 2005-B-3, 4.50% 1/1/2035 <sup>1</sup>	31,500	31,500
State of Oregon, County of Gilliam, Solid Waste Disposal Rev. Bonds (Waste Management, Inc. Project), Series 2000-A, AMT, 3.95% 8/1/2025 (put 5/1/2024) <sup>4</sup>	2,150	2,149
State of Pennsylvania, Econ. Dev. Fncg. Auth., Solid Waste Disposal Rev. Bonds (Republic Services, Inc. Project), Series 2019-B-1, AMT, 4.10% 4/1/2049 (put 10/16/2023) <sup>4</sup>	1,810	1,809
State of Pennsylvania, Econ. Dev. Fncg. Auth., Solid Waste Disposal Rev. Bonds (Waste Management, Inc. Project), Series 2013, AMT, 3.875% 8/1/2045 (put 8/1/2023) <sup>4</sup>	25,750	25,750
State of Pennsylvania, Econ. Dev. Fncg. Auth., Solid Waste Disposal Rev. Ref. Bonds (Republic Services, Inc. Project), Series 2019-A, AMT, 4.10% 4/1/2034 (put 10/16/2023) <sup>4</sup>	9,000	8,997
State of Rhode Island, Health and Educational Building Corp., Health Facs. Rev. Bonds (NRI Community Services, Inc.), Series 2007, 3.91% 6/1/2037 <sup>1</sup>	800	800
State of Tennessee, City of Lewisburg, Industrial Dev. Board, Solid Waste Disposal Rev. Ref. Bonds (Waste Management, Inc. of Tennessee Project), Series 2012, AMT, 4.125% 7/2/2035 (put 11/1/2023) <sup>4</sup>	2,000	2,000
State of Tennessee, County of Montgomery, Public Building Auth., Pooled Fncg. Rev. Bonds (Tennessee County Loan Pool), Series 2004, Bank of America LOC, 4.58% 7/1/2034 <sup>1</sup>	885	885
State of Texas, Gulf Coast Industrial Dev. Auth., Rev. Bonds (ExxonMobil Project), Series 2012, 4.55% 11/1/2041 <sup>1</sup>	7,000	7,000
State of Texas, City of Houston, Combined Utility System Rev. Ref. Bonds, Series 2012-B, 4.01% 5/15/2034 <sup>1</sup>	17,500	17,500
State of Texas, Veterans Bonds, Series 2019, 3.50% 6/1/2050 <sup>1</sup>	11,380	11,380
State of Virginia, County of Charles City, Industrial Dev. Auth., Solid Waste Disposal Rev. Bonds (Waste Management of Virginia, Inc. Project), Series 2003-A, AMT, 3.95% 8/1/2027 (put 5/1/2024) <sup>4</sup>	2,000	1,999
State of Virginia, County of Gloucester, Industrial Dev. Auth., Solid Waste Disposal Rev. Bonds (Waste Management Disposal Services of Virginia, Inc. Project), Series 2003-A, AMT, 3.95% 9/1/2038 (put 5/1/2024) <sup>4</sup>	3,905	3,902
		<u>454,346</u>



# Limited Term Tax-Exempt Bond Fund of America (continued)

Short-term securities (continued)	Weighted average yield at acquisition	Principal amount (000)	Value (000)
<b>U.S. Treasury bills 0.38%</b>			
U.S. Treasury 8/8/2023	4.507%	USD25,000	\$ 24,975
<b>Total short-term securities</b> (cost: \$479,362,000)			<u>479,321</u>
<b>Total investment securities 100.19%</b> (cost: \$6,913,397,000)			6,673,140
<b>Other assets less liabilities (0.19%)</b>			(12,665)
<b>Net assets 100.00%</b>			<u>\$6,660,475</u>

## Futures contracts

Contracts	Type	Number of contracts	Expiration date	Notional amount (000)	Value and unrealized (depreciation) appreciation at 7/31/2023 (000)
2 Year U.S. Treasury Note Futures	Long	4,118	9/29/2023	USD836,083	\$(10,380)
5 Year U.S. Treasury Note Futures	Long	5,641	9/29/2023	602,573	(4,938)
10 Year Ultra U.S. Treasury Note Futures	Short	3,130	9/20/2023	(366,161)	8,780
					<u>\$ (6,538)</u>

<sup>1</sup>Coupon rate may change periodically. Reference rate and spread are as of the most recent information available. Some coupon rates are determined by the issuer or agent based on current market conditions; therefore, the reference rate and spread are not available. For short-term securities, the date of the next scheduled coupon rate change is considered to be the maturity date.

<sup>2</sup>Acquired in a transaction exempt from registration under Rule 144A or, for commercial paper, Section 4(a)(2) of the Securities Act of 1933. May be resold in the U.S. in transactions exempt from registration, normally to qualified institutional buyers. The total value of all such securities was \$61,494,000, which represented .92% of the net assets of the fund.

<sup>3</sup>Securities referencing LIBOR are expected to transition to an alternative reference rate by the security's next scheduled coupon reset date.

<sup>4</sup>For short-term securities, the mandatory put date is considered to be the maturity date.

## Key to abbreviations

Agcy. = Agency  
 AMT = Alternative Minimum Tax  
 Assn. = Association  
 Auth. = Authority  
 Certs. = Certificates  
 Dept. = Department  
 Dev. = Development  
 Dist. = District  
 Econ. = Economic  
 Fac. = Facility  
 Facs. = Facilities  
 Fin. = Finance  
 Fncg. = Financing

G.O. = General Obligation  
 IAM = Interest at Maturity  
 LIBOR = London Interbank Offered Rate  
 LOC = Letter of credit  
 Part. = Participation  
 Preref. = Prerefunded  
 Redev. = Redevelopment  
 Ref. = Refunding  
 Rev. = Revenue  
 SIFMA = Securities Industry and Financial Markets Association  
 SOFR = Secured Overnight Financing Rate  
 USD = U.S. dollars

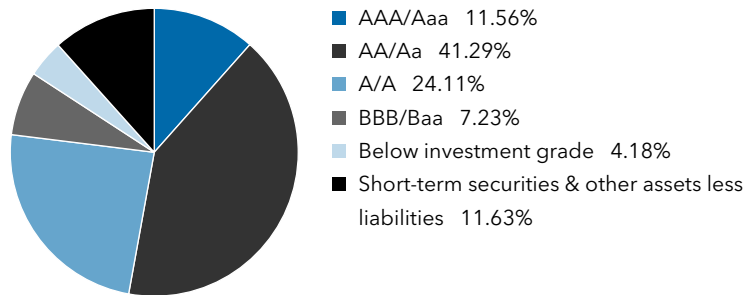
Refer to the notes to financial statements.

# The Tax-Exempt Bond Fund of America

Investment portfolio July 31, 2023

## Portfolio quality summary\*

Percent of net assets



\*Bond ratings, which typically range from AAA/Aaa (highest) to D (lowest), are assigned by credit rating agencies such as Standard & Poor's, Moody's and/or Fitch as an indication of an issuer's creditworthiness. In assigning a credit rating to a security, the fund looks specifically to the ratings assigned to the issuer of the security by Standard & Poor's, Moody's and/or Fitch. If agency ratings differ, the security will be considered to have received the highest of those ratings, consistent with the fund's investment policies. The ratings are not covered by the Report of Independent Registered Public Accounting Firm.

## Bonds, notes & other debt instruments 88.37%

Principal amount (000) Value (000)

### Alabama 1.84%

Auburn University, General Fee Rev. Bonds, Series 2018-A, 5.00% 6/1/2036	USD4,440	\$ 4,792
City of Birmingham, G.O. Bonds, Convertible Capital Appreciation Bonds, Series 2015-A-1, 5.00% 3/1/2040 (preref. 9/1/2025)	2,500	2,596
City of Birmingham, Special Care Facs. Fncg. Auth., Rev. Bonds (Ascension Health Senior Credit Group), Series 2016-C, 5.00% 11/15/2046	1,000	1,016
City of Birmingham, Water Works Board, Water Rev. Ref. Bonds, Series 2016-B, 5.00% 1/1/2043 (preref. 1/1/2027)	16,050	17,179
Black Belt Energy Gas Dist., Gas Project Rev. Bonds, Series 2022-B-1, 4.00% 4/1/2053 (put 10/1/2027)	6,590	6,508
Black Belt Energy Gas Dist., Gas Project Rev. Bonds (Project No. 6), Series 2021-B, 4.00% 10/1/2052 (put 12/1/2026)	6,200	6,139
Black Belt Energy Gas Dist., Gas Project Rev. Bonds (Project No. 7), Series 2021-C-1, 4.00% 10/1/2052 (put 12/1/2026)	16,670	16,466
Black Belt Energy Gas Dist., Gas Project Rev. Ref. Bonds, Series 2023-D-1, 5.50% 6/1/2049 (put 2/1/2029)	10,730	11,303
Black Belt Energy Gas Dist., Gas Supply Prepay Rev. Bonds (Project No. 3), Series 2018-A, 4.00% 12/1/2048 (put 12/1/2023)	2,500	2,499
Black Belt Energy Gas Dist., Gas Supply Prepay Rev. Bonds (Project No. 5), Series 2020-A-1, 4.00% 10/1/2049 (put 10/1/2026)	4,040	4,016
Black Belt Energy Gas Dist., Gas Supply Rev. Bonds, Series 2021-A, 4.00% 6/1/2051 (put 12/1/2031)	37,610	37,027
Black Belt Energy Gas Dist., Gas Supply Rev. Bonds, Series 2022-D-1, 4.00% 7/1/2052 (put 6/1/2027)	2,240	2,232
Black Belt Energy Gas Dist., Gas Supply Rev. Bonds, Series 2023-B, 5.25% 12/1/2053 (put 12/1/2026)	14,240	15,247
Energy Southeast, Energy Supply Rev. Bonds (A Cooperative Dist.), Series 2023-A-1, 5.50% 11/1/2053 (put 1/1/2031)	43,050	46,358
Federal Aid Highway Fin. Auth., Special Obligation Rev. Bonds, Series 2015, 4.00% 9/1/2032 (preref. 9/1/2024)	20,000	20,160
Housing Fin. Auth., Multi Family Housing Rev. Bonds (ECG Monrovia Project), Series 2022-A, 2.00% 10/1/2025 (put 10/1/2024)	5,086	4,984
County of Houston, Health Care Auth., Hospital Rev. Bonds, Series 2016-A, 5.00% 10/1/2030	3,000	3,056
County of Jefferson, Limited Obligation Rev. Ref. Bonds, Series 2017, 5.00% 9/15/2027	3,000	3,172
County of Jefferson, Limited Obligation Rev. Ref. Bonds, Series 2017, 5.00% 9/15/2028	2,500	2,642
County of Jefferson, Limited Obligation Rev. Ref. Bonds, Series 2017, 5.00% 9/15/2030	5,000	5,262
County of Jefferson, Limited Obligation Rev. Ref. Bonds, Series 2017, 5.00% 9/15/2031	7,500	7,881
County of Jefferson, Limited Obligation Rev. Ref. Bonds, Series 2017, 5.00% 9/15/2032	2,250	2,358
County of Jefferson, Limited Obligation Rev. Ref. Bonds, Series 2017, 5.00% 9/15/2033	5,040	5,281
County of Jefferson, Limited Obligation Rev. Ref. Bonds, Series 2017, 5.00% 9/15/2034	8,200	8,588
County of Jefferson, Sewer Rev. Warrants, Series 2013-D, 6.00% 10/1/2042	11,300	11,895
County of Jefferson, Sewer Rev. Warrants, Series 2013-A, Assured Guaranty Municipal insured, 5.00% 10/1/2044	22,340	22,636
County of Jefferson, Sewer Rev. Warrants, Series 2013-A, Assured Guaranty Municipal insured, 5.25% 10/1/2048	17,665	17,950
County of Jefferson, Sewer Rev. Warrants, Series 2013-D, 7.00% 10/1/2051	1,500	1,581
County of Jefferson, Sewer Rev. Warrants, Series 2013-A, Assured Guaranty Municipal insured, 5.50% 10/1/2053	11,000	11,215
County of Jefferson, Sewer Rev. Warrants, Series 2013-D, 6.50% 10/1/2053	10,970	11,552
Lower Alabama Gas Dist., Gas Project Rev. Bonds, Series 2016-A, 5.00% 9/1/2031	2,500	2,592
City of Montgomery, Medical Clinic Board, Health Care Fac. Rev. Bonds (Jackson Hospital & Clinic), Series 2015, 5.00% 3/1/2033	1,150	1,115

# The Tax-Exempt Bond Fund of America (continued)

Bonds, notes & other debt instruments (continued)	Principal amount (000)	Value (000)
<b>Alabama (continued)</b>		
City of Prattville, Industrial Dev. Board, Environmental Improvement Rev. Ref. Bonds (International Paper Co. Project), Series 2019-B, 2.00% 11/1/2033 (put 10/1/2024)	USD450	\$ 440
City of Prattville, Industrial Dev. Board, Recovery Zone Fac. Rev. Ref. Bonds (International Paper Co. Project), Series 2019-C, 2.00% 11/1/2033 (put 10/1/2024)	425	416
Public Educational Building Auth. of Jacksonville, Higher Educational Facs. Rev. Bonds (JSU Foundation Project), Series 2023-A, Assured Guaranty Municipal insured, 5.00% 8/1/2054	1,200	1,265
Public Educational Building Auth. of Jacksonville, Higher Educational Facs. Rev. Bonds (JSU Foundation Project), Series 2023-A, Assured Guaranty Municipal insured, 5.50% 8/1/2058	2,000	2,195
City of Selma, Industrial Dev. Board, Gulf Opportunity Zone Rev. Ref. Bonds (International Paper Co. Project), Series 2019-A, 2.00% 11/1/2033 (put 10/1/2024)	3,775	3,693
South East Gas Supply Dist., Gas Supply Rev. Bonds (Project No. 2), Series 2018-A, 4.00% 6/1/2049 (put 6/1/2024)	1,000	998
Southeast Energy Auth., Commodity Supply Rev. Bonds (Project No. 1), Series 2021-A, 4.00% 11/1/2051 (put 10/1/2028)	1,995	1,965
Southeast Energy Auth., Commodity Supply Rev. Bonds (Project No. 2), Series 2021-B-1, 4.00% 12/1/2051 (put 12/1/2031)	51,150	49,831
Southeast Energy Auth., Commodity Supply Rev. Bonds (Project No. 3), Series 2022-A-1, 5.50% 1/1/2053 (put 12/1/2029)	2,050	2,185
Southeast Energy Auth., Commodity Supply Rev. Bonds (Project No. 4), Series 2022-B-1, 5.00% 5/1/2053 (put 8/1/2028)	15,935	16,446
Board of Trustees of the University of Alabama, General Rev. Bonds, Series 2014-B, 4.00% 7/1/2028 (preref. 7/1/2024)	5,685	5,725
Board of Trustees of the University of Alabama, General Rev. Bonds, Series 2014-B, 4.00% 7/1/2031 (preref. 7/1/2024)	11,365	11,445
Board of Trustees of the University of Alabama, General Rev. Bonds, Series 2014-B, 4.00% 7/1/2034 (preref. 7/1/2024)	8,480	8,539
		<u>422,441</u>
<b>Alaska 0.12%</b>		
Housing Fin. Corp., General Mortgage Rev. Bonds, Series 2019-A, 3.75% 12/1/2042	8,285	8,156
Housing Fin. Corp., General Mortgage Rev. Bonds, Series 2016-A, 3.50% 6/1/2046	720	712
Housing Fin. Corp., General Mortgage Rev. Bonds, Series 2018-A, 4.00% 12/1/2048	7,420	7,354
International Airport System, Rev. Ref. Bonds, Series 2016-A, 5.00% 10/1/2031	3,000	3,111
International Airport System, Rev. Ref. Bonds, Series 2016-B, 5.00% 10/1/2034	3,500	3,614
Northern Tobacco Securitization Corp., Tobacco Settlement Asset-Backed Bonds, Capital Appreciation Bonds, Series 2021-B-2, 0% 6/1/2066	35,320	4,498
		<u>27,445</u>
<b>Arizona 2.23%</b>		
Agricultural Improvement and Power Dist., Electric System Rev. Bonds (Salt River Project), Series 2021-A, 5.00% 1/1/2027	1,305	1,396
Agricultural Improvement and Power Dist., Electric System Rev. Bonds (Salt River Project), Series 2021-A, 5.00% 1/1/2028	1,375	1,504
Agricultural Improvement and Power Dist., Electric System Rev. Bonds (Salt River Project), Series 2021-A, 5.00% 1/1/2029	1,700	1,895
Agricultural Improvement and Power Dist., Electric System Rev. Bonds (Salt River Project), Series 2017-A, 5.00% 1/1/2033	6,395	6,958
Agricultural Improvement and Power Dist., Electric System Rev. Bonds (Salt River Project), Series 2017-A, 5.00% 1/1/2034	16,455	17,889
Agricultural Improvement and Power Dist., Electric System Rev. Bonds (Salt River Project), Series 2015-A, 5.00% 12/1/2045	50,205	51,559
Board of Regents of the Arizona State University System, Rev. Bonds, Series 2020-A, 5.00% 7/1/2036	1,000	1,114
Town of Buckeye, Community Facs. Dist. No. 1 (Verrado), G.O. Rev. Ref. Bonds, Series 2013-A, 6.00% 7/15/2027 <sup>1</sup>	2,000	2,001
Bullhead City, Excise Taxes Rev. Obligations, Series 2021-2, 1.50% 7/1/2029	600	537
Chandler Unified School Dist. No. 80, School Improvement Bonds, Series 2019-A, 5.00% 7/1/2026	500	529
Chandler Unified School Dist. No. 80, School Improvement Bonds, Series 2019-A, 5.00% 7/1/2027	250	270
City of Glendale, Industrial Dev. Auth., Rev. Ref. Bonds (Midwestern University), Series 2020, 4.00% 5/15/2024	825	829
City of Glendale, Industrial Dev. Auth., Rev. Ref. Bonds (Midwestern University), Series 2020, 4.00% 5/15/2026	1,200	1,224
City of Glendale, Industrial Dev. Auth., Rev. Ref. Bonds (Midwestern University), Series 2020, 5.00% 5/15/2028	625	678
City of Glendale, Industrial Dev. Auth., Rev. Ref. Bonds (Midwestern University), Series 2020, 5.00% 5/15/2032	525	587
City of Glendale, Industrial Dev. Auth., Senior Living Rev. Bonds (Royal Oaks Life Care Community), Series 2016, 5.00% 5/15/2039	1,550	1,455

# The Tax-Exempt Bond Fund of America (continued)

Bonds, notes & other debt instruments (continued)	Principal amount (000)	Value (000)
<b>Arizona (continued)</b>		
City of Glendale, Industrial Dev. Auth., Senior Living Rev. Bonds (Sun Health Services), Series 2019-A, 5.00% 11/15/2048	USD4,000	\$ 3,939
City of Glendale, Industrial Dev. Auth., Senior Living Rev. Bonds (Sun Health Services), Series 2019-A, 5.00% 11/15/2054	4,900	4,749
Glendale Union High School Dist. No. 205, School Improvement Bonds, Series 2021-A, Assured Guaranty Municipal insured, 4.00% 7/1/2038	1,000	1,005
Health Facs. Auth., Rev. Bonds (Banner Health), Series 2007-B, (3-month USD-LIBOR + 0.81%) 4.517% 1/1/2037 <sup>2,3</sup>	52,180	48,178
Health Facs. Auth., Rev. Bonds (Banner Health), Series 2014-A, 5.00% 1/1/2044 (preref. 1/1/2024)	5,000	5,034
Industrial Dev. Auth., Charter School Rev. Bonds (Equitable School Revolving Fund), Series 2019-A, National insured, 5.00% 11/1/2033	1,000	1,065
Industrial Dev. Auth., Charter School Rev. Bonds (Equitable School Revolving Fund), Series 2019-A, National insured, 5.00% 11/1/2035	1,100	1,166
Industrial Dev. Auth., Charter School Rev. Bonds (Equitable School Revolving Fund), Series 2019-A, National insured, 5.00% 11/1/2036	1,000	1,049
Industrial Dev. Auth., Charter School Rev. Bonds (Equitable School Revolving Fund), Series 2019-A, National insured, 5.00% 11/1/2037	1,045	1,090
Industrial Dev. Auth., Charter School Rev. Bonds (Equitable School Revolving Fund), Series 2019-A, National insured, 5.00% 11/1/2039	2,045	2,122
Industrial Dev. Auth., Charter School Rev. Bonds (Equitable School Revolving Fund), Series 2019-A, National insured, 5.00% 11/1/2044	1,630	1,674
Industrial Dev. Auth., Charter School Rev. Bonds (Equitable School Revolving Fund), Series 2019-A, National insured, 4.00% 11/1/2049	4,075	3,621
Industrial Dev. Auth., Charter School Social Rev. Bonds (Equitable School Revolving Fund), Series 2020, 4.00% 11/1/2038	250	241
Industrial Dev. Auth., Charter School Social Rev. Bonds (Equitable School Revolving Fund), Series 2020, 4.00% 11/1/2045	2,200	2,002
Industrial Dev. Auth., Education Fac. Rev. Bonds (KIPP NYC Public Charter Schools - Jerome Fac. Project), Series 2021-B, 4.00% 7/1/2041	1,770	1,603
Industrial Dev. Auth., Education Fac. Rev. Bonds (KIPP NYC Public Charter Schools - Jerome Fac. Project), Series 2021-B, 4.00% 7/1/2051	1,330	1,118
Industrial Dev. Auth., Education Fac. Rev. Bonds (KIPP NYC Public Charter Schools - Jerome Fac. Project), Series 2021-B, 4.00% 7/1/2061	7,920	6,386
Industrial Dev. Auth., Education Fac. Rev. Bonds (KIPP NYC Public Charter Schools - Macombs Fac. Project), Series 2021-A, 4.00% 7/1/2051	3,300	2,775
Industrial Dev. Auth., Education Fac. Rev. Bonds (KIPP NYC Public Charter Schools - Macombs Fac. Project), Series 2021-A, 4.00% 7/1/2061	4,230	3,411
Industrial Dev. Auth., Education Rev. Bonds (Academies of Math & Science Projects), Series 2017-A, 5.00% 7/1/2028	2,050	2,117
Industrial Dev. Auth., Education Rev. Bonds (Academies of Math & Science Projects), Series 2017-A, 5.00% 7/1/2042	1,000	1,012
Industrial Dev. Auth., Education Rev. Bonds (Academies of Math & Science Projects), Series 2017-A, 5.00% 7/1/2047	1,310	1,320
Industrial Dev. Auth., Education Rev. Bonds (Academies of Math & Science Projects), Series 2017-A, 5.00% 7/1/2051	1,025	1,030
Industrial Dev. Auth., Education Rev. Bonds (Basis School Project), Series 2017-G, 5.00% 7/1/2037 <sup>1</sup>	1,005	986
Industrial Dev. Auth., Education Rev. Bonds (Basis School Project), Series 2017-A, 5.125% 7/1/2037 <sup>1</sup>	2,150	2,136
Industrial Dev. Auth., Education Rev. Bonds (Basis School Project), Series 2017-A, 5.25% 7/1/2047 <sup>1</sup>	5,305	5,008
Industrial Dev. Auth., Education Rev. Bonds (Basis School Project), Series 2017-A, 5.375% 7/1/2050 <sup>1</sup>	4,000	3,801
Industrial Dev. Auth., Education Rev. Bonds (Basis School Project), Series 2017-D, 5.00% 7/1/2051 <sup>1</sup>	700	627
Industrial Dev. Auth., Education Rev. Bonds (Doral Academy of Nevada - Fire Mesa and Red Rock Campus Projects), Series 2019-A, 3.55% 7/15/2029	650	611
Industrial Dev. Auth., Education Rev. Bonds (Doral Academy of Nevada - Fire Mesa and Red Rock Campus Projects), Series 2019-A, 5.00% 7/15/2039	1,325	1,298
Industrial Dev. Auth., Education Rev. Bonds (KIPP Nashville Projects), Series 2022-A, 5.00% 7/1/2057	3,000	2,891
Industrial Dev. Auth., Education Rev. Bonds (Pinecrest Academy of Nevada - Sloan Canyon Campus Project), Series 2020-A-1, 5.00% 7/15/2040 <sup>1</sup>	1,135	1,073
Industrial Dev. Auth., Education Rev. Bonds (Pinecrest Academy of Northern Nevada Project), Series 2022-A, 4.50% 7/15/2029 <sup>1</sup>	1,250	1,212
Industrial Dev. Auth., Hospital Rev. Bonds (Phoenix Children's Hospital), Series 2021-A, 5.00% 2/1/2025	1,300	1,330
Industrial Dev. Auth., Hospital Rev. Bonds (Phoenix Children's Hospital), Series 2021-A, 5.00% 2/1/2026	915	952
Industrial Dev. Auth., Hospital Rev. Bonds (Phoenix Children's Hospital), Series 2020-A, 5.00% 2/1/2037	1,000	1,095
Industrial Dev. Auth., Hospital Rev. Bonds (Phoenix Children's Hospital), Series 2021-A, 4.00% 2/1/2038	1,600	1,596
Industrial Dev. Auth., Hospital Rev. Bonds (Phoenix Children's Hospital), Series 2021-A, 4.00% 2/1/2039	1,800	1,782

# The Tax-Exempt Bond Fund of America (continued)

Bonds, notes & other debt instruments (continued)	Principal amount (000)	Value (000)
<b>Arizona (continued)</b>		
Industrial Dev. Auth., Hospital Rev. Bonds (Phoenix Children's Hospital), Series 2021-A, 4.00% 2/1/2040	USD1,000	\$ 983
Industrial Dev. Auth., Hospital Rev. Bonds (Phoenix Children's Hospital), Series 2020-A, 3.00% 2/1/2045	5,760	4,480
Industrial Dev. Auth., Hospital Rev. Bonds (Phoenix Children's Hospital), Series 2020-A, 4.00% 2/1/2050	7,000	6,560
Industrial Dev. Auth., Multi Family Housing Rev. Bonds (Las Terrazas Apartments Project), Series 2022-A, 1.25% 2/1/2025 (put 2/1/2024)	2,445	2,408
Industrial Dev. Auth., Municipal Certs., Series 2019-2, Class A, 3.625% 5/20/2033	72,237	66,186
Industrial Dev. Auth., Rev. Bonds (Lincoln South Beltway Project), Series 2020, 5.00% 11/1/2028	2,000	2,197
Industrial Dev. Auth., Rev. Bonds (Lincoln South Beltway Project), Series 2020, 5.00% 2/1/2029	1,000	1,104
Industrial Dev. Auth., Rev. Bonds (Lincoln South Beltway Project), Series 2020, 5.00% 11/1/2031	2,500	2,875
County of Maricopa, Industrial Dev. Auth., Education Rev. Bonds (Benjamin Franklin Charter School Projects), Series 2018-A, 6.00% 7/1/2038 <sup>1</sup>	3,480	3,630
County of Maricopa, Industrial Dev. Auth., Education Rev. Bonds (GreatHearts Arizona Projects), Series 2017-A, 5.00% 7/1/2037	725	751
County of Maricopa, Industrial Dev. Auth., Education Rev. Bonds (GreatHearts Arizona Projects), Series 2017-A, 5.00% 7/1/2052	750	762
County of Maricopa, Industrial Dev. Auth., Education Rev. Bonds (Legacy Traditional Schools Projects), Series 2019-A, 4.00% 7/1/2034	500	501
County of Maricopa, Industrial Dev. Auth., Education Rev. Bonds (Legacy Traditional Schools Projects), Series 2019-A, 5.00% 7/1/2039	750	776
County of Maricopa, Industrial Dev. Auth., Education Rev. Bonds (Legacy Traditional Schools Projects), Series 2021-A, 4.00% 7/1/2041 <sup>1</sup>	255	211
County of Maricopa, Industrial Dev. Auth., Education Rev. Bonds (Legacy Traditional Schools Projects), Series 2020, 5.25% 7/1/2045	3,000	3,104
County of Maricopa, Industrial Dev. Auth., Education Rev. Bonds (Legacy Traditional Schools Projects), Series 2019-A, 5.00% 7/1/2049	1,500	1,525
County of Maricopa, Industrial Dev. Auth., Education Rev. Bonds (Legacy Traditional Schools Projects), Series 2020, 4.00% 7/1/2050	3,000	2,646
County of Maricopa, Industrial Dev. Auth., Education Rev. Bonds (Legacy Traditional Schools Projects), Series 2021-A, 4.00% 7/1/2051 <sup>1</sup>	1,000	750
County of Maricopa, Industrial Dev. Auth., Education Rev. Bonds (Legacy Traditional Schools Projects), Series 2019-A, 5.00% 7/1/2054	1,650	1,672
County of Maricopa, Industrial Dev. Auth., Education Rev. Bonds (Legacy Traditional Schools Projects), Series 2019-B, 5.00% 7/1/2054 <sup>1</sup>	475	422
County of Maricopa, Industrial Dev. Auth., Education Rev. Bonds (Paradise Schools Project), Series 2019, 4.00% 7/1/2049	2,845	2,609
County of Maricopa, Industrial Dev. Auth., Hospital Rev. Bonds (Honor Health), Series 2021-A, 4.00% 9/1/2037	585	585
County of Maricopa, Industrial Dev. Auth., Rev. Bonds (Banner Health), Series 2019-C, 4.55% 1/1/2035 (put 10/18/2024) <sup>3</sup>	4,405	4,393
County of Maricopa, Industrial Dev. Auth., Rev. Bonds (Banner Health), Series 2019-D, 5.00% 1/1/2046 (put 5/15/2026)	5,400	5,627
County of Maricopa, Industrial Dev. Auth., Rev. Bonds (Banner Health), Series 2017-D, 4.00% 1/1/2048	7,145	6,867
County of Maricopa, Industrial Dev. Auth., Rev. Bonds (Banner Health), Series 2019-E, 3.00% 1/1/2049	7,000	5,295
County of Maricopa, Industrial Dev. Auth., Rev. Bonds (Banner Health), Series 2019-F, 3.00% 1/1/2049	9,730	7,360
County of Maricopa, Pollution Control Rev. Ref. Bonds (El Paso Electric Co. Palo Verde Project), Series 2009-A, 3.60% 2/1/2040	11,605	10,134
County of Maricopa, Special Health Care Dist., G.O. Bonds, Series 2021-D, 5.00% 7/1/2031	2,500	2,861
County of Maricopa, Special Health Care Dist., G.O. Bonds, Series 2021-D, 5.00% 7/1/2032	5,205	5,947
Maricopa County Pollution Control Corp., Pollution Control Rev. Ref. Bonds (Southern California Edison Co.), Series 2000-A, 2.40% 6/1/2035	8,175	6,568
Maricopa County Pollution Control Corp., Pollution Control Rev. Ref. Bonds (Southern California Edison Co.), Series 2000-B, 2.40% 6/1/2035	7,150	5,745
McAllister Academic Village, LLC, Rev. Ref. Bonds (Arizona State University Hassayampa Academic Village Project), Series 2016, 5.00% 7/1/2033	5,080	5,323
City of Mesa, Eastmark Community Facs. Dist. No. 1, G.O. Bonds, Series 2021, BAM insured, 4.00% 7/15/2024	280	281
City of Mesa, Eastmark Community Facs. Dist. No. 1, G.O. Bonds, Series 2021, BAM insured, 4.00% 7/15/2026	260	264
City of Mesa, Eastmark Community Facs. Dist. No. 1, G.O. Bonds, Series 2021, BAM insured, 4.00% 7/15/2027	250	256
City of Mesa, Eastmark Community Facs. Dist. No. 1, G.O. Bonds, Series 2021, BAM insured, 4.00% 7/15/2030	290	301
City of Mesa, Eastmark Community Facs. Dist. No. 1, G.O. Bonds, Series 2021, BAM insured, 4.00% 7/15/2041	650	658
City of Mesa, Eastmark Community Facs. Dist. No. 1, G.O. Bonds, Series 2021, BAM insured, 4.00% 7/15/2045	1,050	1,048
City of Phoenix, Industrial Dev. Auth., Education Fac. Rev. Bonds (Basis Schools, Inc. Project), Series 2015, 5.00% 7/1/2035 <sup>1</sup>	2,675	2,678
City of Phoenix, Industrial Dev. Auth., Education Fac. Rev. Bonds (Basis Schools, Inc. Project), Series 2016-A, 5.00% 7/1/2035 <sup>1</sup>	1,000	1,001



# The Tax-Exempt Bond Fund of America (continued)

Bonds, notes & other debt instruments (continued)	Principal amount (000)	Value (000)
<b>Arizona (continued)</b>		
City of Phoenix, Industrial Dev. Auth., Education Fac. Rev. Bonds (Basis Schools, Inc. Project), Series 2015, 5.00% 7/1/2045 <sup>1</sup>	USD2,500	\$ 2,306
City of Phoenix, Industrial Dev. Auth., Education Fac. Rev. Bonds (Basis Schools, Inc. Project), Series 2016-A, 5.00% 7/1/2046 <sup>1</sup>	3,900	3,576
City of Phoenix, Industrial Dev. Auth., Education Fac. Rev. Bonds (Legacy Traditional Schools Projects), Series 2016-A, 4.00% 7/1/2026 <sup>1</sup>	1,540	1,496
City of Phoenix, Industrial Dev. Auth., Education Fac. Rev. Bonds (Legacy Traditional Schools Projects), Series 2015, 5.00% 7/1/2035 <sup>1</sup>	910	908
City of Phoenix, Industrial Dev. Auth., Education Fac. Rev. Bonds (Legacy Traditional Schools Projects), Series 2016-A, 5.00% 7/1/2036 <sup>1</sup>	8,535	8,407
City of Phoenix, Industrial Dev. Auth., Education Fac. Rev. Bonds (Legacy Traditional Schools Projects), Series 2014-A, 6.75% 7/1/2044 <sup>1</sup>	1,500	1,520
City of Phoenix, Industrial Dev. Auth., Education Fac. Rev. Bonds (Legacy Traditional Schools Projects), Series 2015, 5.00% 7/1/2045 <sup>1</sup>	1,050	973
City of Phoenix, Industrial Dev. Auth., Health Care Facs. Rev. Bonds (Mayo Clinic), Series 2022, 3.75% 11/15/2057	5,060	4,313
City of Phoenix Civic Improvement Corp., Airport Rev. Bonds, Series 2019-A, 4.00% 7/1/2044	3,000	2,979
City of Phoenix Civic Improvement Corp., Airport Rev. Bonds, Series 2019-A, 3.00% 7/1/2049	1,500	1,129
City of Phoenix Civic Improvement Corp., Airport Rev. Bonds, Series 2019-A, 4.00% 7/1/2049	16,000	15,653
City of Phoenix Civic Improvement Corp., Airport Rev. Bonds, Series 2019-A, 5.00% 7/1/2049	13,890	14,677
City of Phoenix Civic Improvement Corp., Airport Rev. Ref. Bonds, Series 2017-D, 5.00% 7/1/2032	7,320	7,872
City of Phoenix Civic Improvement Corp., Airport Rev. Ref. Bonds, Series 2017-D, 5.00% 7/1/2033	18,655	20,020
City of Phoenix Civic Improvement Corp., Rental Car Fac. Charge Rev. Bonds, Series 2019-A, 5.00% 7/1/2033	2,515	2,742
City of Phoenix Civic Improvement Corp., Wastewater System Rev. Ref. Bonds, Series 2016, 5.00% 7/1/2032	2,000	2,108
City of Phoenix Civic Improvement Corp., Wastewater System Rev. Ref. Bonds, Series 2016, 5.00% 7/1/2033	1,000	1,054
City of Phoenix Civic Improvement Corp., Wastewater System Rev. Ref. Bonds, Series 2016, 5.00% 7/1/2034	1,000	1,052
City of Phoenix Civic Improvement Corp., Wastewater System Rev. Ref. Bonds, Series 2016, 5.00% 7/1/2035	2,000	2,098
County of Pima, Industrial Dev. Auth., Rev. Bonds (Tucson Medical Center), Series 2021-A, 4.00% 4/1/2036	840	830
County of Pima, Industrial Dev. Auth., Rev. Bonds (Tucson Medical Center), Series 2021-A, 4.00% 4/1/2037	900	882
County of Pima, Industrial Dev. Auth., Senior Living Rev. Bonds (La Posada at Pusch Ridge Project), Series 2022-A, 5.75% 11/15/2026 <sup>1</sup>	1,405	1,406
County of Pima, Industrial Dev. Auth., Senior Living Rev. Bonds (La Posada at Pusch Ridge Project), Series 2022-A, 5.75% 11/15/2027 <sup>1</sup>	1,485	1,485
City of Scottsdale Municipal Property Corp., Excise Tax Rev. Ref. Bonds, Series 2006, 5.00% 7/1/2030	8,000	8,932
City of Tucson, Water System Rev. and Rev. Ref. Obligations, Series 2017, 5.00% 7/1/2029	1,500	1,615
City of Tucson, Water System Rev. and Rev. Ref. Obligations, Series 2017, 5.00% 7/1/2030	1,250	1,342
Board of Regents of the University of Arizona, Speed Rev. Ref. Bonds, Series 2020-C, 5.00% 8/1/2024	400	407
Board of Regents of the University of Arizona, Speed Rev. Ref. Bonds, Series 2020-C, 5.00% 8/1/2025	500	518
Board of Regents of the University of Arizona, Speed Rev. Ref. Bonds, Series 2020-C, 5.00% 8/1/2026	400	423
Board of Regents of the University of Arizona, Speed Rev. Ref. Bonds, Series 2020-C, 5.00% 8/1/2027	300	324
Board of Regents of the University of Arizona, Speed Rev. Ref. Bonds, Series 2020-C, 5.00% 8/1/2028	400	441
Board of Regents of the University of Arizona, Speed Rev. Ref. Bonds, Series 2020-C, 5.00% 8/1/2029	400	450
Board of Regents of the University of Arizona, System Rev. and Rev. Ref. Bonds, Series 2021-A, 5.00% 6/1/2042	1,800	1,980
Board of Regents of the University of Arizona, System Rev. and Rev. Ref. Bonds, Series 2021-A, 5.00% 6/1/2043	3,000	3,294
		513,086
<b>Arkansas 0.01%</b>		
Springdale School Dist. No. 50, Rev. Ref. and Construction Bonds, Series 2022-B, 3.00% 6/1/2037	2,705	2,375
<b>California 5.90%</b>		
Alameda Corridor Transportation Auth., Rev. Ref. Bonds, Capital Appreciation Bonds, Series 2022-A, 0% 10/1/2049 (5.375% on 10/01/2037) <sup>4</sup>	1,770	896
Alameda Corridor Transportation Auth., Rev. Ref. Bonds, Capital Appreciation Bonds, Series 2022-C-2, 0% 10/1/2050 (5.40% on 10/01/2037) <sup>4</sup>	6,040	3,063
Alameda Corridor Transportation Auth., Rev. Ref. Bonds, Convertible Capital Appreciation Bonds, Series 2022-C-2, Assured Guaranty Municipal insured, 0% 10/1/2052 (5.45% on 10/1/2037) <sup>4</sup>	3,015	1,543
City of Alameda, Community Facs. Dist. No. 2013-1 (Alameda Landing Public Improvements), Special Tax Bonds, Series 2016, 5.00% 9/1/2046	500	506
City of Alameda, Community Facs. Dist. No. 2013-1 (Alameda Landing Public Improvements), Special Tax Bonds, Series 2021, 4.00% 9/1/2051	12,200	10,615
City of Aliso Viejo, Community Facs. Dist. No. 2005-01 (Glenwood at Aliso Viejo), Special Tax Bonds, Series 2014, 5.00% 9/1/2032	1,230	1,231

# The Tax-Exempt Bond Fund of America (continued)

Bonds, notes & other debt instruments (continued)	Principal amount (000)	Value (000)
<b>California (continued)</b>		
City of Aliso Viejo, Community Facs. Dist. No. 2005-01 (Glenwood at Aliso Viejo), Special Tax Bonds, Series 2014, 5.00% 9/1/2033	USD1,325	\$ 1,327
City of Aliso Viejo, Community Facs. Dist. No. 2005-01 (Glenwood at Aliso Viejo), Special Tax Bonds, Series 2014, 5.00% 9/1/2038	2,895	2,898
Antelope Valley Community College Dist., G.O. Bonds, Capital Appreciation Bonds, Series 2022-C, 2016 Election, 0% 8/1/2031	1,175	904
Antelope Valley Community College Dist., G.O. Bonds, Capital Appreciation Bonds, Series 2022-C, 2016 Election, 0% 8/1/2033	1,400	984
City of Azusa, Community Facs. Dist. No. 2005-1 (Rosedale), Improvement Area No. 2, Special Tax Bonds, Series 2019, Assured Guaranty Municipal insured, 5.00% 9/1/2049	2,100	2,233
Baldwin Park Unified School Dist., G.O. Bonds, 2018 Election, Series 2021, 3.00% 8/1/2043	1,250	1,032
Assn. of Bay Area Governments, Fin. Auth. for Nonprofit Corps., Rev. Ref. Bonds (Windemere Ranch Infrastructure Fncg. Program), Series 2014-A, 5.00% 9/2/2027	1,085	1,104
Assn. of Bay Area Governments, Fin. Auth. for Nonprofit Corps., Rev. Ref. Bonds (Windemere Ranch Infrastructure Fncg. Program), Series 2014-A, 5.00% 9/2/2029	985	1,002
Assn. of Bay Area Governments, Fin. Auth. for Nonprofit Corps., Rev. Ref. Bonds (Windemere Ranch Infrastructure Fncg. Program), Series 2014-A, 5.00% 9/2/2030	295	300
Assn. of Bay Area Governments, Fin. Auth. for Nonprofit Corps., Senior Living Rev. Bonds (Odd Fellows Home of California), Series 2012-A, 5.00% 4/1/2032	3,000	3,001
Bay Area Toll Auth., San Francisco Bay Area Toll Bridge Rev. Bonds, Series 2017-S-7, 4.00% 4/1/2034	5,000	5,162
Bay Area Toll Auth., San Francisco Bay Area Toll Bridge Rev. Bonds, Series 2008-B-1, (SIFMA Municipal Swap Index + 1.10%) 5.08% 4/1/2045 (put 4/1/2024) <sup>3</sup>	13,525	13,534
Bay Area Toll Auth., San Francisco Bay Area Toll Bridge Rev. Bonds, Series 2017-B, 2.85% 4/1/2047 (put 4/1/2025)	4,235	4,180
Bay Area Toll Auth., San Francisco Bay Area Toll Bridge Rev. Bonds, Series 2021-D, (SIFMA Municipal Swap Index + 0.30%) 4.28% 4/1/2056 (put 4/1/2027) <sup>3</sup>	1,990	1,934
City of Beaumont, Community Facs. Dist. No. 93-1, Improvement Area No. 8C, Special Tax Bonds, Series 2018-A, 5.00% 9/1/2048	5,715	5,777
City of Beaumont, Community Facs. Dist. No. 93-1, Improvement Area No. 8D, Special Tax Bonds, Series 2018-A, 5.00% 9/1/2043	750	763
City of Beaumont, Community Facs. Dist. No. 93-1, Improvement Area No. 8E, Special Tax Bonds, Series 2019, 5.00% 9/1/2048	2,500	2,528
City of Brea, Successor Agcy. to the Redev. Agcy. (Redev. Project AB), Tax Allocation Rev. Ref. Bonds, Series 2013, 5.00% 8/1/2026	1,200	1,202
Trustees of the California State University, Systemwide Rev. Bonds, Series 2016-B-3, 3.125% 11/1/2051 (put 11/1/2026)	6,000	5,978
Capistrano Unified School Dist., School Facs. Improvement Dist. No. 1, G.O. Bonds, Capital Appreciation Bonds, 1999 Election, Series 2001-B, Assured Guaranty Municipal insured, 0% 8/1/2025	4,645	4,248
City of Carson, Successor Agcy. to the Redev. Agcy., Tax Allocation Rev. Ref. Bonds (Redev. Project Area No. 1), Series 2014-A, Assured Guaranty Municipal insured, 4.25% 10/1/2033	750	760
Cathedral City, Successor Agcy. to the Redev. Agcy., Tax Allocation Housing Rev. Ref. Bonds (Merged Redev. Project Area), Series 2021-A, BAM insured, 4.00% 8/1/2033	750	772
Center Joint Unified School Dist., G.O. Bonds, 2008 Election, Series 2021-B, BAM insured, 3.00% 8/1/2040	580	495
Center Joint Unified School Dist., G.O. Bonds, 2008 Election, Series 2021-B, BAM insured, 3.00% 8/1/2041	480	403
Center Joint Unified School Dist., G.O. Bonds, 2008 Election, Series 2021-B, BAM insured, 3.00% 8/1/2046	3,150	2,470
Central Unified School Dist., G.O. Bonds, 2020 Election, Series 2021-A, Assured Guaranty Municipal insured, 3.00% 8/1/2044	2,500	2,037
Chaffey Community College Dist., G.O. Bonds, 2018 Election, Series 2019-A, 4.00% 6/1/2043	5,000	5,014
Chaffey Community College Dist., G.O. Bonds, 2018 Election, Series 2019-A, 3.00% 6/1/2046	2,000	1,606
Chino Valley Unified School Dist., G.O. Bonds, 2016 Election, Capital Appreciation Bonds, Series 2022-C, 0% 8/1/2031	600	455
Chino Valley Unified School Dist., G.O. Bonds, 2016 Election, Capital Appreciation Bonds, Series 2022-C, 0% 8/1/2032	315	230
Chino Valley Unified School Dist., G.O. Bonds, 2016 Election, Capital Appreciation Bonds, Series 2022-C, 0% 8/1/2033	320	225
Chino Valley Unified School Dist., G.O. Bonds, 2016 Election, Capital Appreciation Bonds, Series 2022-C, 0% 8/1/2034	625	421
Chino Valley Unified School Dist., G.O. Bonds, 2016 Election, Capital Appreciation Bonds, Series 2022-C, 0% 8/1/2038	1,300	706
Chino Valley Unified School Dist., G.O. Bonds, 2016 Election, Capital Appreciation Bonds, Series 2022-C, 0% 8/1/2039	1,000	514
City of Chino, Community Facs. Dist. No. 2016-1 (Bickmore 185), Special Tax Bonds, Series 2020, 4.00% 9/1/2045	2,250	1,981

# The Tax-Exempt Bond Fund of America (continued)

Bonds, notes & other debt instruments (continued)	Principal amount (000)	Value (000)
<b>California (continued)</b>		
City of Chino, Public Fncg. Auth., Local Agcy. Rev. Ref. Bonds, Series 2015-A, Assured Guaranty Municipal insured, 5.00% 9/1/2025	USD1,065	\$ 1,106
City of Chino, Public Fncg. Auth., Local Agcy. Rev. Ref. Bonds, Series 2015-A, Assured Guaranty Municipal insured, 5.00% 9/1/2026	225	234
City of Chino, Public Fncg. Auth., Local Agcy. Rev. Ref. Bonds, Series 2015-A, Assured Guaranty Municipal insured, 5.00% 9/1/2034	1,090	1,129
City of Chino, Public Fncg. Auth., Local Agcy. Rev. Ref. Bonds, Series 2015-A, Assured Guaranty Municipal insured, 5.00% 9/1/2035	1,725	1,787
City of Chula Vista, Municipal Fncg. Auth., Special Tax Rev. Ref. Bonds, Series 2013, 5.00% 9/1/2034	2,360	2,364
City of Chula Vista, Successor Agcy. to the Redev. Agcy., Tax Allocation Rev. Ref. Bonds, Series 2016, Assured Guaranty Municipal insured, 5.00% 10/1/2028	570	606
Coast Community College Dist., G.O. Bonds, Capital Appreciation Bonds, 2012 Election, Series 2019-F, 0% 8/1/2043	4,000	1,664
Community Choice Fncg. Auth., Clean Energy Project Rev. Green Bonds, Series 2021-B-1, 4.00% 2/1/2052 (put 8/1/2031)	3,650	3,631
Community Choice Fncg. Auth., Clean Energy Project Rev. Green Bonds, Series 2023-B-1, 5.00% 7/1/2053 (put 8/1/2029)	13,425	14,090
Community Choice Fncg. Auth., Clean Energy Project Rev. Green Bonds, Series 2021-B-1, 5.00% 12/1/2053 (put 8/1/2029)	2,315	2,417
Community Choice Fncg. Auth., Clean Energy Project Rev. Green Bonds, Series 2023-D, 5.50% 5/1/2054 (put 8/1/2028)	5,000	5,277
Community Housing Agcy., Essential Housing Rev. Bonds (Glendale Properties), Series 2021-A-2, 4.00% 8/1/2047 <sup>1</sup>	7,075	5,421
Community Housing Agcy., Essential Housing Rev. Bonds (Glendale Properties), Series 2021-A-1, 4.00% 2/1/2056 <sup>1</sup>	22,790	18,800
Community Housing Agcy., Essential Housing Rev. Bonds (Verdant at Green Valley), Series 2019-A, 5.00% 8/1/2049 <sup>1</sup>	1,000	937
Compton Unified School Dist., G.O. Bonds, Capital Appreciation Bonds, 2015 Election, Series 2019-B, BAM insured, 0% 6/1/2035	1,500	925
Compton Unified School Dist., G.O. Bonds, Capital Appreciation Bonds, 2015 Election, Series 2019-B, BAM insured, 0% 6/1/2040	500	229
Independent Cities Fin. Auth., Sales Tax Rev. Bonds (City of Compton), Series 2021, Assured Guaranty Municipal insured, 4.00% 6/1/2036 <sup>1</sup>	340	346
Independent Cities Fin. Auth., Sales Tax Rev. Bonds (City of Compton), Series 2021, Assured Guaranty Municipal insured, 4.00% 6/1/2041 <sup>1</sup>	510	515
Independent Cities Fin. Auth., Sales Tax Rev. Bonds (City of Compton), Series 2021, Assured Guaranty Municipal insured, 4.00% 6/1/2046 <sup>1</sup>	135	135
Independent Cities Fin. Auth., Sales Tax Rev. Bonds (City of Compton), Series 2021, Assured Guaranty Municipal insured, 4.00% 6/1/2051 <sup>1</sup>	175	172
City of Corona, Community Facs. Dist. No. 2018-2 (Sierra Bella), Special Tax Bonds, Series 2022-A, 5.00% 9/1/2051	1,750	1,753
CSCDA Community Improvement Auth., Essential Housing Social Rev. Bonds (1818 Platinum Triangle - Anaheim), Series 2021-A-2, 3.25% 4/1/2057 <sup>1</sup>	9,505	6,562
CSCDA Community Improvement Auth., Essential Housing Social Rev. Bonds (1818 Platinum Triangle - Anaheim), Series 2021-B, 4.00% 4/1/2057 <sup>1</sup>	1,000	685
CSCDA Community Improvement Auth., Essential Housing Social Rev. Bonds (City of Orange Portfolio), Series 2021-A-2, 3.00% 3/1/2057 <sup>1</sup>	6,155	4,080
CSCDA Community Improvement Auth., Essential Housing Social Rev. Bonds (City of Orange Portfolio), Series 2021-B, 4.00% 3/1/2057 <sup>1</sup>	540	381
CSCDA Community Improvement Auth., Essential Housing Social Rev. Bonds (Escondido Portfolio), Series 2021-A-2, 4.00% 6/1/2058 <sup>1</sup>	39,100	30,344
CSCDA Community Improvement Auth., Essential Housing Social Rev. Bonds (Millennium South Bay - Hawthorne), Series 2021-A-1, 3.375% 7/1/2043 <sup>1</sup>	1,000	799
CSCDA Community Improvement Auth., Essential Housing Social Rev. Bonds (Millennium South Bay - Hawthorne), Series 2021-A-2, 3.25% 7/1/2056 <sup>1</sup>	5,970	4,144
CSCDA Community Improvement Auth., Essential Housing Social Rev. Bonds (Park Crossing Apartments), Series 2021-A, 3.25% 12/1/2058 <sup>1</sup>	5,105	3,393
CSCDA Community Improvement Auth., Essential Housing Social Rev. Bonds (Pasadena Portfolio), Series 2021-A-2, 3.00% 12/1/2056 <sup>1</sup>	3,460	2,297
CSCDA Community Improvement Auth., Essential Housing Social Rev. Bonds (Theo - Pasadena), Series 2021-A-2, 3.25% 5/1/2057 <sup>1</sup>	2,215	1,456
CSCDA Community Improvement Auth., Essential Housing Social Rev. Bonds (Union South Bay), Series 2021-A-1, 3.10% 7/1/2045 <sup>1</sup>	1,000	752

# The Tax-Exempt Bond Fund of America (continued)

Bonds, notes & other debt instruments (continued)	Principal amount (000)	Value (000)
<b>California (continued)</b>		
CSCDA Community Improvement Auth., Essential Housing Social Rev. Bonds (Union South Bay), Series 2021-A-2, 4.00% 7/1/2056 <sup>1</sup>	USD21,140	\$15,553
CSCDA Community Improvement Auth., Essential Housing Social Rev. Bonds (Westgate Phase 1 - Pasadena), Series 2021-A-2, 3.125% 6/1/2057 <sup>1</sup>	33,900	21,933
Eastern Municipal Water Dist., Community Facs. Dist. No. 2016-74 (Menifee Town Center), Improvement Area B, Special Tax Bonds, Series 2022, 4.00% 9/1/2038	1,085	1,023
Eastern Municipal Water Dist., Community Facs. Dist. No. 2016-74 (Menifee Town Center), Improvement Area B, Special Tax Bonds, Series 2022, 4.00% 9/1/2043	1,095	988
Eastern Municipal Water Dist., Community Facs. Dist. No. 2016-74 (Menifee Town Center), Improvement Area B, Special Tax Bonds, Series 2022, 4.00% 9/1/2051	2,180	1,858
Eastern Municipal Water Dist., Community Facs. Dist. No. 2016-74 (Menifee Town Center), Improvement Area D, Special Tax Bonds, Series 2022, 4.00% 9/1/2038	1,230	1,159
Eastern Municipal Water Dist., Community Facs. Dist. No. 2016-74 (Menifee Town Center), Improvement Area D, Special Tax Bonds, Series 2022, 4.00% 9/1/2043	1,150	1,037
Eastern Municipal Water Dist., Community Facs. Dist. No. 2016-74 (Menifee Town Center), Improvement Area D, Special Tax Bonds, Series 2022, 4.00% 9/1/2051	2,540	2,168
Eastern Municipal Water Dist., Community Facs. Dist. No. 2017-79 (Eagle Crest), Special Tax Bonds, Series 2021, 4.00% 9/1/2036	2,275	2,214
Eastern Municipal Water Dist., Community Facs. Dist. No. 2017-79 (Eagle Crest), Special Tax Bonds, Series 2021, 4.00% 9/1/2041	2,085	1,908
Educational Facs. Auth., Rev. Bonds (Stanford University), Series 2010-U-1, 5.25% 4/1/2040	505	614
Educational Facs. Auth., Rev. Bonds (Stanford University), Series 2016-U-7, 5.00% 6/1/2046	1,000	1,186
County of El Dorado, Community Facs. Dist. No. 1992-1 (El Dorado Hills Dev.), Special Tax Rev. Ref. Bonds, Series 2012, 4.00% 9/1/2029	2,120	2,122
City of Elk Grove, Fin. Auth., Special Tax Rev. Bonds, Series 2015, 5.00% 9/1/2026	1,300	1,353
City of Elk Grove, Fin. Auth., Special Tax Rev. Bonds, Series 2015, BAM insured, 5.00% 9/1/2034	500	524
City of Elk Grove, Fin. Auth., Special Tax Rev. Bonds, Series 2015, BAM insured, 5.00% 9/1/2035	500	521
City of Elk Grove, Fin. Auth., Special Tax Rev. Bonds, Series 2015, BAM insured, 5.00% 9/1/2038	1,500	1,557
City of Elk Grove, Fin. Auth., Special Tax Rev. Bonds, Series 2016, 5.00% 9/1/2041	12,830	12,949
City of Elk Grove, Fin. Auth., Special Tax Rev. Bonds, Series 2018, 5.00% 9/1/2043	2,890	2,911
City of Elk Grove, Fin. Auth., Special Tax Rev. Bonds, Series 2016, 5.00% 9/1/2046	13,500	13,553
City of Elk Grove, Fin. Auth., Special Tax Rev. Bonds, Series 2018, 5.00% 9/1/2048	2,500	2,507
City of Emeryville, Successor Agcy. to the Redev. Agcy., Tax Allocation Rev. Ref. Bonds, Series 2014-A, Assured Guaranty Municipal insured, 5.00% 9/1/2032	890	908
City of Emeryville, Successor Agcy. to the Redev. Agcy., Tax Allocation Rev. Ref. Bonds, Series 2014-A, Assured Guaranty Municipal insured, 5.00% 9/1/2033	775	791
City of Escondido, Community Facs. Dist. No. 2020-2 (The Villages), Special Tax Bonds, Series 2022, 5.00% 9/1/2038	780	807
City of Escondido, Community Facs. Dist. No. 2020-2 (The Villages), Special Tax Bonds, Series 2022, 5.00% 9/1/2052	3,000	3,011
Etiwanda School Dist., G.O. Bonds, 2016 Election, Series 2020-A, 4.00% 8/1/2049	2,500	2,454
Etiwanda School Dist., G.O. Bonds, Capital Appreciation Bonds, 2016 Election, Series 2020-A, 0% 8/1/2034	1,000	664
Etiwanda School Dist., G.O. Bonds, Capital Appreciation Bonds, 2016 Election, Series 2020-A, 0% 8/1/2035	1,785	1,126
City of Eureka, Successor Agcy. to the Redev. Agcy., Tax Allocation Rev. Ref. Bonds, Series 2017-B, National insured, 5.00% 11/1/2023	1,040	1,044
Folsom Cordova Unified School Dist., School Facs. Improvement Dist. No. 3, G.O. Bonds, 2007 Election, Series 2019-D, Assured Guaranty Municipal insured, 4.00% 10/1/2040	5,000	5,021
City of Fontana, Community Facs. Dist. No. 22 (Sierra Hills South), Special Tax Bonds, Series 2014, 5.00% 9/1/2031	880	890
City of Fontana, Community Facs. Dist. No. 22 (Sierra Hills South), Special Tax Bonds, Series 2014, 5.00% 9/1/2034	2,600	2,631
City of Fontana, Community Facs. Dist. No. 95 (Summit at Rosena Phase 2), Special Tax Bonds, Series 2022, 4.625% 9/1/2052	3,500	3,306
City of Fontana, Public Facs. Fin. Auth., Special Tax Rev. Ref. Bonds, Series 2021-A, 4.00% 9/1/2023	145	145
Foothill/Eastern Transportation Corridor Agcy., Toll Road Rev. Bonds, Capital Appreciation Bonds, Series 1995-A, 0% 1/1/2024 (escrowed to maturity)	5,000	4,935
Foothill/Eastern Transportation Corridor Agcy., Toll Road Rev. Ref. Bonds, Capital Appreciation Bonds, Series 2015-A, Assured Guaranty Municipal insured, 0% 1/15/2034	2,000	1,375
Foothill/Eastern Transportation Corridor Agcy., Toll Road Rev. Ref. Bonds, Capital Appreciation Bonds, Series 2015-A, Assured Guaranty Municipal insured, 0% 1/15/2035	2,000	1,320
Fresno Unified School Dist., G.O. Bonds, 2016 Election, Series 2021-D, 3.00% 8/1/2033	1,000	962
Fresno Unified School Dist., G.O. Bonds, 2016 Election, Series 2016-B, 3.00% 8/1/2043	2,000	1,652
Fresno Unified School Dist., G.O. Rev. Ref. Bonds, Series 2016-A, 5.00% 8/1/2030	1,005	1,075
G.O. Bonds, Series 2021, 5.00% 12/1/2031	395	420

# The Tax-Exempt Bond Fund of America (continued)

Bonds, notes & other debt instruments (continued)	Principal amount (000)	Value (000)
<b>California (continued)</b>		
G.O. Bonds, Series 2015, 5.25% 8/1/2032	USD5,000	\$ 5,225
G.O. Bonds, Series 2021, 5.00% 12/1/2032	335	356
G.O. Bonds, Series 2021, 5.00% 12/1/2034	335	355
G.O. Bonds, Series 2023, 5.00% 10/1/2035	3,405	4,051
G.O. Bonds, Series 2021, 4.00% 10/1/2037	1,000	1,038
G.O. Bonds, Series 2021, 4.00% 10/1/2039	3,000	3,088
G.O. Bonds, Series 2020, 4.00% 11/1/2041	500	502
G.O. Bonds, Series 2021, 5.00% 12/1/2046	260	285
G.O. Rev. Ref. Bonds, Series 2020, 3.00% 11/1/2040	3,000	2,596
G.O. Rev. Ref. Bonds, Series 2021, 5.00% 9/1/2041	2,625	2,947
Glendale Community College Dist., G.O. Rev. Ref. Bonds, Capital Appreciation Bonds, 2016 Election, Series 2020-B, 0% 8/1/2029	990	816
Glendale Community College Dist., G.O. Rev. Ref. Bonds, Capital Appreciation Bonds, 2016 Election, Series 2020-B, 0% 8/1/2031	1,250	959
Glendale Community College Dist., G.O. Rev. Ref. Bonds, Capital Appreciation Bonds, 2016 Election, Series 2020-B, 0% 8/1/2032	1,500	1,107
Golden State Tobacco Securitization Corp., Enhanced Tobacco Settlement Asset-Backed Bonds, Capital Appreciation Bonds, Series 2005-A, Assured Guaranty Municipal insured, 0% 6/1/2026 (escrowed to maturity)	7,000	6,448
Golden State Tobacco Securitization Corp., Enhanced Tobacco Settlement Asset-Backed Bonds, Capital Appreciation Bonds, Series 2005-A, AMBAC insured, 0% 6/1/2027 (escrowed to maturity)	3,960	3,556
Golden State Tobacco Securitization Corp., Enhanced Tobacco Settlement Asset-Backed Bonds, Capital Appreciation Bonds, Series 2021-B-2, 0% 6/1/2066	16,155	1,741
Grossmont Union High School Dist., G.O. Bonds, Capital Appreciation Bonds, 2004 Election, Series 2008, 0% 8/1/2032	4,000	2,920
Hastings Campus Housing Fin. Auth., Campus Housing Rev. Green Bonds, Series 2020-A, 5.00% 7/1/2045 <sup>1</sup>	4,700	4,059
Hastings Campus Housing Fin. Auth., Campus Housing Rev. Green Bonds, Series 2020-A, 5.00% 7/1/2061 <sup>1</sup>	3,085	2,498
Hayward Unified School Dist., G.O. Bonds, 2019 Election, Series 2019-A, BAM insured, 5.00% 8/1/2044	7,000	7,478
Hayward Unified School Dist., G.O. Rev. Ref. Bonds, 2019 Election, Series 2019-A, BAM insured, 5.00% 8/1/2040	3,000	3,228
Health Facs. Fncg. Auth., Rev. Bonds (Marshall Medical Center), Series 2020-A, 4.00% 11/1/2040	1,000	1,008
Health Facs. Fncg. Auth., Rev. Ref. Bonds (Marshall Medical Center), Series 2015, 5.00% 11/1/2024	255	260
Health Facs. Fncg. Auth., Rev. Ref. Bonds (Marshall Medical Center), Series 2015, 5.00% 11/1/2026	350	359
Health Facs. Fncg. Auth., Rev. Ref. Bonds (Stanford Health Care), Series 2017-A, 5.00% 11/15/2035	8,500	9,196
Health Facs. Fncg. Auth., Social Rev. Bonds (On Lok Senior Health Services), Series 2020, 5.00% 8/1/2040	1,000	1,036
Health Facs. Fncg. Auth., Social Rev. Bonds (On Lok Senior Health Services), Series 2020, 5.00% 8/1/2050	1,250	1,270
Health Facs. Fncg. Auth., Social Rev. Bonds (On Lok Senior Health Services), Series 2020, 5.00% 8/1/2055	1,000	1,012
Housing Fin. Agcy., Municipal Certs., Series 2019-A-2, 4.00% 3/20/2033	1,832	1,796
Housing Fin. Agcy., Municipal Certs., Series 2019-A-1, 4.25% 1/15/2035	1,223	1,224
Housing Fin. Agcy., Municipal Certs., Series 2021-A-1, 3.50% 11/20/2035	19,149	17,943
Housing Fin. Agcy., Municipal Certs., Series 2021-A-3, 3.25% 8/20/2036	21,259	19,254
Housing Fin. Agcy., Municipal Certs., Series 2023-1, Class X, 0.366% 9/20/2036 <sup>3</sup>	28,514	715
Housing Fin. Agcy., Municipal Certs., Series 2023-1, Class A, 4.375% 9/20/2036	22,925	22,812
Infrastructure and Econ. Dev. Bank, Rev. Bonds (The Colburn School), Series 2019, 1.75% 8/1/2055 (put 8/1/2026)	4,750	4,404
Infrastructure and Econ. Dev. Bank, Rev. Ref. Bonds (Los Angeles County Museum of Art Project), Series 2021-B, 4.68% 12/1/2050 (put 6/1/2026) <sup>3</sup>	1,000	973
City of Inglewood, Successor Agcy. to the Redev. Agcy., Tax Allocation Bonds (Merged Redev. Project), Series 2017-A, BAM insured, 5.00% 5/1/2028	1,000	1,069
City of Inglewood, Successor Agcy. to the Redev. Agcy., Tax Allocation Bonds (Merged Redev. Project), Series 2017-A, BAM insured, 5.00% 5/1/2030	950	1,017
Inglewood Unified School Dist., G.O. Bonds, 2020 Election, Series 2021-A, Assured Guaranty Municipal insured, 4.00% 8/1/2046	5,150	5,153
Inglewood Unified School Dist., G.O. Bonds, 2020 Election, Series 2021-A, Assured Guaranty Municipal insured, 4.00% 8/1/2051	1,000	993
City of Irvine, Community Facs. Dist. No. 2013-3 (Great Park), Improvement Area No. 1, Special Tax Bonds, Series 2014, 5.00% 9/1/2039	1,000	1,009
City of Irvine, Community Facs. Dist. No. 2013-3 (Great Park), Improvement Area No. 1, Special Tax Bonds, Series 2014, 5.00% 9/1/2044	2,705	2,723
City of Irvine, Community Facs. Dist. No. 2013-3 (Great Park), Improvement Area No. 8, Special Tax Bonds, Series 2018, 5.00% 9/1/2043	2,670	2,742
City of Irvine, Community Facs. Dist. No. 2013-3 (Great Park), Improvement Area No. 8, Special Tax Bonds, Series 2018, 5.00% 9/1/2048	5,250	5,364
City of Irvine, Reassessment Dist. No. 12-1, Limited Obligation Improvement Bonds, Series 2012, 5.00% 9/2/2023	1,235	1,236
City of Irvine, Reassessment Dist. No. 12-1, Limited Obligation Improvement Bonds, Series 2012, 4.00% 9/2/2028	675	676



# The Tax-Exempt Bond Fund of America (continued)

Bonds, notes & other debt instruments (continued)	Principal amount (000)	Value (000)
<b>California (continued)</b>		
City of Irvine, Reassessment Dist. No. 13-1, Limited Obligation Improvement Bonds, Series 2013, 5.00% 9/2/2023	USD1,100	\$ 1,101
City of Irvine, Reassessment Dist. No. 13-1, Limited Obligation Improvement Bonds, Series 2013, 5.00% 9/2/2027	325	326
City of Irvine, Reassessment Dist. No. 13-1, Limited Obligation Improvement Bonds, Series 2013, 5.00% 9/2/2030	700	701
City of Irvine, Reassessment Dist. No. 15-2, Limited Obligation Improvement Bonds, Series 2015, 5.00% 9/2/2032	350	360
City of Irvine, Reassessment Dist. No. 15-2, Limited Obligation Improvement Bonds, Series 2015, 5.00% 9/2/2033	585	601
City of Irvine, Reassessment Dist. No. 15-2, Limited Obligation Improvement Bonds, Series 2015, 5.00% 9/2/2034	615	632
City of Irvine, Reassessment Dist. No. 15-2, Limited Obligation Improvement Bonds, Series 2015, 5.00% 9/2/2035	375	384
City of Irvine, Reassessment Dist. No. 15-2, Limited Obligation Improvement Bonds, Series 2015, 5.00% 9/2/2042	995	1,007
Irvine Unified School Dist., Community Facs. Dist. No. 09-1, Special Tax Bonds, Series 2017-A, BAM insured, 5.00% 9/1/2025	995	1,020
Irvine Unified School Dist., Community Facs. Dist. No. 09-1, Special Tax Bonds, Series 2017-D, BAM insured, 4.00% 9/1/2026	150	150
Irvine Unified School Dist., Community Facs. Dist. No. 09-1, Special Tax Bonds, Series 2017-A, BAM insured, 5.00% 9/1/2026	1,295	1,348
Irvine Unified School Dist., Community Facs. Dist. No. 09-1, Special Tax Bonds, Series 2017-A, BAM insured, 5.00% 9/1/2027	1,085	1,145
Irvine Unified School Dist., Community Facs. Dist. No. 09-1, Special Tax Bonds, Series 2018-A, BAM insured, 5.00% 9/1/2032	245	257
Irvine Unified School Dist., Community Facs. Dist. No. 09-1, Special Tax Bonds, Series 2018-A, BAM insured, 5.00% 9/1/2033	115	121
Irvine Unified School Dist., Community Facs. Dist. No. 09-1, Special Tax Bonds, Series 2017-A, BAM insured, 5.00% 9/1/2034	995	1,042
Irvine Unified School Dist., Community Facs. Dist. No. 09-1, Special Tax Bonds, Series 2018-A, BAM insured, 5.00% 9/1/2034	470	492
Irvine Unified School Dist., Community Facs. Dist. No. 09-1, Special Tax Bonds, Series 2018-A, BAM insured, 5.00% 9/1/2035	525	547
Irvine Unified School Dist., Community Facs. Dist. No. 09-1, Special Tax Bonds, Series 2019-A, BAM insured, 5.00% 9/1/2035	1,245	1,316
Irvine Unified School Dist., Community Facs. Dist. No. 09-1, Special Tax Bonds, Series 2018-A, BAM insured, 5.00% 9/1/2036	505	524
Irvine Unified School Dist., Community Facs. Dist. No. 09-1, Special Tax Bonds, Series 2018-A, BAM insured, 5.00% 9/1/2037	700	722
Irvine Unified School Dist., Community Facs. Dist. No. 09-1, Special Tax Bonds, Series 2018-A, BAM insured, 5.00% 9/1/2038	640	657
Irvine Unified School Dist., Community Facs. Dist. No. 09-1, Special Tax Bonds, Series 2017-C, BAM insured, 5.00% 9/1/2042	995	1,017
Irvine Unified School Dist., Community Facs. Dist. No. 09-1, Special Tax Bonds, Series 2020-A, BAM insured, 4.00% 9/1/2044	6,115	5,539
Irvine Unified School Dist., Community Facs. Dist. No. 09-1, Special Tax Bonds, Series 2017-B, BAM insured, 5.00% 9/1/2047	1,990	2,023
Irvine Unified School Dist., Community Facs. Dist. No. 09-1, Special Tax Bonds, Series 2019-A, BAM insured, 4.00% 9/1/2049	2,985	2,948
Irvine Unified School Dist., Community Facs. Dist. No. 09-1, Special Tax Bonds, Series 2017-D, BAM insured, 5.00% 9/1/2049	995	1,010
Irvine Unified School Dist., Community Facs. Dist. No. 09-1, Special Tax Bonds, Series 2020-A, BAM insured, 4.00% 9/1/2050	11,135	10,906
Irvine Unified School Dist., Community Facs. Dist. No. 09-1, Special Tax Bonds, Series 2017-B, BAM insured, 5.00% 9/1/2051	2,985	3,016
Irvine Unified School Dist., Community Facs. Dist. No. 09-1, Special Tax Bonds, Series 2019-A, BAM insured, 4.00% 9/1/2054	12,105	11,892
Irvine Unified School Dist., Community Facs. Dist. No. 09-1, Special Tax Bonds, Series 2020-A, BAM insured, 4.00% 9/1/2054	6,960	6,754
Irvine Unified School Dist., Community Facs. Dist. No. 09-1, Special Tax Bonds, Series 2017-D, BAM insured, 5.00% 3/1/2057	995	1,005
City of Jurupa, Community Facs. Dist. No. 33 (Eastvale Area), Improvement Area No. 2, Special Tax Bonds, Series 2014-A, 5.00% 9/1/2043	3,140	3,158
City of Jurupa, Public Fncg. Auth., Special Tax Rev. Bonds, Series 2013-A, 5.25% 9/1/2024	1,145	1,147
City of Jurupa, Public Fncg. Auth., Special Tax Rev. Bonds, Series 2014-A, 5.00% 9/1/2026	700	713
City of Jurupa, Public Fncg. Auth., Special Tax Rev. Bonds, Series 2014-A, 5.00% 9/1/2032	1,260	1,282
City of Jurupa, Public Fncg. Auth., Special Tax Rev. Bonds, Series 2014-A, 5.00% 9/1/2042	1,250	1,263
City of Jurupa, Public Fncg. Auth., Special Tax Rev. Ref. Bonds, Series 2020-A, BAM insured, 4.00% 9/1/2031	1,890	1,987
City of Jurupa, Public Fncg. Auth., Special Tax Rev. Ref. Bonds, Series 2020-A, BAM insured, 4.00% 9/1/2035	1,125	1,165
City of Jurupa, Public Fncg. Auth., Special Tax Rev. Ref. Bonds, Series 2020-A, BAM insured, 4.00% 9/1/2039	1,095	1,110

# The Tax-Exempt Bond Fund of America (continued)

Bonds, notes & other debt instruments (continued)	Principal amount (000)	Value (000)
<b>California (continued)</b>		
Jurupa Unified School Dist., Fncg. Auth., Special Tax Rev. Ref. Bonds (Community Facs. Dists. Nos. 10, 12, 13 and 15), Series 2021-A, BAM insured, 4.00% 9/1/2032	USD415	\$ 439
Jurupa Unified School Dist., Fncg. Auth., Special Tax Rev. Ref. Bonds (Community Facs. Dists. Nos. 10, 12, 13 and 15), Series 2021-A, BAM insured, 4.00% 9/1/2033	880	927
Jurupa Unified School Dist., Fncg. Auth., Special Tax Rev. Ref. Bonds (Community Facs. Dists. Nos. 10, 12, 13 and 15), Series 2021-A, BAM insured, 4.00% 9/1/2034	945	992
Jurupa Unified School Dist., Fncg. Auth., Special Tax Rev. Ref. Bonds (Community Facs. Dists. Nos. 10, 12, 13 and 15), Series 2021-A, BAM insured, 4.00% 9/1/2035	1,020	1,065
Jurupa Unified School Dist., Fncg. Auth., Special Tax Rev. Ref. Bonds (Community Facs. Dists. Nos. 10, 12, 13 and 15), Series 2021-A, BAM insured, 4.00% 9/1/2036	840	866
Jurupa Unified School Dist., Fncg. Auth., Special Tax Rev. Ref. Bonds (Community Facs. Dists. Nos. 10, 12, 13 and 15), Series 2021-A, BAM insured, 4.00% 9/1/2037	1,170	1,191
Jurupa Unified School Dist., Fncg. Auth., Special Tax Rev. Ref. Bonds (Community Facs. Dists. Nos. 10, 12, 13 and 15), Series 2021-A, BAM insured, 4.00% 9/1/2038	1,255	1,272
Jurupa Unified School Dist., Fncg. Auth., Special Tax Rev. Ref. Bonds (Community Facs. Dists. Nos. 10, 12, 13 and 15), Series 2021-A, BAM insured, 4.00% 9/1/2039	1,340	1,360
Jurupa Unified School Dist., Fncg. Auth., Special Tax Rev. Ref. Bonds (Community Facs. Dists. Nos. 10, 12, 13 and 15), Series 2021-A, BAM insured, 4.00% 9/1/2040	1,435	1,453
Jurupa Unified School Dist., Fncg. Auth., Special Tax Rev. Ref. Bonds (Community Facs. Dists. Nos. 10, 12, 13 and 15), Series 2021-A, BAM insured, 4.00% 9/1/2041	1,535	1,551
Jurupa Unified School Dist., Fncg. Auth., Special Tax Rev. Ref. Bonds (Community Facs. Dists. Nos. 10, 12, 13 and 15), Series 2021-A, BAM insured, 4.00% 9/1/2047	7,000	6,950
County of Kern, RNR School Fncg. Auth., Community Facs. Dist. No. 92-1, Special Tax Bonds, Series 2017-A, BAM insured, 5.00% 9/1/2041	3,000	3,073
La Mesa-Spring Valley School Dist., G.O. Bonds, 2020 Election, Series 2021-A, BAM insured, 4.00% 8/1/2046	935	927
La Mesa-Spring Valley School Dist., G.O. Bonds, 2020 Election, Series 2021-A, BAM insured, 4.00% 8/1/2051	1,000	977
City of La Quinta, Successor Agcy. to the Redev. Agcy., Tax Allocation Rev. Ref. Bonds (Redev. Project Area Nos. 1 and 2), Series 2013-A, 5.00% 9/1/2030 (preref. 9/1/2023)	1,500	1,502
City of Lake Elsinore, Facs. Fin. Auth., Local Agcy. Rev. Ref. Bonds, Series 2021-B, Assured Guaranty Municipal insured, 4.00% 9/1/2039	1,000	1,015
City of Lake Elsinore, Facs. Fin. Auth., Local Agcy. Rev. Ref. Bonds, Series 2021-B, Assured Guaranty Municipal insured, 4.00% 9/1/2041	675	682
City of Lake Elsinore, Facs. Fin. Auth., Local Agcy. Rev. Ref. Bonds, Series 2021-B, Assured Guaranty Municipal insured, 4.00% 9/1/2047	2,915	2,894
City of Lake Elsinore, Public Fncg. Auth., Local Agcy. Rev. Ref. Bonds, Series 2015, 5.00% 9/1/2035	5,915	6,082
City of Lake Elsinore, Public Fncg. Auth., Local Agcy. Rev. Ref. Bonds, Series 2015, 5.00% 9/1/2040	4,375	4,443
Lammersville Joint Unified School Dist., Community Facs. Dist. No. 2019-1 (Mountain House School Facs.), Special Tax Bonds, Series 2022, 4.00% 9/1/2052	4,000	3,408
City of Lee Lake, Public Fncg. Auth., Special Tax Rev. Ref. Bonds, Series 2013-A, 5.25% 9/1/2024	1,000	1,001
City of Lee Lake, Public Fncg. Auth., Special Tax Rev. Ref. Bonds, Series 2013-A, 5.00% 9/1/2032	3,750	3,756
City of Lee Lake, Public Fncg. Auth., Special Tax Rev. Ref. Bonds, Series 2013-A, 5.125% 9/1/2035	1,250	1,252
Lodi Unified School Dist., G.O. Bonds, 2016 Election, Series 2021, 3.00% 8/1/2046	10,160	7,967
City of Long Beach, Marina Rev. Bonds (Alamitos Bay Marina Project), Series 2015, 5.00% 5/15/2040	2,235	2,265
Long Beach Community College Dist., G.O. Bonds, 2016 Election, Series 2021-D, 3.00% 8/1/2037	1,000	891
Long Beach Community College Dist., G.O. Bonds, 2016 Election, Series 2021-D, 3.00% 8/1/2038	1,405	1,234
Long Beach Community College Dist., G.O. Bonds, 2016 Election, Series 2021-D, 3.00% 8/1/2039	1,000	871
City of Los Angeles, Community Facs. Dist. No. 4 (Playa Vista - Phase 1), Special Tax Rev. Ref. Bonds, Series 2014, 5.00% 9/1/2029	1,135	1,166
City of Los Angeles, Community Facs. Dist. No. 4 (Playa Vista - Phase 1), Special Tax Rev. Ref. Bonds, Series 2014, 5.00% 9/1/2030	985	1,013
City of Los Angeles, Community Facs. Dist. No. 4 (Playa Vista - Phase 1), Special Tax Rev. Ref. Bonds, Series 2014, 5.00% 9/1/2031	685	704
City of Los Angeles, Dept. of Airports, Los Angeles International Airport, Rev. Bonds, Series 2017-B, 5.00% 5/15/2042	3,900	4,133
City of Los Angeles, Dept. of Airports, Los Angeles International Airport, Rev. Bonds, Series 2019-B, 5.00% 5/15/2049	1,805	1,939
City of Los Angeles, Dept. of Airports, Los Angeles International Airport, Rev. Green Bonds, Series 2022-I, 5.00% 5/15/2042	1,000	1,124
City of Los Angeles, Dept. of Airports, Los Angeles International Airport, Rev. Ref. Bonds, Series 2015-C, 5.00% 5/15/2027	1,500	1,561
City of Los Angeles, Dept. of Airports, Los Angeles International Airport, Rev. Ref. Bonds, Series 2022-D, 4.00% 5/15/2035	1,000	1,080
City of Los Angeles, Dept. of Water and Power, Power System Rev. Bonds, Series 2022-C, 5.00% 7/1/2038	2,075	2,377

# The Tax-Exempt Bond Fund of America (continued)

Bonds, notes & other debt instruments (continued)	Principal amount (000)	Value (000)
<b>California (continued)</b>		
City of Los Angeles, Dept. of Water and Power, Power System Rev. Bonds, Series 2022-B, 5.00% 7/1/2039	USD1,000	\$1,148
County of Los Angeles, Community Facs. Dist. No. 2021-01 (Valencia Facs.), Improvement Area No. 1, Special Tax Bonds, Series 2022, 5.00% 9/1/2034	335	360
County of Los Angeles, Community Facs. Dist. No. 2021-01 (Valencia Facs.), Improvement Area No. 1, Special Tax Bonds, Series 2022, 5.00% 9/1/2035	500	533
County of Los Angeles, Community Facs. Dist. No. 2021-01 (Valencia Facs.), Improvement Area No. 1, Special Tax Bonds, Series 2022, 5.00% 9/1/2036	570	599
County of Los Angeles, Community Facs. Dist. No. 2021-01 (Valencia Facs.), Improvement Area No. 1, Special Tax Bonds, Series 2022, 5.00% 9/1/2037	615	638
County of Los Angeles, Community Facs. Dist. No. 2021-01 (Valencia Facs.), Improvement Area No. 1, Special Tax Bonds, Series 2022, 5.00% 9/1/2042	830	845
County of Los Angeles, Community Facs. Dist. No. 2021-01 (Valencia Facs.), Improvement Area No. 1, Special Tax Bonds, Series 2022, 5.00% 9/1/2047	1,190	1,199
County of Los Angeles, Community Facs. Dist. No. 2021-01 (Valencia Facs.), Improvement Area No. 1, Special Tax Bonds, Series 2022, 5.00% 9/1/2052	590	590
County of Los Angeles, Dev. Auth., Multi Family Housing Mortgage Rev. Bonds (Long Beach Senior Housing), Series 2022, 2.00% 2/1/2026 (put 2/1/2025)	5,924	5,702
County of Los Angeles, Redev. Ref. Auth., Tax Allocation Rev. Ref. Bonds (Various Redev. Project Areas), Series 2013-D, Assured Guaranty Municipal insured, 5.00% 9/1/2027 (preref. 9/1/2023)	835	836
County of Los Angeles, Redev. Ref. Auth., Tax Allocation Rev. Ref. Bonds (Various Redev. Project Areas), Series 2013-D, Assured Guaranty Municipal insured, 5.00% 9/1/2027	595	596
County of Los Angeles, Redev. Ref. Auth., Tax Allocation Rev. Ref. Bonds (Various Redev. Project Areas), Series 2013-D, Assured Guaranty Municipal insured, 5.00% 9/1/2027 (preref. 9/1/2023)	520	521
Los Angeles County Facs., Inc., Lease Rev. Bonds (Vermont Corridor County Administration Building), Series 2018-A, 5.00% 12/1/2043	1,250	1,338
Los Angeles Unified School Dist., G.O. Dedicated Unlimited Ad Valorem Property Tax Bonds, 2005 Election, Series 2018-M-1, 5.25% 7/1/2042	8,000	8,663
M-S-R Energy Auth., Gas Rev. Bonds, Series 2009-B, 6.125% 11/1/2029	2,390	2,568
M-S-R Energy Auth., Gas Rev. Bonds, Series 2009-B, 6.50% 11/1/2039	3,500	4,270
City of Menifee, Community Facs. Dist. No. 2020-1 (McCall Mesa), Special Tax Bonds, Series 2023-A, 5.00% 9/1/2053	1,315	1,340
Menifee Union School Dist., Public Fncg. Auth., Special Tax Rev. Bonds, Series 2017-A, National insured, 5.00% 9/1/2026	1,440	1,489
Menifee Union School Dist., Public Fncg. Auth., Special Tax Rev. Bonds, Series 2017-A, National insured, 5.00% 9/1/2029	1,260	1,333
Menifee Union School Dist., Public Fncg. Auth., Special Tax Rev. Bonds, Series 2016-A, BAM insured, 3.00% 9/1/2031	570	569
Menifee Union School Dist., Public Fncg. Auth., Special Tax Rev. Bonds, Series 2017-A, National insured, 5.00% 9/1/2031	250	265
Menifee Union School Dist., Public Fncg. Auth., Special Tax Rev. Bonds, Series 2016-A, BAM insured, 5.00% 9/1/2032	725	756
Menifee Union School Dist., Public Fncg. Auth., Special Tax Rev. Bonds, Series 2016-A, BAM insured, 5.00% 9/1/2033	760	791
Menifee Union School Dist., Public Fncg. Auth., Special Tax Rev. Bonds, Series 2017-A, National insured, 5.00% 9/1/2033	345	365
Menifee Union School Dist., Public Fncg. Auth., Special Tax Rev. Bonds, Series 2016-A, BAM insured, 5.00% 9/1/2034	600	624
Menifee Union School Dist., Public Fncg. Auth., Special Tax Rev. Bonds, Series 2016-A, BAM insured, 5.00% 9/1/2036	850	878
Montebello Unified School Dist., G.O. Bonds, 2016 Election, Series 2022-B, Assured Guaranty Municipal insured, 5.00% 8/1/2050	900	959
Moreno Valley Unified School Dist., Community Facs. Dist. No. 2019-1, Special Tax Bonds, Series 2022, 4.75% 9/1/2052	3,370	3,248
Moreno Valley Unified School Dist., Community Facs. Dist. No. 2019-2, Special Tax Bonds, Series 2022, 4.75% 9/1/2052	3,110	2,997
City of Morgan Hill, Successor Agcy. to the Redev. Agcy., Rev. Ref. Bonds, Series 2013-A, 5.00% 9/1/2026	2,000	2,003
Morongo Band of Mission Indians, Rev. Ref. Bonds, Series 2018-B, 5.00% 10/1/2042 <sup>1</sup>	5,025	4,958
Mt. Diablo Unified School Dist., G.O. Rev. Ref. Bonds, Series 2022-B, 4.00% 8/1/2036	770	817
Mt. Diablo Unified School Dist., G.O. Rev. Ref. Bonds, Series 2022-B, 4.00% 6/1/2037	315	332
Mt. San Jacinto Community College Dist., G.O. Bonds, 2014 Election, Series 2021-C, 3.00% 8/1/2035	1,040	1,004
Municipal Fin. Auth., Certs. of Part. (Palomar Health), Series 2021, 5.00% 11/1/2027 <sup>1</sup>	3,920	4,024
Municipal Fin. Auth., Rev. and Rev. Ref. Bonds (Aldersly Project), Series 2023-B-2, 3.75% 11/15/2028	550	551
Municipal Fin. Auth., Rev. and Rev. Ref. Bonds (Aldersly Project), Series 2023-B-1, 4.00% 11/15/2028	345	346

# The Tax-Exempt Bond Fund of America (continued)

Bonds, notes & other debt instruments (continued)	Principal amount (000)	Value (000)
<b>California (continued)</b>		
Municipal Fin. Auth., Rev. Bonds (California Baptist University), Series 2016-A, 5.00% 11/1/2036 <sup>1</sup>	USD1,500	\$ 1,512
Municipal Fin. Auth., Rev. Bonds (California Baptist University), Series 2016-A, 5.00% 11/1/2046 <sup>1</sup>	1,500	1,458
Municipal Fin. Auth., Rev. Bonds (Community Health System), Series 2021-A, Assured Guaranty Municipal insured, 3.00% 2/1/2046	2,225	1,576
Municipal Fin. Auth., Rev. Bonds (HumanGood - California Obligated Group), Series 2021, 3.00% 10/1/2046	2,500	1,841
Municipal Fin. Auth., Rev. Bonds (HumanGood - California Obligated Group), Series 2021, 3.00% 10/1/2049	10,560	7,512
Municipal Fin. Auth., Rev. Ref. Bonds (Harbor Regional Center Project), Series 2015, 5.00% 11/1/2039	850	884
Municipal Fin. Auth., Rev. Ref. Bonds (HumanGood Obligated Group), Series 2019-A, 4.00% 10/1/2029	500	503
Municipal Fin. Auth., Rev. Ref. Bonds (HumanGood Obligated Group), Series 2019-A, 4.00% 10/1/2033	1,100	1,103
Municipal Fin. Auth., Rev. Ref. Bonds (HumanGood Obligated Group), Series 2019-A, 4.00% 10/1/2038	3,750	3,640
Municipal Fin. Auth., Rev. Ref. Bonds (HumanGood Obligated Group), Series 2019-A, 5.00% 10/1/2044	3,750	3,822
Municipal Fin. Auth., Senior Living Rev. Bonds (Mt. San Antonio Gardens Project), Series 2022-A, 4.00% 11/15/2042	565	454
Municipal Fin. Auth., Senior Living Rev. Bonds (Mt. San Antonio Gardens Project), Series 2022-A, 4.00% 11/15/2056	830	595
Municipal Fin. Auth., Special Fin. Agcy. XII, Essential Housing Rev. Bonds (Allure Apartments), Series 2022-A-1, 3.25% 2/1/2057 <sup>1</sup>	20,515	14,004
Municipal Fin. Auth., Special Fin. Agcy., Essential Housing Rev. Bonds (Latitude 33), Series 2021-A-2, 4.00% 12/1/2045 <sup>1</sup>	400	313
Municipal Fin. Auth., Special Fin. Agcy., Essential Housing Rev. Bonds (Latitude 33), Series 2021-A-1, 3.00% 12/1/2056 <sup>1</sup>	1,235	817
Municipal Fin. Auth., Student Housing Rev. Bonds (CHF-Davis II, LLC - Orchard Park Student Housing Project), Series 2021, BAM insured, 4.00% 5/15/2041	220	213
Municipal Fin. Auth., Student Housing Rev. Bonds (CHF-Davis II, LLC - Orchard Park Student Housing Project), Series 2021, BAM insured, 4.00% 5/15/2046	615	576
Municipal Fin. Auth., Student Housing Rev. Bonds (CHF-Davis II, LLC - Orchard Park Student Housing Project), Series 2021, BAM insured, 3.00% 5/15/2051	6,695	5,031
Municipal Fin. Auth., Student Housing Rev. Bonds (CHF-Davis II, LLC - Orchard Park Student Housing Project), Series 2021, BAM insured, 3.00% 5/15/2054	1,490	1,095
Municipal Fin. Auth., Student Housing Rev. Bonds (UCR Dundee-Glasgow Student Housing Project), Series 2018, BAM insured, 5.00% 5/15/2037	1,755	1,860
Municipal Fin. Auth., Student Housing Rev. Bonds (UCR Dundee-Glasgow Student Housing Project), Series 2018, BAM insured, 5.00% 5/15/2039	1,535	1,614
Murrieta Valley Unified School Dist., Public Fncg. Auth., Special Tax Rev. Bonds, Series 2016-A, 5.00% 9/1/2024	760	769
Murrieta Valley Unified School Dist., Public Fncg. Auth., Special Tax Rev. Bonds, Series 2016-A, 5.00% 9/1/2026	2,620	2,727
Murrieta Valley Unified School Dist., Public Fncg. Auth., Special Tax Rev. Bonds, Series 2016-A, 5.00% 9/1/2027	1,875	1,957
Murrieta Valley Unified School Dist., Public Fncg. Auth., Special Tax Rev. Bonds, Series 2016-A, 5.00% 9/1/2028	3,320	3,474
Murrieta Valley Unified School Dist., Public Fncg. Auth., Special Tax Rev. Bonds, Series 2016-A, 5.00% 9/1/2031	1,915	1,988
Murrieta Valley Unified School Dist., Public Fncg. Auth., Special Tax Rev. Bonds, Series 2016-A, 5.00% 9/1/2032	1,175	1,219
Murrieta Valley Unified School Dist., Public Fncg. Auth., Special Tax Rev. Bonds, Series 2016-A, Assured Guaranty Municipal insured, 5.00% 9/1/2032	1,000	1,060
Murrieta Valley Unified School Dist., Public Fncg. Auth., Special Tax Rev. Bonds, Series 2016-A, Assured Guaranty Municipal insured, 5.00% 9/1/2034	2,935	3,136
Northern California Gas Auth. No. 1, Gas Project Rev. Bonds, Series 2007-B, (3-month USD CME Term SOFR x 0.67 + 0.72%) 4.427% 7/1/2027 <sup>3</sup>	10,020	9,953
City of Ontario, Community Facs. Dist. No. 41 (Canvas Park Facs.), Special Tax Bonds, Series 2022, 4.00% 9/1/2042	2,180	1,977
City of Ontario, Community Facs. Dist. No. 41 (Canvas Park Facs.), Special Tax Bonds, Series 2022, 4.00% 9/1/2052	3,425	2,909
City of Ontario, Community Facs. Dist. No. 43 (Park Place Facs. Phase IV), Special Tax Bonds, Series 2020, 4.00% 9/1/2050	3,250	2,790
City of Ontario, Community Facs. Dist. No. 53 (Tevelde Facs.), Special Tax Bonds, Series 2021, 4.00% 9/1/2051	4,025	3,447
Ontario-Montclair School Dist., G.O. Rev. Ref. Bonds, Series 2019-B, 5.00% 8/1/2043	2,355	2,483
County of Orange, Community Facs. Dist. No. 2015-1 (Esencia Village), Special Tax Bonds, Series 2015-A, 5.00% 8/15/2034	730	749
County of Orange, Community Facs. Dist. No. 2015-1 (Esencia Village), Special Tax Rev. Ref. Bonds, Series 2015-A, 5.25% 8/15/2045	1,950	1,978
County of Orange, Community Facs. Dist. No. 2016-1 (Esencia Village), Special Tax Bonds, Series 2016-A, 5.00% 8/15/2041	1,250	1,272
County of Orange, Community Facs. Dist. No. 2017-1 (Esencia Village), Improvement Area No. 1, Special Tax Bonds, Series 2018-A, 5.00% 8/15/2036	2,880	3,031
County of Orange, Community Facs. Dist. No. 2017-1 (Esencia Village), Improvement Area No. 1, Special Tax Bonds, Series 2018-A, 5.00% 8/15/2042	5,000	5,153
County of Orange, Community Facs. Dist. No. 2017-1 (Esencia Village), Improvement Area No. 1, Special Tax Bonds, Series 2018-A, 5.00% 8/15/2047	6,000	6,130

# The Tax-Exempt Bond Fund of America (continued)

Bonds, notes & other debt instruments (continued)	Principal amount (000)	Value (000)
<b>California (continued)</b>		
County of Orange, Community Facs. Dist. No. 2021-1 (Rienda), Special Tax Bonds, Series 2022-A, 5.00% 8/15/2037	USD290	\$ 304
County of Orange, Community Facs. Dist. No. 2021-1 (Rienda), Special Tax Bonds, Series 2022-A, 5.00% 8/15/2042	780	800
County of Orange, Community Facs. Dist. No. 2021-1 (Rienda), Special Tax Bonds, Series 2022-A, 5.00% 8/15/2047	1,460	1,484
County of Orange, Community Facs. Dist. No. 2021-1 (Rienda), Special Tax Bonds, Series 2022-A, 5.00% 8/15/2052	1,530	1,547
City of Palmdale, Successor Agcy. to the Redev. Agcy., Tax Allocation Rev. Ref. Bonds, Series 2016-A, National insured, 5.00% 9/1/2030	250	267
Palmdale Elementary School Dist., Community Facs. Dist. No. 90-1, Special Tax Bonds, Series 2017-A, Assured Guaranty Municipal insured, 5.00% 8/1/2041	2,250	2,373
Palomar Pomerado Health, G.O. Bonds, Capital Appreciation Bonds, 2004 Election, Series 2009-A, Assured Guaranty insured, 0% 8/1/2028	7,000	5,900
Palomar Pomerado Health, G.O. Bonds, Capital Appreciation Bonds, 2004 Election, Series 2009-A, Assured Guaranty insured, 0% 8/1/2030	15,520	12,152
Palomar Pomerado Health, G.O. Bonds, Capital Appreciation Bonds, 2004 Election, Series 2009-A, Assured Guaranty insured, 0% 8/1/2031	3,000	2,261
City of Perris, Joint Powers Auth., Local Agcy. Rev. Bonds (CFD No. 2006-2 - Monument Park Estates), Series 2015-B, 5.00% 9/1/2045	5,295	5,339
Perris Union High School Dist., Fncg. Auth., Rev. Bonds, Series 2015, 5.00% 9/1/2031	650	663
Perris Union High School Dist., Fncg. Auth., Rev. Bonds, Series 2015, 5.00% 9/1/2033	2,885	2,940
Perris Union High School Dist., Fncg. Auth., Rev. Bonds, Series 2015, 5.00% 9/1/2034	1,260	1,284
Perris Union High School Dist., Fncg. Auth., Rev. Bonds, Series 2015, 5.00% 9/1/2035	3,175	3,231
Perris Union High School Dist., Fncg. Auth., Rev. Bonds, Series 2015, 5.00% 9/1/2041	3,725	3,755
Poway Unified School Dist., Community Facs. Dist. No. 6 (4S Ranch), Special Tax Rev. Ref. Bonds, Series 2016, BAM insured, 5.00% 9/1/2030	1,910	2,051
Poway Unified School Dist., Community Facs. Dist. No. 6 (4S Ranch), Special Tax Rev. Ref. Bonds, Series 2016, BAM insured, 5.00% 9/1/2031	2,040	2,188
Poway Unified School Dist., Community Facs. Dist. No. 6 (4S Ranch), Special Tax Rev. Ref. Bonds, Series 2016, BAM insured, 5.00% 9/1/2032	2,185	2,342
Poway Unified School Dist., Community Facs. Dist. No. 6 (4S Ranch), Special Tax Rev. Ref. Bonds, Series 2016, BAM insured, 5.00% 9/1/2033	960	1,027
Poway Unified School Dist., Public Fncg. Auth., Special Tax Rev. Ref. Bonds, Series 2015-A, 5.00% 9/1/2026	1,265	1,299
Poway Unified School Dist., Public Fncg. Auth., Special Tax Rev. Ref. Bonds, Series 2015-A, 5.00% 9/1/2027	590	608
Poway Unified School Dist., Public Fncg. Auth., Special Tax Rev. Ref. Bonds, Series 2015-A, 5.00% 9/1/2031	1,200	1,231
Poway Unified School Dist., Public Fncg. Auth., Special Tax Rev. Ref. Bonds, Series 2015-B, BAM insured, 4.00% 9/1/2036	710	712
Public Fin. Auth., Rev. Bonds (Henry Mayo Newhall Memorial Hospital), Series 2017, 5.00% 10/15/2033	500	517
Public Fin. Auth., Rev. Bonds (O'Conner Woods), Series 2022, 4.00% 1/1/2043	1,910	1,920
Public Fin. Auth., Senior Living Rev. and Rev. Ref. Green Bonds (Enso Village Project), Series 2021-B-3, 2.125% 11/15/2027 <sup>1</sup>	2,085	2,030
Public Fin. Auth., Senior Living Rev. and Rev. Ref. Green Bonds (Enso Village Project), Series 2021-B-2, 2.375% 11/15/2028 <sup>1</sup>	1,250	1,211
Public Fin. Auth., Senior Living Rev. and Rev. Ref. Green Bonds (Enso Village Project), Series 2021-B-1, 3.125% 5/15/2029 <sup>1</sup>	1,000	951
Public Fin. Auth., Senior Living Rev. and Rev. Ref. Green Bonds (Enso Village Project), Series 2021-A, 5.00% 11/15/2046 <sup>1</sup>	230	208
Public Fin. Auth., Senior Living Rev. and Rev. Ref. Green Bonds (Enso Village Project), Series 2021-A, 5.00% 11/15/2051 <sup>1</sup>	200	176
Public Works Board, Lease Rev. Bonds, Series 2021-C, 4.00% 11/1/2046	630	625
Public Works Board, Lease Rev. Bonds, Series 2021-C, 5.00% 11/1/2046	1,000	1,103
Public Works Board, Lease Rev. Bonds (Various Capital Projects), Series 2020-D, 5.00% 11/1/2029	1,000	1,138
Public Works Board, Lease Rev. Bonds (Various Capital Projects), Series 2013-I, 5.25% 11/1/2032	2,500	2,510
Public Works Board, Lease Rev. Ref. Bonds (Various Capital Projects), Series 2021-A, 5.00% 2/1/2030	1,500	1,716
Public Works Board, Lease Rev. Ref. Bonds (Various Capital Projects), Series 2022-A, 5.00% 8/1/2032	1,300	1,528
Public Works Board, Lease Rev. Ref. Bonds (Various Capital Projects), Series 2022-A, 5.00% 8/1/2035	795	925
Public Works Board, Lease Rev. Ref. Bonds (Various Capital Projects), Series 2022-C, 5.00% 8/1/2036	3,260	3,771
Public Works Board, Lease Rev. Ref. Bonds (Various Capital Projects), Series 2023-B, 5.00% 12/1/2036	1,120	1,317
Public Works Board, Lease Rev. Ref. Bonds (Various Capital Projects), Series 2023-B, 5.00% 12/1/2037	335	389
City of Rancho Cordova, Community Facs. Dist. No. 2003-1 (Sunridge Anatolia), Special Tax Bonds, Series 2016, 4.00% 9/1/2025	1,000	998



# The Tax-Exempt Bond Fund of America (continued)

Bonds, notes & other debt instruments (continued)	Principal amount (000)	Value (000)
<b>California (continued)</b>		
City of Rancho Cordova, Community Facs. Dist. No. 2003-1 (Sunridge Anatolia), Special Tax Bonds, Series 2016, 4.00% 9/1/2027	USD425	\$ 426
City of Rancho Cordova, Community Facs. Dist. No. 2003-1 (Sunridge Anatolia), Special Tax Bonds, Series 2016, 4.00% 9/1/2028	1,185	1,189
City of Rancho Cordova, Community Facs. Dist. No. 2003-1 (Sunridge Anatolia), Special Tax Bonds, Series 2016, 4.00% 9/1/2030	1,390	1,393
City of Rancho Santa Fe, Community Services Dist., Rev. Bonds, Series 2016-A, BAM insured, 5.00% 9/1/2029	1,500	1,578
City of Rialto, Community Facs. Dist. No. 2019-2 (Foothill/Spruce), Special Tax Bonds, Series 2022, 4.375% 9/1/2051	2,775	2,522
Rialto Unified School Dist., G.O. Bonds, 2022 Election, Series 2023, BAM insured, 0% 8/1/2035	425	270
Rialto Unified School Dist., G.O. Bonds, 2022 Election, Series 2023, BAM insured, 0% 8/1/2036	500	299
Rialto Unified School Dist., G.O. Bonds, 2022 Election, Series 2023, BAM insured, 5.00% 8/1/2052	1,030	1,120
Rio Elementary School Dist., Community Facs. Dist. No. 1, Special Tax Bonds, Series 2016, BAM insured, 5.00% 9/1/2026	335	347
Rio Elementary School Dist., Community Facs. Dist. No. 1, Special Tax Bonds, Series 2016, BAM insured, 5.00% 9/1/2033	310	328
Rio Elementary School Dist., Community Facs. Dist. No. 1, Special Tax Bonds, Series 2016, BAM insured, 5.00% 9/1/2034	1,000	1,058
Rio Elementary School Dist., Community Facs. Dist. No. 1, Special Tax Rev. Ref. Bonds, Series 2014, 5.00% 9/1/2028 (preref. 9/1/2024)	490	500
Rio Elementary School Dist., Community Facs. Dist. No. 1, Special Tax Rev. Ref. Bonds, Series 2014, 5.00% 9/1/2029 (preref. 9/1/2024)	540	551
Rio Elementary School Dist., Community Facs. Dist. No. 1, Special Tax Rev. Ref. Bonds, Series 2014, 5.00% 9/1/2035 (preref. 9/1/2024)	1,150	1,173
County of Riverside, Public Fncg. Auth., Tax Allocation Rev. Bonds (Project Area No. 1, Desert Communities and Interstate 215 Corridor Projects), Series 2015-A, Assured Guaranty Municipal insured, 5.00% 10/1/2026	1,235	1,283
County of Riverside, Successor Agcy. to the Redev. Agcy., Tax Allocation Housing Rev. Ref. Bonds, Series 2014-A, Assured Guaranty Municipal insured, 5.00% 10/1/2030	600	614
County of Riverside, Successor Agcy. to the Redev. Agcy., Tax Allocation Rev. Ref. Bonds (Jurupa Valley Redev. Project Area), Series 2016-B, BAM insured, 4.00% 10/1/2032	1,000	1,017
County of Riverside, Successor Agcy. to the Redev. Agcy., Tax Allocation Rev. Ref. Bonds (Jurupa Valley Redev. Project Area), Series 2015-B, Assured Guaranty Municipal insured, 4.00% 10/1/2037	2,500	2,504
County of Riverside, Transportation Commission, Toll Rev. Ref. Bonds, Series 2021-B-1, BAM insured, 3.00% 6/1/2049	23,615	18,185
County of Riverside, Transportation Commission, Toll Rev. Ref. Bonds (RCTC 91 Express Lanes), Series 2021-B-1, 4.00% 6/1/2046	2,480	2,379
Riverside Unified School Dist., Fncg. Auth., Special Tax Rev. Ref. Bonds, Series 2015, BAM insured, 5.00% 9/1/2027	1,480	1,531
Riverside Unified School Dist., Fncg. Auth., Special Tax Rev. Ref. Bonds, Series 2015, BAM insured, 5.00% 9/1/2028	2,135	2,210
Riverside Unified School Dist., Fncg. Auth., Special Tax Rev. Ref. Bonds, Series 2015, BAM insured, 5.00% 9/1/2030	2,175	2,252
Riverside Unified School Dist., Fncg. Auth., Special Tax Rev. Ref. Bonds, Series 2015, BAM insured, 5.00% 9/1/2031	1,040	1,077
Riverside Unified School Dist., Fncg. Auth., Special Tax Rev. Ref. Bonds, Series 2015, BAM insured, 5.00% 9/1/2032	1,115	1,154
Riverside Unified School Dist., Fncg. Auth., Special Tax Rev. Ref. Bonds, Series 2015, BAM insured, 5.00% 9/1/2035	1,000	1,032
Riverside Unified School Dist., G.O. Bonds, 2016 Election, Series 2019-B, 3.00% 8/1/2036	1,070	983
Romoland School Dist., Community Facs. Dist. No. 2004-1 (Heritage Lake), Improvement Area No. 4, Special Tax Bonds, Series 2020-A, 4.00% 9/1/2050	4,725	4,082
City of Roseville, Community Facs. Dist. No. 1 (Westpark), Special Tax Rev. Ref. Bonds, Series 2015, 5.00% 9/1/2026	500	514
City of Roseville, Community Facs. Dist. No. 1 (Westpark), Special Tax Rev. Ref. Bonds, Series 2015, 5.00% 9/1/2037	1,750	1,781
City of Roseville, Community Facs. Dist. No. 5 (Fiddymment Ranch), Special Tax Bonds, Series 2021, 4.00% 9/1/2050	4,000	3,521
City of Sacramento, Community Drainage Facs. Dist. No. 97-1 (North Natomas), Special Tax Bonds, Series 2015, 5.00% 9/1/2025	100	103
City of Sacramento, Community Drainage Facs. Dist. No. 97-1 (North Natomas), Special Tax Bonds, Series 2015, 5.00% 9/1/2028	1,735	1,803
City of Sacramento, Community Drainage Facs. Dist. No. 97-1 (North Natomas), Special Tax Bonds, Series 2015, 5.00% 9/1/2035	2,910	3,019

# The Tax-Exempt Bond Fund of America (continued)

Bonds, notes & other debt instruments (continued)	Principal amount (000)	Value (000)
<b>California (continued)</b>		
City of Sacramento, Community Facs. Dist. No. 4 (North Natomas), Special Tax Rev. Ref. Bonds, Series 2013-E, 5.25% 9/1/2024	USD1,160	\$ 1,161
City of Sacramento, Community Facs. Dist. No. 4 (North Natomas), Special Tax Rev. Ref. Bonds, Series 2013-E, 5.25% 9/1/2033	1,365	1,367
City of Sacramento, Fncg. Auth., Rev. Ref. Bonds (Master Lease Program Facs.), Series 2006-E, AMBAC insured, 5.25% 12/1/2025	7,500	7,870
City of Sacramento, Municipal Utility Dist., Electric Rev. Bonds, Series 2013-A, 5.00% 8/15/2037	1,500	1,501
County of Sacramento, Airport System Rev. Ref. Bonds, Series 2016-B, 5.00% 7/1/2036	1,000	1,047
County of Sacramento, Airport System Rev. Ref. Bonds, Series 2016-B, 5.00% 7/1/2041	4,200	4,347
County of Sacramento, Community Facs. Dist. No. 2004-1 (McClellan Park), Special Tax Bonds, Series 2017, 5.00% 9/1/2040	1,960	1,997
County of Sacramento, Water Fncg. Auth., Rev. Ref. Bonds (Water Agcy. Zones 40 and 41), Series 2007-B, FGIC-National insured, (3-month USD-LIBOR + 0.55%) 4.232% 6/1/2034 <sup>2,3</sup>	6,200	5,893
Sacramento Unified School Dist., G.O. Bonds, 2012 Election, Series 2022-A, BAM insured, 5.50% 8/1/2047	1,060	1,176
Sacramento Unified School Dist., G.O. Bonds, 2021 Election, Series 2021-G, Assured Guaranty Municipal insured, 4.00% 8/1/2044	935	931
Sacramento Unified School Dist., G.O. Rev. Ref. Bonds, Series 2022, BAM insured, 5.00% 7/1/2029	585	663
County of San Bernardino and Cities of Colton, Loma Linda and San Bernardino, Successor Agcy. to the Inland Valley Dev. Agcy., Tax Allocation Rev. Ref. Bonds, Series 2014-A, 5.00% 9/1/2044	10,500	10,537
San Bernardino Unified School Dist., G.O. Rev. Ref. Bonds, Series 2013-A, Assured Guaranty Municipal insured, 5.00% 8/1/2026	1,000	1,000
San Bernardino Unified School Dist., G.O. Rev. Ref. Bonds, Series 2013-A, Assured Guaranty Municipal insured, 5.00% 8/1/2027	1,000	1,000
City of San Clemente, Community Facs. Dist. No. 2006-1 (Marblehead Coastal), Special Tax Bonds, Series 2015, 5.00% 9/1/2028	940	969
County of San Diego, Regional Airport Auth., Airport Rev. Bonds, Series 2021-A, 4.00% 7/1/2046	2,925	2,844
County of San Diego, Regional Airport Auth., Airport Rev. Bonds, Series 2021-A, 4.00% 7/1/2051	2,000	1,912
County of San Diego, Regional Airport Auth., Airport Rev. Bonds, Series 2021-A, 4.00% 7/1/2056	35,040	33,018
County of San Diego, Regional Airport Auth., Airport Rev. Bonds, Series 2021-A, 5.00% 7/1/2056	2,140	2,284
County of San Diego, Regional Airport Auth., Airport Rev. Ref. Bonds, Series 2020-B, 5.00% 7/1/2033	2,000	2,301
County of San Diego, Regional Airport Auth., Airport Rev. Ref. Bonds, Series 2020-B, 5.00% 7/1/2034	1,940	2,226
San Diego Community College Dist., G.O. Bonds, Convertible Capital Appreciation Bonds, Series 2013, 0% 8/1/2041 (6.23% on 8/1/2032) <sup>4</sup>	12,990	7,478
City and County of San Francisco, Airport Commission, San Francisco International Airport, Rev. Bonds, Series 2018-E-2, 5.00% 5/1/2048	2,000	2,103
City and County of San Francisco, Airport Commission, San Francisco International Airport, Rev. Bonds, Series 2019-F-2, 5.00% 5/1/2050	12,500	13,185
City and County of San Francisco, Airport Commission, San Francisco International Airport, Rev. Ref. Bonds, Series 2022-B-2, 4.00% 5/1/2052	3,235	3,118
City and County of San Francisco, Community Facs. Dist. No. 2014-1 (Transbay Transit Center), Special Tax Bonds, Series 2022-A, 5.00% 9/1/2047	675	716
City and County of San Francisco, Community Facs. Dist. No. 2014-1 (Transbay Transit Center), Special Tax Bonds, Series 2022-A, 5.00% 9/1/2052	510	536
City and County of San Francisco, Community Facs. Dist. No. 2016-1 (Treasure Island), Improvement Area No. 1, Special Tax Bonds, Series 2021, 4.00% 9/1/2051	3,075	2,654
City and County of San Francisco, Public Utilities Commission, San Francisco Water Rev. Bonds, Series 2020-C, 4.00% 11/1/2050	2,000	1,973
City and County of San Francisco, Public Utilities Commission, Wastewater Rev. Green Bonds, Series 2023-C, 4.00% 10/1/2048 (put 10/1/2029)	7,575	8,003
City and County of San Francisco, Special Tax Dist. No. 2020-1 (Mission Rock Facs. and Services), Dev. Special Tax Bonds, Series 2021-A, 4.00% 9/1/2036 <sup>1</sup>	805	759
City and County of San Francisco, Special Tax Dist. No. 2020-1 (Mission Rock Facs. and Services), Dev. Special Tax Bonds, Series 2021-A, 4.00% 9/1/2046 <sup>1</sup>	3,500	2,948
City and County of San Francisco, Special Tax Dist. No. 2020-1 (Mission Rock Facs. and Services), Dev. Special Tax Bonds, Series 2021-A, 4.00% 9/1/2051 <sup>1</sup>	1,015	828
City and County of San Francisco, Successor Agcy. to the Redev. Agcy., Community Facs. Dist. No. 7 (Hunters Point Shipyard Phase 1 Improvements), Special Tax Rev. Ref. Bonds, Series 2014, 5.00% 8/1/2039	3,925	3,952
City and County of San Francisco, Successor Agcy. to the Redev. Agcy., Community Facs. Dist. No. 7 (Hunters Point Shipyard Phase 1 Improvements), Special Tax Rev. Ref. Bonds, Series 2014, 5.00% 8/1/2044	3,480	3,496
City of San Francisco, Municipal Transportation Agcy., Rev. Green Bonds, Series 2021-C, 4.00% 3/1/2051	5,000	4,926
San Francisco Community College Dist., G.O. Bonds, 2020 Election, Series 2020-A, 4.00% 6/15/2045	1,500	1,462
San Francisco Unified School Dist., G.O. Bonds, 2016 Election, Series 2020-B, 4.00% 6/15/2035	800	836
San Jacinto Unified School Dist., Fncg. Auth., Special Tax Rev. Bonds, Series 2019, 5.00% 9/1/2044	3,600	3,666

# The Tax-Exempt Bond Fund of America (continued)

Bonds, notes & other debt instruments (continued)	Principal amount (000)	Value (000)
<b>California (continued)</b>		
San Jacinto Unified School Dist., Fncg. Auth., Special Tax Rev. Bonds, Series 2019, 5.00% 9/1/2049	USD5,300	\$ 5,381
San Leandro Unified School Dist., G.O. Bonds, 2020 Election, Series 2020-A, BAM insured, 4.00% 8/1/2023	500	500
San Leandro Unified School Dist., G.O. Bonds, 2020 Election, Series 2020-A, BAM insured, 4.00% 8/1/2043	1,300	1,302
San Mateo Community College Dist., G.O. Bonds, Capital Appreciation Bonds, 2005 Election, Series 2006-B, National insured, 0% 9/1/2031	29,425	22,957
City of San Ramon, Successor Agcy. to the Redev. Agcy., Tax Allocation Rev. Ref. Bonds, Series 2015-A, BAM insured, 5.00% 2/1/2028	400	411
Sanger Unified School Dist., Certs. of Part. (Capital Projects and Refinancing), Series 2022, Assured Guaranty Municipal insured, 5.00% 6/1/2049	5,000	5,142
Sanger Unified School Dist., Certs. of Part. (Capital Projects and Refinancing), Series 2022, Assured Guaranty Municipal insured, 5.00% 6/1/2052	3,500	3,500
Santa Ana Unified School Dist., G.O. Bonds, Capital Appreciation Bonds, 2008 Election, Series 2009-B, Assured Guaranty insured, 0% 8/1/2034	10,000	6,676
Santa Clara Valley Water Dist., Water System Rev. Ref. Bonds, Series 2020-A, 5.00% 6/1/2050	1,750	1,909
City of Santa Clarita, Community Facs. Dist. No. 2016-1 (Vista Canyon), Special Tax Bonds, Series 2020, 4.00% 9/1/2040 <sup>1</sup>	3,035	2,769
City of Santa Clarita, Community Facs. Dist. No. 2016-1 (Vista Canyon), Special Tax Bonds, Series 2020, 4.00% 9/1/2045 <sup>1</sup>	4,110	3,644
Saugus Union School Dist., Community Facs. Dist. No. 2019-1, Special Tax Bonds, Series 2020, 4.00% 9/1/2045	2,220	1,952
Saugus Union School Dist., Community Facs. Dist. No. 2019-1, Special Tax Bonds, Series 2020, 4.00% 9/1/2049	2,410	2,066
Saugus Union School Dist., Saugus/Hart School Facs. Fin. Auth., Community Facs. Dist. No. 2006-1, Special Tax Rev. Bonds, Series 2016, 5.00% 9/1/2035	1,725	1,769
Saugus Union School Dist., Saugus/Hart School Facs. Fin. Auth., Community Facs. Dist. No. 2006-1, Special Tax Rev. Bonds, Series 2016, 5.00% 9/1/2036	1,780	1,818
Saugus Union School Dist., Saugus/Hart School Facs. Fin. Auth., Community Facs. Dist. No. 2006-1, Special Tax Rev. Bonds, Series 2016, 5.00% 9/1/2041	3,720	3,759
Saugus Union School Dist., Saugus/Hart School Facs. Fin. Auth., Community Facs. Dist. No. 2006-1, Special Tax Rev. Bonds, Series 2016, 5.00% 9/1/2046	4,740	4,780
School Fin. Auth., Charter School Rev. Bonds (Classical Academies Oceanside Project), Series 2022-A, 5.00% 10/1/2061 <sup>1</sup>	305	292
School Fin. Auth., Educational Fac. Rev. Bonds (River Springs Charter School Project), Series 2015-A, 6.375% 7/1/2046 (preref. 7/1/2025) <sup>1</sup>	1,960	2,083
City of South San Francisco, Community Facs. Dist. No. 2021-01 (Oyster Point), Special Tax Bonds (Public Facs. and Services), Series 2022, 5.00% 9/1/2052	2,500	2,542
Statewide Communities Dev. Auth., Community Facs. Dist. No. 2021-02 (Citro), Special Tax Bonds, Series 2022, 5.00% 9/1/2052	6,850	6,842
Statewide Communities Dev. Auth., Health Fac. Rev. Bonds (Catholic Healthcare West), Series 2007-F, Assured Guaranty Municipal insured, 4.08% 7/1/2040 <sup>3</sup>	4,775	4,775
Statewide Communities Dev. Auth., Pollution Control Rev. Ref. Bonds (Southern California Edison Co.), Series 2006-C, 2.625% 11/1/2033 (put 12/1/2023)	5,200	5,168
Statewide Communities Dev. Auth., Pollution Control Rev. Ref. Bonds (Southern California Edison Co.), Series 2006-D, 2.625% 11/1/2033 (put 12/1/2023)	2,820	2,802
Statewide Communities Dev. Auth., Rev. Bonds (Front Porch Communities and Services), Series 2021-A, 3.00% 4/1/2037	1,000	854
Statewide Communities Dev. Auth., Rev. Bonds (Front Porch Communities and Services), Series 2021-A, 3.00% 4/1/2046	5,585	4,149
Statewide Communities Dev. Auth., Rev. Bonds (Front Porch Communities and Services), Series 2021-A, 2.50% 4/1/2051	1,100	695
Statewide Communities Dev. Auth., Rev. Bonds (Front Porch Communities and Services), Series 2021-A, 3.00% 4/1/2051	5,745	4,045
Statewide Communities Dev. Auth., Rev. Bonds (Front Porch Communities and Services), Series 2021-A, 4.00% 4/1/2051	750	682
Statewide Communities Dev. Auth., Rev. Bonds (Huntington Memorial Hospital), Series 2014, 5.00% 7/1/2044 (preref. 7/1/2024)	6,600	6,714
Statewide Communities Dev. Auth., Rev. Bonds (Kaiser Permanente), Series 2004-L, 5.00% 4/1/2038 (put 11/1/2029)	4,000	4,495
Statewide Communities Dev. Auth., Rev. Bonds (Lancer Plaza Project), Series 2013, 5.125% 11/1/2023	150	150
Statewide Communities Dev. Auth., Rev. Bonds (Loma Linda University Medical Center), Series 2016-A, 5.00% 12/1/2025 <sup>1</sup>	2,500	2,532
Statewide Communities Dev. Auth., Rev. Bonds (Loma Linda University Medical Center), Series 2016-A, 5.00% 12/1/2041 <sup>1</sup>	3,425	3,408
Statewide Communities Dev. Auth., Rev. Bonds (Loma Linda University Medical Center), Series 2016-A, 5.25% 12/1/2056 <sup>1</sup>	1,000	1,000

# The Tax-Exempt Bond Fund of America (continued)

Bonds, notes & other debt instruments (continued)	Principal amount (000)	Value (000)
<b>California (continued)</b>		
Statewide Communities Dev. Auth., Rev. Ref. Bonds (Lancer Educational Student Housing Project), Series 2016-A, 5.00% 6/1/2036 <sup>1</sup>	USD750	\$ 738
Statewide Communities Dev. Auth., Rev. Ref. Bonds (Odd Fellows Home of California Project), Series 2023-A, 5.00% 4/1/2038	150	162
Statewide Communities Dev. Auth., Student Housing Rev. Ref. Bonds (CHF-Irvine, LLC - University of California, Irvine East Campus Apartments, Phase I Ref. and Phase IV-B), Series 2021, BAM insured, 3.00% 5/15/2051	1,000	737
Statewide Communities Dev. Auth., Student Housing Rev. Ref. Bonds (CHF-Irvine, LLC - University of California, Irvine East Campus Apartments, Phase I Ref. and Phase IV-B), Series 2021, BAM insured, 3.00% 5/15/2054	1,000	718
City of Stockton, Community Facs. Dist. No. 2018-2 (Westlake Villages II), Special Tax Bonds, Series 2021, 4.00% 9/1/2046	1,235	1,069
City of Stockton, Community Facs. Dist. No. 2018-2 (Westlake Villages II), Special Tax Bonds, Series 2021, 4.00% 9/1/2051	2,045	1,713
Stockton Unified School Dist., G.O. Bonds, 2018 Election, Series 2021-B, Assured Guaranty Municipal insured, 4.00% 8/1/2040	2,210	2,249
Stockton Unified School Dist., G.O. Bonds, 2018 Election, Series 2021-B, Assured Guaranty Municipal insured, 4.00% 8/1/2045	3,755	3,754
City of Suisun, Successor Agcy. to the Redev. Agcy., Tax Allocation Rev. Ref. Bonds, Series 2014-B, BAM insured, 5.00% 10/1/2032	1,245	1,281
Temecula Valley Unified School Dist., Fncg. Auth., Special Tax Rev. Bonds, Series 2015, BAM insured, 5.00% 9/1/2029	1,005	1,040
Temecula Valley Unified School Dist., Fncg. Auth., Special Tax Rev. Bonds, Series 2015, BAM insured, 5.00% 9/1/2030	630	652
Temecula Valley Unified School Dist., Fncg. Auth., Special Tax Rev. Bonds, Series 2015, BAM insured, 5.00% 9/1/2031	1,295	1,341
Temecula Valley Unified School Dist., Fncg. Auth., Special Tax Rev. Bonds, Series 2015, BAM insured, 5.00% 9/1/2032	2,965	3,066
Temecula Valley Unified School Dist., Fncg. Auth., Special Tax Rev. Bonds, Series 2015, BAM insured, 5.00% 9/1/2033	2,135	2,206
Temecula Valley Unified School Dist., Fncg. Auth., Special Tax Rev. Bonds, Series 2015, BAM insured, 5.00% 9/1/2035	500	515
Temescal Valley Water Dist., Community Facs. Dist. No. 4 (Terramor), Improvement Area No. 2, Special Tax Bonds, Series 2021, 4.00% 9/1/2041	1,575	1,443
Temescal Valley Water Dist., Community Facs. Dist. No. 4 (Terramor), Improvement Area No. 2, Special Tax Bonds, Series 2021, 4.00% 9/1/2046	500	437
Temescal Valley Water Dist., Community Facs. Dist. No. 4 (Terramor), Improvement Area No. 2, Special Tax Bonds, Series 2021, 4.00% 9/1/2051	1,305	1,109
City of Thousand Oaks, Community Facs. Dist. No. 1994-1 (Marketplace Public Pedestrian, Traffic Circulation and Parking Facs.), Special Tax Rev. Ref. Bonds, Series 2012, 5.375% 9/1/2031	1,010	1,010
Tobacco Securitization Auth. of Northern California, Tobacco Settlement Asset-Backed Rev. Ref. Senior Bonds (Sacramento County Tobacco Securitization Corp), Series 2021-A-1, 4.00% 6/1/2034	665	684
City of Tracy, Successor Agcy. to the Community Dev. Agcy., Tax Allocation Rev. Ref. Bonds, Series 2016, Assured Guaranty Municipal insured, 3.00% 8/1/2032	2,655	2,596
City of Tracy, Successor Agcy. to the Community Dev. Agcy., Tax Allocation Rev. Ref. Bonds, Series 2016, Assured Guaranty Municipal insured, 3.00% 8/1/2033	1,380	1,338
Transbay Joint Powers Auth., Senior Tax Allocation Green Bonds, Series 2020-A, 5.00% 10/1/2045	1,000	1,028
City of Turlock, Irrigation Dist., Rev. Ref. Bonds, Series 2016, 5.00% 1/1/2041	8,640	9,093
City of Turlock, Irrigation Dist., Rev. Ref. Bonds, Series 2016, 5.00% 1/1/2046	6,755	7,069
City of Tustin, Community Facs. Dist. No. 06-1 (Tustin Legacy / Columbus Villages), Special Tax Rev. Ref. Bonds, Series 2015-A, 5.00% 9/1/2035	1,215	1,258
City of Tustin, Community Facs. Dist. No. 06-1 (Tustin Legacy / Columbus Villages), Special Tax Rev. Ref. Bonds, Series 2015-A, 5.00% 9/1/2037	1,000	1,029
City of Tustin, Community Facs. Dist. No. 06-1 (Tustin Legacy / Columbus Villages), Special Tax Rev. Ref. Bonds, Series 2015-A, 5.00% 9/1/2045	300	302
Tustin Unified School Dist., Community Facs. Dist. No. 88-1, Special Tax Rev. Ref. Bonds, Series 2015, BAM insured, 5.00% 9/1/2023	545	546
Tustin Unified School Dist., Community Facs. Dist. No. 97-1, Special Tax Rev. Ref. Bonds, Series 1997-A-1, 5.00% 9/1/2026	1,285	1,324
Tustin Unified School Dist., Community Facs. Dist. No. 97-1, Special Tax Rev. Ref. Bonds, Series 1997-A-1, 5.00% 9/1/2028	1,265	1,309
Tustin Unified School Dist., Community Facs. Dist. No. 97-1, Special Tax Rev. Ref. Bonds, Series 1997-A-1, BAM insured, 5.00% 9/1/2038	2,155	2,214

# The Tax-Exempt Bond Fund of America (continued)

Bonds, notes & other debt instruments (continued)	Principal amount (000)	Value (000)
<b>California (continued)</b>		
Twin Rivers Unified School Dist., G.O. Bonds, Capital Appreciation Bonds, 2006 Election, Series 2016, Assured Guaranty Municipal insured, 0% 8/1/2041	USD5,750	\$2,576
Regents of the University of California, General Rev. Bonds, Series 2023-BN, 5.00% 5/15/2043	1,500	1,724
Regents of the University of California, Limited Project Rev. Bonds, Series 2017-M, 5.00% 5/15/2047	8,500	9,008
Regents of the University of California, Medical Center Pooled Rev. Bonds, Series 2016-L, 4.00% 5/15/2037	2,300	2,309
Vacaville Unified School Dist., G.O. Bonds, 2014 Election, Series 2020-D, 4.00% 8/1/2045	1,850	1,820
Vacaville Unified School Dist., Local Facs. Fin. Corp. Certs. of Part., Series 2021, Assured Guaranty Municipal insured, 4.00% 12/1/2040	1,905	1,930
Vacaville Unified School Dist., Local Facs. Fin. Corp. Certs. of Part., Series 2021, Assured Guaranty Municipal insured, 4.00% 12/1/2042	1,575	1,587
Val Verde Unified School Dist., G.O. Bonds, 2020 Election, Series 2023-C, Assured Guaranty Municipal insured, 5.00% 8/1/2041	1,700	1,895
Val Verde Unified School Dist., G.O. Bonds, 2020 Election, Series 2023-C, Assured Guaranty Municipal insured, 5.00% 8/1/2042	1,000	1,110
Val Verde Unified School Dist., G.O. Bonds, 2020 Election, Series 2020-A, BAM insured, 4.00% 8/1/2046	1,650	1,640
Val Verde Unified School Dist., G.O. Bonds, 2020 Election, Series 2021-B, Assured Guaranty Municipal insured, 4.00% 8/1/2046	490	491
Val Verde Unified School Dist., G.O. Bonds, 2020 Election, Series 2021-B, Assured Guaranty Municipal insured, 4.00% 8/1/2051	650	641
Val Verde Unified School Dist., G.O. Bonds, 2020 Election, Series 2023-C, Assured Guaranty Municipal insured, 5.00% 8/1/2051	4,000	4,368
City of Vernon, Electric System Rev. Bonds, Series 2022-A, 5.00% 8/1/2023	580	580
City of Vernon, Electric System Rev. Bonds, Series 2022-A, 5.00% 8/1/2024	700	708
City of Vernon, Electric System Rev. Bonds, Series 2022-A, 5.00% 8/1/2025	500	510
City of Vernon, Electric System Rev. Bonds, Series 2022-A, 5.00% 4/1/2026	1,000	1,028
City of Vernon, Electric System Rev. Bonds, Series 2022-A, 5.00% 8/1/2026	600	620
City of Vernon, Electric System Rev. Bonds, Series 2022-A, 5.00% 10/1/2026	1,650	1,709
City of Vernon, Electric System Rev. Bonds, Series 2022-A, 5.00% 8/1/2027	950	995
City of Vernon, Electric System Rev. Bonds, Series 2022-A, 5.00% 10/1/2027	320	336
City of Vernon, Electric System Rev. Bonds, Series 2022-A, 5.00% 4/1/2028	140	148
City of Vernon, Electric System Rev. Bonds, Series 2022-A, 5.00% 8/1/2038	825	874
Walnut Valley Unified School Dist., G.O. Bonds, Capital Appreciation Bonds, 2007 Election, Series 2011-B, BAM insured, 0% 8/1/2036	5,655	3,422
Washington Unified School Dist., G.O. Bonds, Capital Appreciation Bonds, 2004 Election, Series 2006-B, National insured, 0% 8/1/2031	1,000	751
West Contra Costa Unified School Dist., G.O. Bonds, 2020 Election, Series 2021-A-1, Assured Guaranty Municipal insured, 3.00% 8/1/2046	3,500	2,759
City of West Sacramento, Successor Agcy. to the Redev. Agcy., Tax Allocation Rev. Ref. Bonds, Series 2016, 5.00% 9/1/2027	350	370
City of West Sacramento, Successor Agcy. to the Redev. Agcy., Tax Allocation Rev. Ref. Bonds, Series 2016, 5.00% 9/1/2028	550	582
City of West Sacramento, Successor Agcy. to the Redev. Agcy., Tax Allocation Rev. Ref. Bonds, Series 2016, 5.00% 9/1/2031	675	715
City of West Sacramento, Successor Agcy. to the Redev. Agcy., Tax Allocation Rev. Ref. Bonds, Series 2016, 4.00% 9/1/2032	1,400	1,426
City of West Sacramento, Successor Agcy. to the Redev. Agcy., Tax Allocation Rev. Ref. Bonds, Series 2016, 4.00% 9/1/2033	1,455	1,480
Western Riverside Water and Wastewater Fncg. Auth., Local Agcy. Rev. Ref. Bonds, Series 2016-A, 5.00% 9/1/2030	1,035	1,105
Western Riverside Water and Wastewater Fncg. Auth., Local Agcy. Rev. Ref. Bonds, Series 2016-A, 5.00% 9/1/2034	1,165	1,245
Western Riverside Water and Wastewater Fncg. Auth., Local Agcy. Rev. Ref. Bonds, Series 2016-A, 5.00% 9/1/2044	1,105	1,152
City of Woodland, Community Facs. Dist. No. 2004-1 (Spring Lake), Special Tax Capital Projects Bonds, Series 2021, 4.00% 9/1/2036	1,635	1,652
City of Woodland, Community Facs. Dist. No. 2004-1 (Spring Lake), Special Tax Capital Projects Bonds, Series 2021, 4.00% 9/1/2041	3,645	3,557



# The Tax-Exempt Bond Fund of America (continued)

Bonds, notes & other debt instruments (continued)	Principal amount (000)	Value (000)
<b>California (continued)</b>		
City of Woodland, Community Facs. Dist. No. 2004-1 (Spring Lake), Special Tax Capital Projects Bonds, Series 2021, 4.00% 9/1/2046	USD2,000	\$ 1,907
City of Woodland, Community Facs. Dist. No. 2004-1 (Spring Lake), Special Tax Capital Projects Bonds, Series 2021, 4.00% 9/1/2050	4,815	4,545
City of Woodland, Community Facs. Dist. No. 2004-1 (Spring Lake), Special Tax Rev. Ref. and Capital Projects Bonds, Series 2016, 4.00% 9/1/2041	2,380	2,181
		<u>1,354,929</u>
<b>Colorado 2.01%</b>		
County of Adams, DIATC Metropolitan Dist., Limited Tax G.O. Rev. Ref. and Improvement Bonds, Series 2019, 3.25% 12/1/2029 <sup>1</sup>	590	546
County of Adams, DIATC Metropolitan Dist., Limited Tax G.O. Rev. Ref. and Improvement Bonds, Series 2019, 5.00% 12/1/2049 <sup>1</sup>	2,000	1,854
County of Arapahoe, Copperleaf Metropolitan Dist. No. 4, Limited Tax G.O. Bonds (Convertible to Unlimited Tax), Series 2020-A, 5.00% 12/1/2039	3,235	3,099
City of Arvada, Mountain Shadows Metropolitan Dist., Limited Tax G.O. Rev. Ref. and Improvement Bonds, Series 2016, 5.00% 12/1/2046	1,000	927
City of Arvada, Vauxmont Metropolitan Dist., Limited Tax G.O. and Special Rev. Ref. Bonds (Convertible to Unlimited Tax), Series 2020, Assured Guaranty Municipal insured, 5.00% 12/1/2023	195	196
City of Arvada, Vauxmont Metropolitan Dist., Limited Tax G.O. and Special Rev. Ref. Bonds (Convertible to Unlimited Tax), Series 2019, Assured Guaranty Municipal insured, 5.00% 12/15/2023	120	121
City of Arvada, Vauxmont Metropolitan Dist., Limited Tax G.O. and Special Rev. Ref. Bonds (Convertible to Unlimited Tax), Series 2020, Assured Guaranty Municipal insured, 5.00% 12/1/2024	200	204
City of Arvada, Vauxmont Metropolitan Dist., Limited Tax G.O. and Special Rev. Ref. Bonds (Convertible to Unlimited Tax), Series 2019, Assured Guaranty Municipal insured, 5.00% 12/15/2024	135	138
City of Arvada, Vauxmont Metropolitan Dist., Limited Tax G.O. and Special Rev. Ref. Bonds (Convertible to Unlimited Tax), Series 2020, Assured Guaranty Municipal insured, 5.00% 12/1/2025	180	187
City of Arvada, Vauxmont Metropolitan Dist., Limited Tax G.O. and Special Rev. Ref. Bonds (Convertible to Unlimited Tax), Series 2019, Assured Guaranty Municipal insured, 5.00% 12/15/2025	125	130
City of Arvada, Vauxmont Metropolitan Dist., Limited Tax G.O. and Special Rev. Ref. Bonds (Convertible to Unlimited Tax), Series 2020, Assured Guaranty Municipal insured, 5.00% 12/1/2026	195	206
City of Arvada, Vauxmont Metropolitan Dist., Limited Tax G.O. and Special Rev. Ref. Bonds (Convertible to Unlimited Tax), Series 2019, Assured Guaranty Municipal insured, 5.00% 12/15/2026	270	284
City of Arvada, Vauxmont Metropolitan Dist., Limited Tax G.O. and Special Rev. Ref. Bonds (Convertible to Unlimited Tax), Series 2020, Assured Guaranty Municipal insured, 5.00% 12/1/2027	200	215
City of Arvada, Vauxmont Metropolitan Dist., Limited Tax G.O. and Special Rev. Ref. Bonds (Convertible to Unlimited Tax), Series 2019, Assured Guaranty Municipal insured, 5.00% 12/15/2027	125	132
City of Arvada, Vauxmont Metropolitan Dist., Limited Tax G.O. and Special Rev. Ref. Bonds (Convertible to Unlimited Tax), Series 2020, Assured Guaranty Municipal insured, 5.00% 12/1/2028	210	229
City of Arvada, Vauxmont Metropolitan Dist., Limited Tax G.O. and Special Rev. Ref. Bonds (Convertible to Unlimited Tax), Series 2019, Assured Guaranty Municipal insured, 5.00% 12/15/2028	260	274
City of Arvada, Vauxmont Metropolitan Dist., Limited Tax G.O. and Special Rev. Ref. Bonds (Convertible to Unlimited Tax), Series 2020, Assured Guaranty Municipal insured, 5.00% 12/1/2029	210	232
City of Arvada, Vauxmont Metropolitan Dist., Limited Tax G.O. and Special Rev. Ref. Bonds (Convertible to Unlimited Tax), Series 2019, Assured Guaranty Municipal insured, 5.00% 12/15/2029	125	131
City of Arvada, Vauxmont Metropolitan Dist., Limited Tax G.O. and Special Rev. Ref. Bonds (Convertible to Unlimited Tax), Series 2020, Assured Guaranty Municipal insured, 5.00% 12/1/2030	215	237
City of Arvada, Vauxmont Metropolitan Dist., Limited Tax G.O. and Special Rev. Ref. Bonds (Convertible to Unlimited Tax), Series 2019, Assured Guaranty Municipal insured, 5.00% 12/15/2030	250	263
City of Arvada, Vauxmont Metropolitan Dist., Limited Tax G.O. and Special Rev. Ref. Bonds (Convertible to Unlimited Tax), Series 2020, Assured Guaranty Municipal insured, 5.00% 12/1/2031	230	254
City of Arvada, Vauxmont Metropolitan Dist., Limited Tax G.O. and Special Rev. Ref. Bonds (Convertible to Unlimited Tax), Series 2019, Assured Guaranty Municipal insured, 5.00% 12/15/2031	135	142
City of Arvada, Vauxmont Metropolitan Dist., Limited Tax G.O. and Special Rev. Ref. Bonds (Convertible to Unlimited Tax), Series 2020, Assured Guaranty Municipal insured, 5.00% 12/1/2033	255	281
City of Arvada, Vauxmont Metropolitan Dist., Limited Tax G.O. and Special Rev. Ref. Bonds (Convertible to Unlimited Tax), Series 2020, Assured Guaranty Municipal insured, 5.00% 12/1/2034	285	312
City of Arvada, Vauxmont Metropolitan Dist., Limited Tax G.O. and Special Rev. Ref. Bonds (Convertible to Unlimited Tax), Series 2020, Assured Guaranty Municipal insured, 5.00% 12/1/2035	100	109
City of Arvada, Vauxmont Metropolitan Dist., Limited Tax G.O. and Special Rev. Ref. Bonds (Convertible to Unlimited Tax), Series 2019, Assured Guaranty Municipal insured, 3.25% 12/15/2050	1,845	1,566

# The Tax-Exempt Bond Fund of America (continued)

Bonds, notes & other debt instruments (continued)	Principal amount (000)	Value (000)
<b>Colorado (continued)</b>		
City of Aurora, Aurora Crossroads Metropolitan Dist. No. 2, Limited Tax G.O. Bonds, Series 2020-A, 5.00% 12/1/2040	USD1,480	\$ 1,390
City of Aurora, Aurora Crossroads Metropolitan Dist. No. 2, Limited Tax G.O. Bonds, Series 2020-A, 5.00% 12/1/2050	2,610	2,319
City of Aurora, Colorado International Center Metropolitan Dist. No. 3, Limited Tax G.O. Rev. Ref. and Improvement Bonds (Convertible to Unlimited Tax), Series 2016, 5.00% 12/1/2046	6,285	5,909
City of Aurora, Colorado Science and Technology Park Metropolitan Dist. No. 1, Special Rev. Ref. and Improvement Bonds, Series 2018, 4.375% 12/1/2026	2,678	2,635
City of Aurora, Colorado Science and Technology Park Metropolitan Dist. No. 1, Special Rev. Ref. and Improvement Bonds, Series 2018, 5.00% 12/1/2033	2,140	2,125
City of Aurora, Painted Prairie Metropolitan Dist. No. 2, Limited Tax G.O. Bonds, Series 2018, 5.25% 12/1/2048	1,500	1,378
City of Aurora, Southlands Metropolitan Dist. No. 1, G.O. Rev. Ref. Bonds, Series 2017-A-1, 3.50% 12/1/2027	500	470
City of Aurora, Southlands Metropolitan Dist. No. 1, G.O. Rev. Ref. Bonds, Series 2017-A-1, 5.00% 12/1/2037	1,275	1,261
City of Aurora, Southlands Metropolitan Dist. No. 1, G.O. Rev. Ref. Bonds, Series 2017-A-2, 5.00% 12/1/2037	200	198
City of Aurora, Southlands Metropolitan Dist. No. 1, G.O. Rev. Ref. Bonds, Series 2017-A-1, 5.00% 12/1/2047	5,255	4,952
City and County of Broomfield, Arista Metropolitan Dist., Limited Tax G.O. Rev. Ref. and Improvement Bonds (Convertible to Unlimited Tax), Series 2018-A, 4.375% 12/1/2028	1,000	966
City and County of Broomfield, Arista Metropolitan Dist., Limited Tax G.O. Rev. Ref. and Improvement Bonds (Convertible to Unlimited Tax), Series 2018-A, 5.00% 12/1/2038	2,240	2,177
City and County of Broomfield, Arista Metropolitan Dist., Limited Tax G.O. Rev. Ref. and Improvement Bonds (Convertible to Unlimited Tax), Series 2018-A, 5.125% 12/1/2048	8,905	8,279
City and County of Broomfield, Baseline Metropolitan Dist. No. 1, Special Rev. Bonds, Series 2021-A, 5.00% 12/1/2051	500	446
City and County of Broomfield, Lambertson Farms Metropolitan Dist. No. 1, Rev. Ref. and Improvement Bonds, Series 2015, 5.50% 12/15/2035	1,000	723
City and County of Broomfield, Lambertson Farms Metropolitan Dist. No. 1, Rev. Ref. and Improvement Bonds, Series 2015, 5.75% 12/15/2046	1,800	1,175
City and County of Broomfield, Lambertson Farms Metropolitan Dist. No. 1, Rev. Ref. and Improvement Bonds, Series 2015, 6.00% 12/15/2050	1,650	1,081
City of Centennial, Southglenn Metropolitan Dist., Special Rev. Ref. Bonds, Series 2016, 3.50% 12/1/2026	8,203	7,932
Certs. of Part., Series 2021-A, 4.00% 12/15/2036	1,500	1,544
Certs. of Part., Series 2021-A, 3.00% 12/15/2037	9,065	7,942
Certs. of Part., Series 2021-A, 4.00% 12/15/2038	1,000	1,014
Certs. of Part., Series 2021-A, 4.00% 12/15/2039	1,500	1,510
Certs. of Part., Series 2021-A, 4.00% 12/15/2040	1,500	1,496
City and County of Denver, Central Platte Valley Metropolitan Dist., G.O. Rev. Ref. Bonds, Series 2013-A, 5.375% 12/1/2033 (preref. 12/1/2023)	1,750	1,761
City and County of Denver, Dedicated Tax Rev. Bonds, Capital Appreciation Bonds, Series 2018-A-2, 0% 8/1/2033	2,000	1,335
City and County of Denver, Dedicated Tax Rev. Bonds, Capital Appreciation Bonds, Series 2018-A-2, 0% 8/1/2034	2,000	1,272
City and County of Denver, Dept. of Aviation, Airport System Rev. Bonds, Series 2017-B, 5.00% 11/15/2033	6,500	7,014
City and County of Denver, Dept. of Aviation, Airport System Rev. Bonds, Series 2012-B, 4.00% 11/15/2043	1,575	1,572
City and County of Denver, Dept. of Aviation, Airport System Rev. Bonds, Series 2018-A, 5.00% 12/1/2048	13,515	14,113
City and County of Denver, Park Creek Metropolitan Dist., Limited Property Tax Supported Rev. Bonds, Series 2016-A, National insured, 5.00% 12/1/2029	1,510	1,587
City and County of Denver, Park Creek Metropolitan Dist., Limited Property Tax Supported Rev. Bonds, Series 2017-A, 5.00% 12/1/2041	4,750	4,785
City and County of Denver, Park Creek Metropolitan Dist., Limited Property Tax Supported Rev. Ref. Bonds, Series 2015-A, 5.00% 12/1/2026	1,000	1,034
City and County of Denver, Park Creek Metropolitan Dist., Limited Property Tax Supported Rev. Ref. Bonds, Series 2015-A, 5.00% 12/1/2027	1,000	1,033
City and County of Denver, Park Creek Metropolitan Dist., Limited Property Tax Supported Rev. Ref. Bonds, Series 2015-A, 5.00% 12/1/2028	4,485	4,623
City and County of Denver, Park Creek Metropolitan Dist., Limited Property Tax Supported Rev. Ref. Bonds, Series 2015-A, 5.00% 12/1/2029	2,660	2,739
City and County of Denver, Park Creek Metropolitan Dist., Limited Property Tax Supported Rev. Ref. Bonds, Series 2015-A, 5.00% 12/1/2030	1,500	1,541
City and County of Denver, Park Creek Metropolitan Dist., Limited Property Tax Supported Rev. Ref. Bonds, Series 2015-A, 5.00% 12/1/2031	1,140	1,170
City and County of Denver, Park Creek Metropolitan Dist., Limited Property Tax Supported Rev. Ref. Bonds, Series 2015-A, 5.00% 12/1/2032	1,685	1,727
City and County of Denver, Park Creek Metropolitan Dist., Limited Property Tax Supported Rev. Ref. Bonds, Series 2015-A, 5.00% 12/1/2045	1,250	1,255

# The Tax-Exempt Bond Fund of America (continued)

Bonds, notes & other debt instruments (continued)	Principal amount (000)	Value (000)
<b>Colorado (continued)</b>		
City and County of Denver, Water Rev. Bonds, Series 2022-A, 5.00% 12/15/2044	USD5,000	\$ 5,590
City and County of Denver, Water Rev. Bonds, Series 2021-A, 2.00% 12/15/2045	1,000	629
City of Denver, Urban Renewal Auth., Stapleton Tax Increment Rev. Bonds, Series 2013-A-1, 5.00% 12/1/2024	1,045	1,046
City of Denver, Urban Renewal Auth., Stapleton Tax Increment Rev. Bonds, Series 2013-A-1, 5.00% 12/1/2025	3,500	3,503
City of Denver, Urban Renewal Auth., Stapleton Tax Increment Rev. Bonds, Series 2018-A, 5.25% 12/1/2039 <sup>1</sup>	530	535
E-470 Public Highway Auth., Rev. Bonds, Series 2021-B, (USD-SOFR x 0.67 + 0.35%) 3.901% 9/1/2039 (put 9/1/2024) <sup>3</sup>	2,315	2,308
E-470 Public Highway Auth., Rev. Bonds, Capital Appreciation Bonds, Series 2004-A, National insured, 0% 9/1/2027	3,250	2,812
E-470 Public Highway Auth., Rev. Bonds, Capital Appreciation Bonds, Series 2000-B, National insured, 0% 9/1/2030	14,065	10,943
E-470 Public Highway Auth., Rev. Bonds, Capital Appreciation Bonds, Series 2000-B, National insured, 0% 9/1/2031	1,375	1,029
E-470 Public Highway Auth., Rev. Bonds, Capital Appreciation Bonds, Series 2010-A, Assured Guaranty Municipal insured, 0% 9/1/2035	14,760	9,333
Educational and Cultural Facs. Auth., Charter School Rev. Bonds (Aspen View Academy Project), Series 2021, 4.00% 5/1/2041	65	57
Educational and Cultural Facs. Auth., Charter School Rev. Bonds (Aspen View Academy Project), Series 2021, 4.00% 5/1/2051	200	162
Educational and Cultural Facs. Auth., Charter School Rev. Bonds (Aspen View Academy Project), Series 2021, 4.00% 5/1/2061	255	197
Town of Erie, Erie Commons Metropolitan Dist. No. 2, Limited Tax G.O. Bonds, Series 2019-A, Assured Guaranty Municipal insured, 5.00% 12/1/2023	125	126
Town of Erie, Erie Commons Metropolitan Dist. No. 2, Limited Tax G.O. Bonds, Series 2019-A, Assured Guaranty Municipal insured, 5.00% 12/1/2025	150	156
Town of Erie, Erie Commons Metropolitan Dist. No. 2, Limited Tax G.O. Bonds, Series 2019-A, Assured Guaranty Municipal insured, 5.00% 12/1/2026	105	111
Town of Erie, Erie Commons Metropolitan Dist. No. 2, Limited Tax G.O. Bonds, Series 2019-A, Assured Guaranty Municipal insured, 5.00% 12/1/2027	110	119
Town of Erie, Erie Commons Metropolitan Dist. No. 2, Limited Tax G.O. Bonds, Series 2019-A, Assured Guaranty Municipal insured, 5.00% 12/1/2029	150	168
Town of Erie, Erie Commons Metropolitan Dist. No. 2, Limited Tax G.O. Bonds, Series 2019-A, Assured Guaranty Municipal insured, 5.00% 12/1/2030	150	168
Town of Erie, Erie Commons Metropolitan Dist. No. 2, Limited Tax G.O. Bonds, Series 2019-A, Assured Guaranty Municipal insured, 5.00% 12/1/2031	155	173
Town of Erie, Erie Commons Metropolitan Dist. No. 2, Limited Tax G.O. Bonds, Series 2019-A, Assured Guaranty Municipal insured, 5.00% 12/1/2032	175	195
Town of Erie, Erie Commons Metropolitan Dist. No. 2, Limited Tax G.O. Bonds, Series 2019-A, Assured Guaranty Municipal insured, 5.00% 12/1/2033	185	205
Town of Erie, Erie Commons Metropolitan Dist. No. 2, Limited Tax G.O. Bonds, Series 2019-A, Assured Guaranty Municipal insured, 5.00% 12/1/2034	200	222
Town of Erie, Erie Commons Metropolitan Dist. No. 2, Limited Tax G.O. Bonds, Series 2019-A, Assured Guaranty Municipal insured, 5.00% 12/1/2035	215	237
Town of Erie, Erie Commons Metropolitan Dist. No. 2, Limited Tax G.O. Bonds, Series 2019-A, Assured Guaranty Municipal insured, 4.00% 12/1/2039	1,750	1,745
Counties of Garfield and Mesa, Grand River Hospital Dist., Unlimited Tax G.O. Bonds, Series 2018, Assured Guaranty Municipal insured, 5.00% 12/1/2023	2,050	2,057
City of Greenwood Village, Fiddler's Business Improvement Dist., G.O. Rev. Ref. Bonds, Series 2022, 5.00% 12/1/2032 <sup>1</sup>	395	401
City of Greenwood Village, Fiddler's Business Improvement Dist., G.O. Rev. Ref. Bonds, Series 2022, 5.55% 12/1/2047 <sup>1</sup>	1,495	1,510
Health Facs. Auth., Health Care Facs. Rev. Bonds (American Baptist Homes of the Midwest Obligated Group), Series 2013, 8.00% 8/1/2043	6,300	6,304
Health Facs. Auth., Health Facs. Rev. and Rev. Ref. Bonds (Evangelical Lutheran Good Samaritan Society Project), Series 2017, 5.00% 6/1/2032 (preref. 6/1/2027)	3,460	3,719
Health Facs. Auth., Health Facs. Rev. and Rev. Ref. Bonds (Evangelical Lutheran Good Samaritan Society Project), Series 2017, 5.00% 6/1/2033 (preref. 6/1/2027)	6,910	7,427
Health Facs. Auth., Health Facs. Rev. and Rev. Ref. Bonds (Evangelical Lutheran Good Samaritan Society Project), Series 2017, 5.00% 6/1/2037 (preref. 6/1/2027)	2,020	2,171
Health Facs. Auth., Health Facs. Rev. and Rev. Ref. Bonds (Evangelical Lutheran Good Samaritan Society Project), Series 2015-A, 5.00% 6/1/2045 (preref. 6/1/2025)	2,500	2,583
Health Facs. Auth., Hospital Rev. Bonds (AdventHealth Obligated Group), Series 2021-A, 4.00% 11/15/2046	1,500	1,451

# The Tax-Exempt Bond Fund of America (continued)

Bonds, notes & other debt instruments (continued)	Principal amount (000)	Value (000)
<b>Colorado (continued)</b>		
Health Facs. Auth., Hospital Rev. Bonds (AdventHealth Obligated Group), Series 2019-B, 5.00% 11/15/2049 (put 11/19/2026)	USD2,270	\$ 2,379
Health Facs. Auth., Hospital Rev. Bonds (AdventHealth Obligated Group), Series 2021-A, 3.00% 11/15/2051	6,500	4,909
Health Facs. Auth., Hospital Rev. Bonds (Adventist Health System/Sunbelt Obligated Group), Series 2016-C, 5.00% 11/15/2036 (put 11/15/2026)	5,700	5,972
Health Facs. Auth., Hospital Rev. Bonds (Adventist Health System/Sunbelt Obligated Group), Series 2016-A, 5.00% 11/15/2041	2,130	2,208
Health Facs. Auth., Hospital Rev. Bonds (Adventist Health System/Sunbelt Obligated Group), Series 2018-A, 5.00% 11/15/2048	7,855	8,153
Health Facs. Auth., Hospital Rev. Bonds (Children's Hospital Colorado Project), Series 2013-A, 5.00% 12/1/2033	12,000	12,042
Health Facs. Auth., Hospital Rev. Bonds (Parkview Medical Center, Inc. Project), Series 2020-A, 4.00% 9/1/2045	1,000	905
Health Facs. Auth., Hospital Rev. Bonds (Parkview Medical Center, Inc. Project), Series 2020-A, 4.00% 9/1/2050	2,310	2,033
Health Facs. Auth., Retirement Housing Rev. Bonds (Liberty Heights Project), Capital Appreciation Bonds, Series 1991-B, 0% 7/15/2024 (escrowed to maturity)	1,765	1,707
Health Facs. Auth., Rev. Bonds (Christian Living Neighborhoods Project), Series 2019-A-1, 4.00% 8/1/2044	1,000	929
Health Facs. Auth., Rev. Bonds (CommonSpirit Health), Series 2019-A-2, 3.25% 8/1/2049	1,995	1,451
Health Facs. Auth., Rev. Bonds (CommonSpirit Health), Series 2019-A-2, 4.00% 8/1/2049	2,000	1,823
Health Facs. Auth., Rev. Bonds (Covenant Living Communities and Services), Series 2020-A, 4.00% 12/1/2040	1,500	1,325
Health Facs. Auth., Rev. Bonds (Covenant Living Communities and Services), Series 2020-A, 4.00% 12/1/2050	5,250	4,235
Health Facs. Auth., Rev. Bonds (Covenant Retirement Communities, Inc.), Series 2018, 5.00% 12/1/2048	11,485	11,198
Health Facs. Auth., Rev. Bonds (Intermountain Healthcare), Series 2022-A, 4.00% 5/15/2052	10,735	10,227
Health Facs. Auth., Rev. Bonds (Senior Residences Project), Series 2012, 7.00% 6/1/2042 <sup>5</sup>	2,500	1,250
Health Facs. Auth., Rev. Bonds (Senior Residences Project), Series 2012, 7.125% 6/1/2047 <sup>5</sup>	2,665	1,333
Health Facs. Auth., Rev. Ref. and Improvement Bonds (Christian Living Neighborhoods Project), Series 2019, 4.00% 1/1/2024	270	268
Health Facs. Auth., Rev. Ref. Bonds (Christian Living Neighborhoods Project), Series 2016, 5.00% 1/1/2025	565	562
Health Facs. Auth., Rev. Ref. Bonds (Christian Living Neighborhoods Project), Series 2016, 5.00% 1/1/2026	750	742
Health Facs. Auth., Rev. Ref. Bonds (Covenant Retirement Communities, Inc.), Series 2015-A, 5.00% 12/1/2028	1,065	1,073
Health Facs. Auth., Rev. Ref. Bonds (Covenant Retirement Communities, Inc.), Series 2015-A, 5.00% 12/1/2029	805	811
Health Facs. Auth., Rev. Ref. Bonds (Covenant Retirement Communities, Inc.), Series 2015-A, 5.00% 12/1/2035	1,790	1,803
Health Facs. Auth., Rev. Ref. Bonds (Covenant Retirement Communities, Inc.), Series 2013-A, 5.75% 12/1/2036	3,000	3,024
Health Facs. Auth., Rev. Ref. Bonds (Covenant Retirement Communities, Inc.), Series 2018-A, 5.00% 12/1/2043	1,000	990
Health Facs. Auth., Rev. Ref. Bonds (Sisters of Charity of Leavenworth Health System), Series 2019-A, 5.00% 1/1/2032	4,000	4,494
Health Facs. Auth., Rev. Ref. Bonds (Sisters of Charity of Leavenworth Health System), Series 2019-A, 4.00% 1/1/2036	5,750	5,878
Health Facs. Auth., Rev. Ref. Bonds (Sisters of Charity of Leavenworth Health System), Series 2019-A, 4.00% 1/1/2037	4,000	4,058
Health Facs. Auth., Rev. Ref. Bonds (Sisters of Charity of Leavenworth Health System), Series 2019-A, 4.00% 1/1/2038	5,800	5,834
Health Facs. Auth., Rev. Ref. Bonds (Sisters of Charity of Leavenworth Health System), Series 2019-B, 4.00% 1/1/2040	7,785	7,772
Housing and Fin. Auth., Multi Family Housing Rev. Bonds (Wildhorse Ridge Apartments Project), Series 2022, 2.00% 2/1/2026 (put 2/1/2025)	7,150	6,962
Housing and Fin. Auth., Multi Family Housing Rev. Bonds (Wintergreen Ridge Apartments Project), Series 2023, 4.00% 5/1/2041 (put 5/1/2025)	1,745	1,748
Housing and Fin. Auth., Single Family Mortgage Bonds, Series 2017-C, Class I, 4.00% 5/1/2048	1,785	1,772
Housing and Fin. Auth., Single Family Mortgage Bonds, Series 2018-B-1, Class I, 4.00% 11/1/2048	6,425	6,375
Housing and Fin. Auth., Single Family Mortgage Bonds, Series 2018-C, Class I, 4.25% 11/1/2048	1,240	1,239
Housing and Fin. Auth., Single Family Mortgage Bonds, Series 2019-C, Class I, 4.25% 5/1/2049	7,460	7,439
Housing and Fin. Auth., Single Family Mortgage Bonds, Series 2019-E, Class I, 4.25% 5/1/2049	6,535	6,520
Housing and Fin. Auth., Single Family Mortgage Bonds, Series 2019-F, Class I, 4.25% 11/1/2049	1,130	1,127
Housing and Fin. Auth., Single Family Mortgage Bonds, Series 2019-H, Class III, 4.25% 11/1/2049	4,750	4,738
Housing and Fin. Auth., Single Family Mortgage Bonds, Series 2020-H, Class I, 3.00% 5/1/2050	6,655	6,444
Housing and Fin. Auth., Single Family Mortgage Bonds, Series 2020-B, Class I, 3.75% 5/1/2050	11,855	11,681
Housing and Fin. Auth., Single Family Mortgage Bonds, Series 2019-K, Class I, 3.875% 5/1/2050	8,115	8,018
Housing and Fin. Auth., Single Family Mortgage Bonds, Series 2021-E, Class I, 3.00% 11/1/2051	1,260	1,213
Housing and Fin. Auth., Single Family Mortgage Bonds, Series 2021-H, Class I, 3.00% 11/1/2051	3,180	3,052
Housing and Fin. Auth., Single Family Mortgage Bonds, Series 2021-L, Class I, 3.25% 11/1/2051	11,370	11,003
Housing and Fin. Auth., Single Family Mortgage Bonds, Series 2022-B, Class I, 3.25% 5/1/2052	1,910	1,848
Housing and Fin. Auth., Single Family Mortgage Bonds, Series 2022-E, Class I, 5.25% 11/1/2052	6,375	6,594
Housing and Fin. Auth., Single Family Mortgage Bonds, Series 2023-D, Class III, 5.75% 5/1/2053	12,000	12,752
Housing and Fin. Auth., Single Family Mortgage Bonds, Series 2023-I, Class III, 6.00% 5/1/2053	11,975	13,112

# The Tax-Exempt Bond Fund of America (continued)

Bonds, notes & other debt instruments (continued)	Principal amount (000)	Value (000)
<b>Colorado (continued)</b>		
Town of Johnstown, Thompson Crossing Metropolitan Dist. No. 4, Limited Tax G.O. Rev. Ref. and Improvement Bonds (Convertible to Unlimited Tax), Series 2019, 3.50% 12/1/2029	USD1,035	\$ 928
Town of Johnstown, Thompson Crossing Metropolitan Dist. No. 4, Limited Tax G.O. Rev. Ref. and Improvement Bonds (Convertible to Unlimited Tax), Series 2019, 5.00% 12/1/2049	2,500	2,228
Public Auth. for Colorado Energy, Natural Gas Purchase Rev. Bonds, Series 2008, 6.25% 11/15/2028	4,000	4,284
Public Auth. for Colorado Energy, Natural Gas Purchase Rev. Bonds, Series 2008, 6.50% 11/15/2038	10,500	12,665
Regional Transportation Dist., Private Activity Bonds (Denver Transit Partners Eagle P3 Project), Series 2020-A, 4.00% 1/15/2033	500	516
Regional Transportation Dist., Private Activity Bonds (Denver Transit Partners Eagle P3 Project), Series 2020-A, 4.00% 7/15/2033	1,570	1,632
Regional Transportation Dist., Private Activity Bonds (Denver Transit Partners Eagle P3 Project), Series 2020-A, 4.00% 7/15/2036	700	709
Town of Snowmass Village, Base Village Metropolitan Dist. No. 2, Limited Tax G.O. Rev. Ref. Bonds, Series 2016-A, 5.75% 12/1/2046	1,575	1,579
Town of Superior, STC Metropolitan Dist. No. 2, Limited Tax G.O. and Special Rev. Ref. and Improvement Bonds, Series 2019-A, 3.00% 12/1/2025	560	534
Town of Superior, STC Metropolitan Dist. No. 2, Limited Tax G.O. and Special Rev. Ref. and Improvement Bonds, Series 2019-A, 4.00% 12/1/2029	6,565	6,127
Town of Superior, STC Metropolitan Dist. No. 2, Limited Tax G.O. and Special Rev. Ref. and Improvement Bonds, Series 2019-A, 5.00% 12/1/2038	2,000	1,871
Town of Superior, STC Metropolitan Dist. No. 2, Limited Tax G.O. and Special Rev. Ref. and Improvement Bonds, Series 2019-A, 5.00% 12/1/2049	6,500	5,875
Weld County School Dist. No. 6, G.O. Bonds, Series 2021, 4.00% 12/1/2045	2,705	2,706
Weld County School Dist. No. RE-4, G.O. Bonds, Series 2023, 5.00% 12/1/2042	2,145	2,390
Town of Windsor, Great Western Metropolitan Dist. No. 5, Limited Tax G.O. Rev. Ref. Bonds, Series 2020, 4.75% 12/1/2050	4,625	4,020
		<u>462,233</u>
<b>Connecticut 0.91%</b>		
G.O. Bonds, Series 2021-A, 3.00% 1/15/2033	585	564
G.O. Bonds, Series 2022-C, 5.00% 6/15/2037	210	238
G.O. Bonds, Series 2022-B, 4.00% 1/15/2038	2,990	3,048
Health and Educational Facs. Auth., Rev. Bonds (Connecticut Children's Medical Center Issue), Series 2023-E, 5.00% 7/15/2039	1,060	1,135
Health and Educational Facs. Auth., Rev. Bonds (Connecticut Children's Medical Center Issue), Series 2023-E, 5.00% 7/15/2040	1,300	1,386
Health and Educational Facs. Auth., Rev. Bonds (Connecticut Children's Medical Center Issue), Series 2023-E, 4.00% 7/15/2042	800	773
Health and Educational Facs. Auth., Rev. Bonds (Connecticut Children's Medical Center Issue), Series 2023-E, 4.00% 7/15/2043	500	481
Health and Educational Facs. Auth., Rev. Bonds (Connecticut Children's Medical Center Issue), Series 2023-E, 4.25% 7/15/2053	4,250	4,110
Health and Educational Facs. Auth., Rev. Bonds (Covenant Home, Inc.), Series 2018-B, 5.00% 12/1/2027	125	127
Health and Educational Facs. Auth., Rev. Bonds (Covenant Home, Inc.), Series 2018-B, 5.00% 12/1/2029	530	542
Health and Educational Facs. Auth., Rev. Bonds (Covenant Home, Inc.), Series 2018-B, 5.00% 12/1/2031	785	802
Health and Educational Facs. Auth., Rev. Bonds (Covenant Home, Inc.), Series 2018-B, 5.00% 12/1/2037	3,210	3,230
Health and Educational Facs. Auth., Rev. Bonds (Fairfield University Issue), Series 2022-U, 4.00% 7/1/2052	3,000	2,696
Health and Educational Facs. Auth., Rev. Bonds (Fairfield University Issue), Series 2020-T, 4.00% 7/1/2055	3,430	3,028
Health and Educational Facs. Auth., Rev. Bonds (Griffin Hospital Issue), Series 2020-G-1, 5.00% 7/1/2050 <sup>1</sup>	735	674
Health and Educational Facs. Auth., Rev. Bonds (Nuvance Health Issue), Series 2019-A, 4.00% 7/1/2034	3,000	2,980
Health and Educational Facs. Auth., Rev. Bonds (Quinnipiac University Issue), Series 2016-M, 5.00% 7/1/2025	1,460	1,499
Health and Educational Facs. Auth., Rev. Bonds (Quinnipiac University Issue), Series 2016-M, 5.00% 7/1/2030	2,265	2,368
Health and Educational Facs. Auth., Rev. Bonds (Quinnipiac University Issue), Series 2016-M, 5.00% 7/1/2031	3,000	3,137
Health and Educational Facs. Auth., Rev. Bonds (Quinnipiac University Issue), Series 2016-M, 5.00% 7/1/2035	2,895	3,014
Health and Educational Facs. Auth., Rev. Bonds (Quinnipiac University Issue), Series 2016-M, 5.00% 7/1/2036	2,990	3,099
Health and Educational Facs. Auth., Rev. Bonds (Sacred Heart University Issue), Series 2022-L, 5.00% 7/1/2052	25,475	26,904
Health and Educational Facs. Auth., Rev. Bonds (Stamford Hospital Issue), Series 2022-M, 4.00% 7/1/2035	2,545	2,522
Health and Educational Facs. Auth., Rev. Bonds (Stamford Hospital Issue), Series 2022-M, 4.00% 7/1/2036	5,880	5,782
Health and Educational Facs. Auth., Rev. Bonds (Stamford Hospital Issue), Series 2022-M, 4.00% 7/1/2039	3,045	2,955
Health and Educational Facs. Auth., Rev. Bonds (Stamford Hospital Issue), Series 2022-M, 4.00% 7/1/2040	3,085	2,977



# The Tax-Exempt Bond Fund of America (continued)

Bonds, notes & other debt instruments (continued)	Principal amount (000)	Value (000)
<b>Connecticut (continued)</b>		
Health and Educational Facs. Auth., Rev. Bonds (Stamford Hospital Issue), Series 2022-M, 4.00% 7/1/2042	USD1,995	\$ 1,879
Health and Educational Facs. Auth., Rev. Bonds (Yale University Issue), Series 2010-A-3, 0.25% 7/1/2049 (put 2/9/2024)	1,915	1,878
Housing Fin. Auth., Housing Mortgage Fin. Program Bonds, Series 2017-D-1, 3.20% 11/15/2032	1,565	1,521
Housing Fin. Auth., Housing Mortgage Fin. Program Bonds, Series 2017-C-1, 3.40% 11/15/2032	470	460
Housing Fin. Auth., Housing Mortgage Fin. Program Bonds, Series 2018-A-1, 3.50% 5/15/2033	405	398
Housing Fin. Auth., Housing Mortgage Fin. Program Bonds, Series 2020-A-1, 2.30% 11/15/2035	1,000	865
Housing Fin. Auth., Housing Mortgage Fin. Program Bonds, Series 2016-E-1, 3.00% 11/15/2036	4,850	4,350
Housing Fin. Auth., Housing Mortgage Fin. Program Bonds, Series 2017-C-1, 3.65% 11/15/2037	4,175	4,018
Housing Fin. Auth., Housing Mortgage Fin. Program Bonds, Series 2018-E-1, 4.25% 5/15/2042	2,695	2,687
Housing Fin. Auth., Housing Mortgage Fin. Program Bonds, Series 2019-F-1, 3.50% 11/15/2043	4,690	4,593
Housing Fin. Auth., Housing Mortgage Fin. Program Bonds, Series 2020-C-1, 3.25% 5/15/2044	14,820	14,375
Housing Fin. Auth., Housing Mortgage Fin. Program Bonds, Series 2016-A-1, 4.00% 11/15/2045	1,160	1,156
Housing Fin. Auth., Housing Mortgage Fin. Program Bonds, Series 2018-C-1, 4.00% 11/15/2045	6,630	6,578
Housing Fin. Auth., Housing Mortgage Fin. Program Bonds, Series 2019-A-1, 4.00% 11/15/2045	1,650	1,637
Housing Fin. Auth., Housing Mortgage Fin. Program Bonds, Series 2016-E-1, 3.50% 11/15/2046	2,855	2,824
Housing Fin. Auth., Housing Mortgage Fin. Program Bonds, Series 2017-F-1, 4.00% 5/15/2047	2,965	2,942
Housing Fin. Auth., Housing Mortgage Fin. Program Bonds, Series 2017-A-1, 4.00% 11/15/2047	880	874
Housing Fin. Auth., Housing Mortgage Fin. Program Bonds, Series 2017-C-1, 4.00% 11/15/2047	1,300	1,291
Housing Fin. Auth., Housing Mortgage Fin. Program Bonds, Series 2017-D-1, 4.00% 11/15/2047	1,760	1,747
Housing Fin. Auth., Housing Mortgage Fin. Program Bonds, Series 2019-B-1, 4.00% 5/15/2049	2,845	2,824
Housing Fin. Auth., Housing Mortgage Fin. Program Bonds, Series 2021-B-1, 3.00% 11/15/2049	2,450	2,354
Housing Fin. Auth., Housing Mortgage Fin. Program Bonds, Series 2019-D-1, 4.00% 11/15/2049	8,680	8,616
Housing Fin. Auth., Housing Mortgage Fin. Program Bonds, Series 2022-C-4, (SIFMA Municipal Swap Index + 0.625%) 4.61% 5/15/2051 (put 11/15/2024) <sup>3</sup>	3,860	3,859
Housing Fin. Auth., Housing Mortgage Fin. Program Bonds, Series 2021-B-5, 0.45% 11/15/2051 (put 5/15/2024)	4,405	4,264
Housing Fin. Auth., Housing Mortgage Fin. Program Bonds, Series 2016-C-2, 3.375% 11/15/2051	1,340	1,174
Housing Fin. Auth., Housing Mortgage Fin. Program Bonds, Series 2022-A-1, 3.50% 11/15/2051	665	648
Housing Fin. Auth., Housing Mortgage Fin. Program Bonds, Series 2023-A, 5.25% 11/15/2053	13,000	13,723
Housing Fin. Auth., Housing Mortgage Fin. Program Bonds, Series 2019-E-1, 3.25% 11/15/2054	2,120	1,590
Housing Fin. Auth., Housing Mortgage Fin. Program Rev. Ref. Bonds, Series 2015-A, 3.50% 11/15/2044	250	249
Mohegan Tribe of Indians, Gaming Auth., Priority Distribution Payment Rev. Ref. Bonds, Series 2015-C, 6.25% 2/1/2030 <sup>1</sup>	5,500	5,632
Mohegan Tribe of Indians, Gaming Auth., Priority Distribution Payment Rev. Ref. Bonds, Series 2015-A, 6.75% 2/1/2045 <sup>1</sup>	2,680	2,682
Mohegan Tribe of Indians, Gaming Auth., Priority Distribution Payment Rev. Ref. Bonds, Series 2015, 7.00% 2/1/2045 <sup>1</sup>	1,705	1,705
Special Tax Obligation Bonds (Transportation Infrastructure Purposes), Series 2021-A, 5.00% 5/1/2035	500	571
Special Tax Obligation Bonds (Transportation Infrastructure Purposes), Series 2021-D, 5.00% 11/1/2036	1,230	1,394
Special Tax Obligation Bonds (Transportation Infrastructure Purposes), Series 2020-A, 5.00% 5/1/2040	2,000	2,186
City of Stamford, Harbor Point Infrastructure Improvement Dist., Special Obligation Rev. Ref. Bonds (Harbor Point Project), Series 2017, 5.00% 4/1/2030 <sup>1</sup>	8,355	8,497
City of Stamford, Harbor Point Infrastructure Improvement Dist., Special Obligation Rev. Ref. Bonds (Harbor Point Project), Series 2017, 5.00% 4/1/2039 <sup>1</sup>	10,250	10,280
		<u>208,392</u>
<b>Delaware 0.12%</b>		
Econ. Dev. Auth., Charter School Rev. Bonds (First State Montessori Academy, Inc. Project), Series 2019-A, 4.00% 8/1/2029	460	449
Econ. Dev. Auth., Charter School Rev. Bonds (First State Montessori Academy, Inc. Project), Series 2019-A, 5.00% 8/1/2039	720	709
Econ. Dev. Auth., Charter School Rev. Bonds (First State Montessori Academy, Inc. Project), Series 2019-A, 5.00% 8/1/2049	1,800	1,703
Econ. Dev. Auth., Charter School Rev. Bonds (First State Montessori Academy, Inc. Project), Series 2019-A, 5.00% 8/1/2054	835	778
Econ. Dev. Auth., Exempt Fac. Rev. Ref. Bonds (NRG Energy Project), Series 2020-A, 1.25% 10/1/2045 (put 10/1/2025)	760	695
River and Bay Auth., Rev. Bonds, Series 2019, 4.00% 1/1/2039	4,205	4,217
River and Bay Auth., Rev. Bonds, Series 2019, 4.00% 1/1/2044	5,000	4,935
Transportation Auth., Rev. Bonds (U.S. 301 Project), Series 2015, 5.00% 6/1/2055	12,755	12,920
		<u>26,406</u>

# The Tax-Exempt Bond Fund of America (continued)

Bonds, notes & other debt instruments (continued)	Principal amount (000)	Value (000)
<b>District of Columbia 1.29%</b>		
G.O. Bonds, Series 2017-D, 5.00% 6/1/2035	USD5,000	\$ 5,365
G.O. Bonds, Series 2017-D, 5.00% 6/1/2036	7,250	7,728
G.O. Bonds, Series 2014-C, 5.00% 6/1/2038	1,800	1,820
G.O. Bonds, Series 2016-D, 5.00% 6/1/2041	3,000	3,138
G.O. Bonds, Series 2023-A, 5.00% 1/1/2042	1,000	1,127
G.O. Bonds, Series 2017-D, 5.00% 6/1/2042	2,645	2,773
G.O. Bonds, Series 2023-A, 5.00% 1/1/2043	13,355	15,015
G.O. Bonds, Series 2019-A, 5.00% 10/15/2044	2,500	2,687
G.O. Rev. Ref. Bonds, Series 2016-E, 5.00% 6/1/2025	2,000	2,067
G.O. Rev. Ref. Bonds, Series 2018-A, 5.00% 6/1/2032	7,775	8,552
G.O. Rev. Ref. Bonds, Series 2018-A, 5.00% 6/1/2033	5,110	5,621
G.O. Rev. Ref. Bonds, Series 2023-A, 5.00% 1/1/2034	2,435	2,904
G.O. Rev. Ref. Bonds, Series 2018-A, 5.00% 6/1/2035	3,655	3,994
G.O. Rev. Ref. Bonds, Series 2017-A, 5.00% 6/1/2036	5,510	5,874
G.O. Rev. Ref. Bonds, Series 2017-A, 5.00% 6/1/2037	2,500	2,655
Housing Fin. Agcy., Collateralized Multi Family Housing Rev. Bonds (218 Vine Street Apartments Project), Series 2020, 4.00% 1/1/2040 (put 12/1/2023)	3,200	3,183
Housing Fin. Agcy., Collateralized Multi Family Housing Rev. Bonds (Kenilworth 166 Apartments Project), Series 2021, 1.25% 6/1/2025 (put 12/1/2024)	9,505	9,140
Housing Fin. Agcy., Multi Family Dev. Program Bonds, Series 2021-B-1, 2.55% 3/1/2042	970	714
Income Tax Secured Rev. Bonds, Series 2020-C, 5.00% 5/1/2045	2,000	2,175
Metropolitan Area Transit Auth., Dedicated Rev. Green Bonds, Series 2021-A, 3.00% 7/15/2036	4,705	4,384
Metropolitan Area Transit Auth., Dedicated Rev. Green Bonds, Series 2021-A, 3.00% 7/15/2040	12,340	10,683
Metropolitan Washington DC Airports Auth., Airport System Rev. Ref. Bonds, Series 2020-B, 5.00% 10/1/2031	1,415	1,620
Metropolitan Washington DC Airports Auth., Airport System Rev. Ref. Bonds, Series 2020-B, 5.00% 10/1/2033	2,100	2,395
Metropolitan Washington DC Airports Auth., Airport System Rev. Ref. Bonds, Series 2020-B, 5.00% 10/1/2034	2,005	2,277
Metropolitan Washington DC Airports Auth., Airport System Rev. Ref. Bonds, Series 2020-B, 4.00% 10/1/2035	1,720	1,789
Metropolitan Washington DC Airports Auth., Airport System Rev. Ref. Bonds, Series 2020-B, 4.00% 10/1/2036	2,380	2,454
Metropolitan Washington DC Airports Auth., Airport System Rev. Ref. Bonds, Series 2020-B, 4.00% 10/1/2039	2,020	2,052
Metropolitan Washington DC Airports Auth., Dulles Toll Road Rev. and Rev. Ref. Bonds (Dulles Metrorail and Capital Improvement Projects), Series 2019-B, 4.00% 10/1/2049	3,155	2,985
Metropolitan Washington DC Airports Auth., Dulles Toll Road Rev. Bonds (Dulles Metrorail and Capital Improvement Projects), Series 2010-B, 6.50% 10/1/2044 <sup>4</sup>	2,000	2,260
Metropolitan Washington DC Airports Auth., Dulles Toll Road Rev. Bonds (Dulles Metrorail and Capital Improvement Projects), Capital Appreciation Bonds, Series 2010-A, Assured Guaranty Municipal insured, 0% 10/1/2037	41,230	21,735
Metropolitan Washington DC Airports Auth., Dulles Toll Road Rev. Bonds (Dulles Metrorail and Capital Improvement Projects), Capital Appreciation Bonds, Series 2010-A, 0% 10/1/2037	2,000	1,034
Metropolitan Washington DC Airports Auth., Dulles Toll Road Rev. Bonds, Capital Appreciation Bonds, Series 2009-B, Assured Guaranty insured, 0% 10/1/2031	5,100	3,835
Metropolitan Washington DC Airports Auth., Dulles Toll Road Rev. Bonds, Capital Appreciation Bonds, Series 2009-B, Assured Guaranty insured, 0% 10/1/2033	6,565	4,540
Metropolitan Washington DC Airports Auth., Dulles Toll Road Rev. Bonds, Capital Appreciation Bonds, Series 2009-B, Assured Guaranty insured, 0% 10/1/2036	5,880	3,472
Metropolitan Washington DC Airports Auth., Dulles Toll Road Rev. Bonds, Capital Appreciation Bonds, Series 2009-B, Assured Guaranty Municipal insured, 0% 10/1/2038	27,130	14,327
Metropolitan Washington DC Airports Auth., Dulles Toll Road Rev. Bonds, Capital Appreciation Bonds, Series 2009-B, Assured Guaranty Municipal insured, 0% 10/1/2040	23,255	10,955
Metropolitan Washington DC Airports Auth., Dulles Toll Road Rev. Ref. Bonds (Dulles Metrorail and Capital Improvement Projects), Series 2019-A, 5.00% 10/1/2032	1,800	1,936
Metropolitan Washington DC Airports Auth., Dulles Toll Road Rev. Ref. Bonds (Dulles Metrorail and Capital Improvement Projects), Series 2019-B, Assured Guaranty Municipal insured, 4.00% 10/1/2053	34,470	32,450
Rev. Bonds (Friendship Public Charter School, Inc. Issue), Series 2016-A, 5.00% 6/1/2036	2,775	2,818
Rev. Bonds (Friendship Public Charter School, Inc. Issue), Series 2016-A, 5.00% 6/1/2041	400	402
Rev. Bonds (Friendship Public Charter School, Inc. Issue), Series 2016-A, 5.00% 6/1/2046	1,455	1,456
Rev. Bonds (KIPP DC Issue), Series 2019, 5.00% 7/1/2024	100	101
Rev. Bonds (KIPP DC Issue), Series 2017-B, 5.00% 7/1/2048	4,385	4,392
Washington Convention and Sports Auth., Dedicated Tax Rev. Ref. Bonds, Series 2018-A, 5.00% 10/1/2026	5,000	5,308
Washington Convention and Sports Auth., Dedicated Tax Rev. Ref. Bonds, Series 2018-A, 5.00% 10/1/2028	1,650	1,783
Water and Sewer Auth., Public Utility Rev. Bonds, Series 1998, Assured Guaranty Municipal insured, 5.50% 10/1/2023	335	336

# The Tax-Exempt Bond Fund of America (continued)

Bonds, notes & other debt instruments (continued)	Principal amount (000)	Value (000)
<b>District of Columbia (continued)</b>		
Water and Sewer Auth., Public Utility Rev. Bonds, Series 1998, Assured Guaranty Municipal insured, 5.50% 10/1/2028	USD3,925	\$ 4,244
Water and Sewer Auth., Public Utility Rev. Bonds, Series 2017-B, 5.00% 10/1/2030	3,750	4,047
Water and Sewer Auth., Public Utility Rev. Bonds, Series 2017-B, 5.00% 10/1/2031	3,750	4,039
Water and Sewer Auth., Public Utility Rev. Bonds, Series 2018-B, 5.00% 10/1/2033	1,040	1,143
Water and Sewer Auth., Public Utility Rev. Bonds, Series 2016-A, 5.00% 10/1/2037	9,320	9,669
Water and Sewer Auth., Public Utility Rev. Bonds, Series 2016-A, 5.00% 10/1/2039	7,630	7,892
Water and Sewer Auth., Public Utility Rev. Green Bonds, Series 2022-C-1, 4.00% 10/1/2047	5,000	4,898
Water and Sewer Auth., Public Utility Rev. Green Bonds, Series 2022-B, 5.00% 10/1/2047	1,000	1,093
Water and Sewer Auth., Public Utility Rev. Green Bonds, Series 2018-A, 5.00% 10/1/2049	12,400	13,118
Water and Sewer Auth., Public Utility Rev. Green Bonds, Series 2017-A, 5.00% 10/1/2052	16,000	16,668
		<u>297,122</u>
<b>Florida 4.29%</b>		
County of Alachua, Health Facs. Auth., Continuing Care Retirement Community Rev. Bonds (Oak Hammock at the University of Florida, Inc. Project), Series 2022, 4.00% 10/1/2040	1,475	1,174
County of Alachua, Health Facs. Auth., Health Facs. Rev. Ref. Bonds, Series 2019-B-1, 5.00% 12/1/2037 (put 12/1/2026)	2,000	2,071
County of Alachua, Health Facs. Auth., Health Facs. Rev. Ref. Bonds (Shands HealthCare Project), Series 2014-A, 5.00% 12/1/2036	1,285	1,295
City of Atlantic Beach, Health Care Facs. Rev. Bonds (Fleet Landing Project), Series 2018-A, 5.00% 11/15/2024	160	160
City of Atlantic Beach, Health Care Facs. Rev. Bonds (Fleet Landing Project), Series 2018-A, 5.00% 11/15/2028	1,480	1,482
City of Atlantic Beach, Health Care Facs. Rev. Bonds (Fleet Landing Project), Series 2018-A, 5.00% 11/15/2029	420	420
City of Atlantic Beach, Health Care Facs. Rev. Bonds (Fleet Landing Project), Series 2018-A, 5.00% 11/15/2030	435	433
City of Atlantic Beach, Health Care Facs. Rev. Bonds (Fleet Landing Project), Series 2018-A, 5.00% 11/15/2031	460	458
City of Atlantic Beach, Health Care Facs. Rev. Bonds (Fleet Landing Project), Series 2018-A, 5.00% 11/15/2032	480	475
City of Atlantic Beach, Health Care Facs. Rev. Bonds (Fleet Landing Project), Series 2018-A, 5.00% 11/15/2043	850	753
City of Atlantic Beach, Health Care Facs. Rev. Bonds (Fleet Landing Project), Series 2018-A, 5.00% 11/15/2048	5,190	4,417
City of Atlantic Beach, Health Care Facs. Rev. Bonds (Fleet Landing Project), Series 2018-A, 5.00% 11/15/2053	6,550	5,466
County of Brevard, Educational Facs. Auth., Demand Rev. Bonds (Florida Institute of Technology Project), Series 2014, 5.00% 4/1/2032	5,000	5,034
County of Brevard, Educational Facs. Auth., Demand Rev. Bonds (Florida Institute of Technology Project), Series 2014, 5.00% 4/1/2039	4,835	4,868
County of Brevard, Heritage Isle at Viera Community Dev. Dist., Special Assessment Rev. Ref. Bonds, Series 2017, Assured Guaranty Municipal insured, 3.20% 5/1/2032	1,095	1,090
County of Broward, North Springs Improvement Dist., Water Management Bonds (Heron Bay Water Management Project), Series 2021-1, Assured Guaranty Municipal insured, 3.00% 5/1/2052	5,600	4,147
City of Cape Coral, Utility Improvement Rev. Ref. Assessment Bonds (Various Areas), Series 2017, Assured Guaranty Municipal insured, 2.25% 9/1/2023	1,430	1,428
City of Cape Coral, Utility Improvement Rev. Ref. Assessment Bonds (Various Areas), Series 2017, Assured Guaranty Municipal insured, 2.50% 9/1/2024	1,230	1,213
City of Cape Coral, Utility Improvement Rev. Ref. Assessment Bonds (Various Areas), Series 2017, Assured Guaranty Municipal insured, 2.75% 9/1/2025	1,070	1,055
City of Cape Coral, Utility Improvement Rev. Ref. Assessment Bonds (Various Areas), Series 2017, Assured Guaranty Municipal insured, 2.75% 9/1/2026	860	850
City of Cape Coral, Utility Improvement Rev. Ref. Assessment Bonds (Various Areas), Series 2017, Assured Guaranty Municipal insured, 3.00% 9/1/2027	515	511
Capital Trust Agcy., Educational Facs. Rev. Bonds (Imagine School at Land O' Lakes Project), Series 2020-A, 3.00% 12/15/2029 <sup>1</sup>	425	387
Capital Trust Agcy., Educational Facs. Rev. Bonds (Imagine School at Land O' Lakes Project), Series 2020-A, 5.00% 12/15/2049 <sup>1</sup>	1,255	1,134
Capital Trust Agcy., Educational Facs. Rev. Bonds (Odyssey Charter School), Series 2019, 5.00% 7/1/2049 <sup>1</sup>	755	672
Capital Trust Agcy., Educational Facs. Rev. Bonds (Odyssey Charter School), Series 2019, 5.00% 7/1/2054 <sup>1</sup>	390	341
Capital Trust Agcy., Educational Facs. Rev. Bonds (Viera Charter Schools, Inc. Project), Series 2017-A, 4.00% 10/15/2029 <sup>1</sup>	1,105	1,050
Capital Trust Agcy., Rev. Bonds (Educational Growth Fund, LLC Charter School Portfolio Projects), Series 2021-A-1, 5.00% 7/1/2056 <sup>1</sup>	2,825	2,546
Central Florida Expressway Auth., Rev. Bonds, Series 2021-D, Assured Guaranty Municipal insured, 5.00% 7/1/2034	1,315	1,519
Central Florida Expressway Auth., Rev. Bonds, Series 2018, 5.00% 7/1/2043	3,500	3,696
Central Florida Expressway Auth., Rev. Bonds, Series 2019-B, 5.00% 7/1/2044	32,000	34,051
Central Florida Expressway Auth., Rev. Bonds, Series 2018, 5.00% 7/1/2048	1,565	1,642

# The Tax-Exempt Bond Fund of America (continued)

Bonds, notes & other debt instruments (continued)	Principal amount (000)	Value (000)
<b>Florida (continued)</b>		
Central Florida Expressway Auth., Rev. Ref. Bonds, Series 2016-A, 5.00% 7/1/2030	USD4,000	\$ 4,196
Central Florida Expressway Auth., Rev. Ref. Bonds, Series 2016-B, 4.00% 7/1/2039	5,000	4,920
Central Florida Expressway Auth., Rev. Ref. Bonds, Series 2016-B, 4.00% 7/1/2040	3,000	2,929
Central Florida Expressway Auth., Rev. Ref. Bonds, Series 2017, 4.00% 7/1/2041	2,500	2,439
Central Florida Expressway Auth., Rev. Ref. Bonds, Series 2017, 5.00% 7/1/2042	1,550	1,622
County of Collier, Ave Maria Stewardship Community Dist., Capital Improvement Rev. Ref. Bonds, Series 2019, Assured Guaranty Municipal insured, 2.00% 5/1/2026	975	942
County of Collier, Ave Maria Stewardship Community Dist., Capital Improvement Rev. Ref. Bonds, Series 2019, Assured Guaranty Municipal insured, 2.125% 5/1/2027	995	957
County of Collier, Ave Maria Stewardship Community Dist., Capital Improvement Rev. Ref. Bonds, Series 2019, Assured Guaranty Municipal insured, 2.25% 5/1/2028	1,015	971
County of Collier, Ave Maria Stewardship Community Dist., Capital Improvement Rev. Ref. Bonds, Series 2019, Assured Guaranty Municipal insured, 2.375% 5/1/2029	1,040	996
County of Collier, Ave Maria Stewardship Community Dist., Capital Improvement Rev. Ref. Bonds, Series 2019, Assured Guaranty Municipal insured, 2.75% 5/1/2033	2,225	2,125
County of Collier, Ave Maria Stewardship Community Dist., Capital Improvement Rev. Ref. Bonds, Series 2019, Assured Guaranty Municipal insured, 3.00% 5/1/2038	2,925	2,628
County of Collier, Educational Facs. Auth., Education Facs. Rev. Bonds (Hodges University, Inc. Project), Series 2013, 6.125% 11/1/2043 (preref. 11/1/2023)	1,000	1,007
County of Collier, Health Facs. Auth., Residential Care Fac. Rev. Bonds (Moorings, Inc.), Series 2015-A, 5.00% 5/1/2043	10,000	10,133
County of Collier, Health Facs. Auth., Residential Care Fac. Rev. Bonds (Moorings, Inc.), Series 2015-A, 5.00% 5/1/2048	1,500	1,511
County of Collier, Health Facs. Auth., Residential Care Fac. Rev. Bonds (Moorings, Inc.), Series 2022, 4.00% 5/1/2052	16,785	14,358
County of Collier, Heritage Bay Community Dev. Dist., Capital Improvement Rev. Ref. Bonds, Series 2018-A-1, Assured Guaranty Municipal insured, 2.75% 5/1/2025	1,145	1,126
County of Collier, Heritage Bay Community Dev. Dist., Capital Improvement Rev. Ref. Bonds, Series 2018-A-1, Assured Guaranty Municipal insured, 3.00% 5/1/2027	600	596
County of Collier, Heritage Bay Community Dev. Dist., Capital Improvement Rev. Ref. Bonds, Series 2018-A-1, Assured Guaranty Municipal insured, 3.00% 5/1/2028	755	750
County of Collier, Heritage Bay Community Dev. Dist., Capital Improvement Rev. Ref. Bonds, Series 2018-A-1, Assured Guaranty Municipal insured, 3.125% 5/1/2030	240	240
Town of Davie, Educational Facs. Rev. and Rev. Ref. Bonds (Nova Southeastern University Project), Series 2018, 5.00% 4/1/2038	2,500	2,609
City of Daytona Beach, Housing Auth., Multi Family Housing Rev. Bonds (The WM at the River Project), Series 2021-B, 1.25% 12/1/2025 (put 12/1/2024)	6,385	6,125
Dev. Fin. Corp., Educational Facs. Rev. Bonds (Mater Academy Projects), Series 2020-A, 5.00% 6/15/2035	1,000	1,021
Dev. Fin. Corp., Educational Facs. Rev. Bonds (Mater Academy Projects), Series 2020-A, 5.00% 6/15/2040	1,650	1,655
Dev. Fin. Corp., Educational Facs. Rev. Bonds (Mater Academy Projects), Series 2020-A, 5.00% 6/15/2050	2,380	2,307
Dev. Fin. Corp., Educational Facs. Rev. Bonds (Mater Academy Projects), Series 2022-A, 5.00% 6/15/2056	1,250	1,192
Dev. Fin. Corp., Educational Facs. Rev. Bonds (River City Science Academy Projects), Series 2021-A, 4.00% 7/1/2045	700	585
Dev. Fin. Corp., Healthcare Facs. Rev. Bonds (UF Health - Jacksonville Project), Series 2013-A, 6.00% 2/1/2033 (preref. 8/1/2023)	3,150	3,150
Dev. Fin. Corp., Healthcare Facs. Rev. Bonds (UF Health - Jacksonville Project), Series 2022-A, Assured Guaranty Municipal insured, 4.00% 2/1/2046	3,750	3,437
Dev. Fin. Corp., Healthcare Facs. Rev. Bonds (UF Health - Jacksonville Project), Series 2022-A, 4.00% 2/1/2052	7,710	5,801
County of Escambia, Environmental Improvement Rev. Ref. Bonds (International Paper Co. Project), Series 2019-B, 2.00% 11/1/2033 (put 10/1/2024)	775	758
City of Fort Lauderdale, Water and Sewer Rev. Bonds, Series 2018, 4.00% 9/1/2041	7,920	7,946
City of Gainesville, Utilities System Rev. Bonds, Series 2017-A, 5.00% 10/1/2032	2,000	2,170
City of Gainesville, Utilities System Rev. Bonds, Series 2017-A, 5.00% 10/1/2033	2,500	2,708
City of Gainesville, Utilities System Rev. Bonds, Series 2017-A, 5.00% 10/1/2036	500	535
City of Gainesville, Utilities System Rev. Green Bonds, Series 2021-A-1, 5.00% 10/1/2046	25,865	27,969
Greater Orlando Aviation Auth., Airport Facs. Rev. Bonds, Series 2010-A, 5.00% 10/1/2024	585	586
Greater Orlando Aviation Auth., Airport Facs. Rev. Bonds, Series 2016-B, 5.00% 10/1/2046	21,020	21,651
City of Hialeah, Bonterra Community Dev. Dist., Senior Special Assessment Bonds, Series 2017-A-1, 4.00% 5/1/2037	545	528
City of Hialeah, Bonterra Community Dev. Dist., Senior Special Assessment Bonds, Series 2017-A-1, 4.125% 5/1/2047	910	855
Higher Educational Facs. Fncg. Auth., Educational Facs. Rev. Ref. Bonds (Nova Southeastern University Project), Series 2016, 5.00% 4/1/2026	655	676



# The Tax-Exempt Bond Fund of America (continued)

Bonds, notes & other debt instruments (continued)	Principal amount (000)	Value (000)
<b>Florida (continued)</b>		
Higher Educational Facs. Fncg. Auth., Educational Facs. Rev. Ref. Bonds (Nova Southeastern University Project), Series 2016, 5.00% 4/1/2030	USD1,150	\$ 1,191
Higher Educational Facs. Fncg. Auth., Educational Facs. Rev. Ref. Bonds (Nova Southeastern University Project), Series 2016, 5.00% 4/1/2031	1,500	1,553
Higher Educational Facs. Fncg. Auth., Educational Facs. Rev. Ref. Bonds (Nova Southeastern University Project), Series 2016, 5.00% 4/1/2033	1,300	1,345
Higher Educational Facs. Fncg. Auth., Educational Facs. Rev. Ref. Bonds (Nova Southeastern University Project), Series 2016, 5.00% 4/1/2035	4,580	4,734
Higher Educational Facs. Fncg. Auth., Educational Facs. Rev. Ref. Bonds (Nova Southeastern University Project), Series 2016, 5.00% 4/1/2036	1,380	1,422
County of Hillsborough, Aviation Auth., Tampa International Airport Rev. Bonds, Series 2018-F, 5.00% 10/1/2043	12,500	13,243
County of Hillsborough, Aviation Auth., Tampa International Airport Rev. Bonds, Series 2018-F, 5.00% 10/1/2048	5,170	5,432
County of Hillsborough, Aviation Auth., Tampa International Airport Rev. Ref. Bonds, Series 2022-B, 5.00% 10/1/2028	375	413
County of Hillsborough, Aviation Auth., Tampa International Airport Rev. Ref. Bonds, Series 2022-B, 5.00% 10/1/2029	500	562
County of Hillsborough, Aviation Auth., Tampa International Airport Rev. Ref. Bonds, Series 2015-B, 5.00% 10/1/2044 (preref. 10/1/2024)	5,000	5,103
County of Hillsborough, Aviation Auth., Tampa International Airport Rev. Ref. Bonds, Series 2022-B, 4.00% 10/1/2052	23,315	22,659
County of Hillsborough, Industrial Dev. Auth., Hospital Rev. Bonds (Tampa General Hospital Project), Series 2020-A, 4.00% 8/1/2055	8,350	7,362
Housing Fin. Corp., Homeowner Mortgage Rev. Bonds, Series 2015-1, 4.00% 1/1/2047	650	648
Housing Fin. Corp., Homeowner Mortgage Rev. Bonds, Series 2016-2, 4.00% 7/1/2047	2,365	2,354
Housing Fin. Corp., Homeowner Mortgage Rev. Bonds, Series 2017-1, 4.00% 7/1/2048	7,130	7,089
Housing Fin. Corp., Homeowner Mortgage Rev. Bonds, Series 2018-1, 4.00% 7/1/2049	1,750	1,737
Housing Fin. Corp., Homeowner Mortgage Rev. Bonds, Series 2018-2, 4.25% 1/1/2050	5,155	5,140
Housing Fin. Corp., Homeowner Mortgage Rev. Bonds, Series 2019-1, 4.00% 7/1/2050	12,545	12,433
Housing Fin. Corp., Homeowner Mortgage Rev. Bonds, Series 2020-2, 3.00% 7/1/2051	3,820	3,685
Housing Fin. Corp., Homeowner Mortgage Rev. Bonds, Series 2020-1, 3.50% 7/1/2051	795	778
Housing Fin. Corp., Homeowner Mortgage Rev. Bonds, Series 2021-1, 3.00% 1/1/2052	5,975	5,756
Housing Fin. Corp., Homeowner Mortgage Rev. Bonds, Series 2021-2, 3.00% 7/1/2052	4,700	4,510
Housing Fin. Corp., Homeowner Mortgage Rev. Bonds, Series 2023-1, 5.25% 7/1/2054	27,000	28,283
City of Jacksonville, Bartram Park Community Dev. Dist., Special Assessment Rev. Ref. Bonds, Series 2015-A-1, 4.50% 5/1/2035	925	931
JEA, Electric System Rev. Bonds, Series 2017-B, 5.00% 10/1/2026	500	529
JEA, Electric System Rev. Bonds, Series 2017-B-3, 5.00% 10/1/2027	3,555	3,847
JEA, Electric System Rev. Bonds, Series 2017-B-3, 5.00% 10/1/2028	3,040	3,282
JEA, Electric System Rev. Bonds, Series 2017-B-3, 5.00% 10/1/2029	4,000	4,302
JEA, Electric System Rev. Bonds, Series 2017-B-3, 5.00% 10/1/2030	4,650	5,005
JEA, Electric System Rev. Bonds, Series 2020-A, 5.00% 10/1/2030	5,050	5,680
JEA, Electric System Rev. Bonds, Series 2020-A, 5.00% 10/1/2031	3,985	4,483
JEA, Electric System Rev. Bonds, Series 2021-A, 5.00% 10/1/2031	4,900	5,631
JEA, Electric System Rev. Bonds, Series 2020-A, 5.00% 10/1/2032	4,380	4,923
JEA, Electric System Rev. Bonds, Series 2021-A, 5.00% 10/1/2032	11,830	13,570
JEA, Electric System Rev. Bonds, Series 2017-B, 5.00% 10/1/2033	3,530	3,807
JEA, Electric System Rev. Bonds, Series 2021-A, 5.00% 10/1/2033	6,395	7,339
JEA, Electric System Rev. Bonds, Series 2017-B, 3.375% 10/1/2034	650	637
JEA, Electric System Rev. Bonds, Series 2017-B-3, 4.00% 10/1/2035	4,250	4,330
JEA, Electric System Rev. Bonds, Series 2020-A, 4.00% 10/1/2035	2,925	2,996
JEA, Electric System Rev. Bonds, Series 2017-B-3, 4.00% 10/1/2036	7,035	7,079
JEA, Electric System Rev. Bonds, Series 2017-B-3, 4.00% 10/1/2037	2,000	2,000
JEA, Water and Sewer System Rev. Bonds, Series 2017-A, 5.00% 10/1/2029	4,350	4,735
JEA, Water and Sewer System Rev. Bonds, Series 2017-A, 5.00% 10/1/2033	5,565	6,052
JEA, Water and Sewer System Rev. Bonds, Series 2020-A, 5.00% 10/1/2035	1,890	2,118
JEA, Water and Sewer System Rev. Bonds, Series 2020-A, 4.00% 10/1/2036	1,000	1,023
JEA, Water and Sewer System Rev. Bonds, Series 2020-A, 4.00% 10/1/2037	1,000	1,015
JEA, Water and Sewer System Rev. Bonds, Series 2021-A, 4.00% 10/1/2037	1,220	1,244
JEA, Water and Sewer System Rev. Bonds, Series 2020-A, 4.00% 10/1/2038	1,665	1,677
JEA, Water and Sewer System Rev. Bonds, Series 2020-A, 4.00% 10/1/2038	1,000	1,011
JEA, Water and Sewer System Rev. Bonds, Series 2020-A, 4.00% 10/1/2039	1,000	1,005
JEA, Water and Sewer System Rev. Bonds, Series 2020-A, 4.00% 10/1/2040	850	842
JEA, Water and Sewer System Rev. Bonds, Series 2020-A, 4.00% 10/1/2040	500	501



# The Tax-Exempt Bond Fund of America (continued)

Bonds, notes & other debt instruments (continued)	Principal amount (000)	Value (000)
<b>Florida (continued)</b>		
Julington Creek Plantation, Community Dev. Dist., Special Assessment Rev. Bonds, Series 2023, Assured Guaranty Municipal insured, 5.50% 5/1/2043	USD2,210	\$ 2,448
Julington Creek Plantation, Community Dev. Dist., Special Assessment Rev. Bonds, Series 2023, Assured Guaranty Municipal insured, 4.375% 5/1/2045	1,000	991
Julington Creek Plantation, Community Dev. Dist., Special Assessment Rev. Bonds, Series 2023, Assured Guaranty Municipal insured, 4.625% 5/1/2054	5,000	5,001
City of Lakeland, Energy System Rev. Ref. Bonds, Series 2016, 5.00% 10/1/2034	2,085	2,170
City of Lakeland, Energy System Rev. Ref. Bonds, Series 2016, 5.00% 10/1/2036	1,355	1,405
County of Lee, Airport Rev. Ref. Bonds, Series 2015, 5.00% 10/1/2033	3,340	3,451
County of Lee, Transportation Facs. Rev. Ref. Bonds, Series 2014, Assured Guaranty Municipal insured, 5.00% 10/1/2025	2,000	2,027
County of Lee, Transportation Facs. Rev. Ref. Bonds, Series 2014, Assured Guaranty Municipal insured, 5.00% 10/1/2026	1,250	1,267
County of Lee, Transportation Facs. Rev. Ref. Bonds, Series 2014, Assured Guaranty Municipal insured, 5.00% 10/1/2027	1,250	1,267
County of Lee, Transportation Facs. Rev. Ref. Bonds, Series 2014, Assured Guaranty Municipal insured, 5.00% 10/1/2033	1,000	1,011
County of Lee, Transportation Facs. Rev. Ref. Bonds, Series 2014, Assured Guaranty Municipal insured, 5.00% 10/1/2034	1,000	1,011
County of Lee, Transportation Facs. Rev. Ref. Bonds, Series 2014, Assured Guaranty Municipal insured, 5.00% 10/1/2035	1,000	1,011
Lee Memorial Health System, Hospital Rev. and Rev. Ref. Bonds, Series 2019-A-1, 4.00% 4/1/2037	1,500	1,494
Counties of Manatee and Sarasota, Lakewood Ranch Stewardship Dist., Special Assessment Rev. Bonds (Lakewood Centre North), Series 2015, 4.875% 5/1/2035	1,295	1,297
County of Manatee, Heritage Harbour North Community Dev. Dist., Capital Improvement Rev. Ref. Bonds, Series 2017-A-1, Assured Guaranty Municipal insured, 5.00% 5/1/2024	645	651
County of Manatee, Heritage Harbour North Community Dev. Dist., Capital Improvement Rev. Ref. Bonds, Series 2017-A-1, Assured Guaranty Municipal insured, 5.00% 5/1/2025	380	390
County of Manatee, Heritage Harbour North Community Dev. Dist., Capital Improvement Rev. Ref. Bonds, Series 2017-A-1, Assured Guaranty Municipal insured, 5.00% 5/1/2026	815	850
County of Manatee, University Park Recreation Dist., Non-Ad Valorem Assessment Bonds, Series 2019, BAM insured, 3.00% 5/1/2031	655	648
County of Manatee, University Park Recreation Dist., Non-Ad Valorem Assessment Bonds, Series 2019, BAM insured, 3.00% 5/1/2034	1,060	1,001
County of Martin, Health Facs. Auth., Hospital Rev. Bonds (Martin Memorial Medical Center), Series 2015, 5.00% 11/15/2045 (preref. 11/15/2024)	5,000	5,095
City of Miami, Midtown Miami Community Dev. Dist., Special Assessment and Rev. Ref. Bonds (Parking Garage Project), Series 2014-A, 4.25% 5/1/2024	770	770
City of Miami, Midtown Miami Community Dev. Dist., Special Assessment and Rev. Ref. Bonds (Parking Garage Project), Series 2014-A, 5.00% 5/1/2029	985	985
County of Miami-Dade, Aviation Rev. Ref. Bonds, Series 2020-A, 5.00% 10/1/2032	1,000	1,129
County of Miami-Dade, Aviation Rev. Ref. Bonds, Series 2016-A, 5.00% 10/1/2035	1,850	1,934
County of Miami-Dade, Aviation Rev. Ref. Bonds, Series 2020-A, 4.00% 10/1/2040	5,055	4,978
County of Miami-Dade, Aviation Rev. Ref. Bonds, Series 2020-A, 4.00% 10/1/2041	1,500	1,467
County of Miami-Dade, Educational Facs. Auth., Rev. and Rev. Ref. Bonds (University of Miami Issue), Series 2015-A, 5.00% 4/1/2045	10,000	10,139
County of Miami-Dade, Expressway Auth., Toll System Rev. Bonds, Series 2014-A, 5.00% 7/1/2029	1,415	1,429
County of Miami-Dade, Expressway Auth., Toll System Rev. Bonds, Series 2014-A, 5.00% 7/1/2039	6,485	6,491
County of Miami-Dade, Expressway Auth., Toll System Rev. Bonds, Series 2010-A, 5.00% 7/1/2040	3,050	3,066
County of Miami-Dade, Expressway Auth., Toll System Rev. Ref. Bonds, Series 2013-A, 5.00% 7/1/2024	1,500	1,508
County of Miami-Dade, Expressway Auth., Toll System Rev. Ref. Bonds, Series 2013-A, 5.00% 7/1/2025	4,140	4,197
County of Miami-Dade, Expressway Auth., Toll System Rev. Ref. Bonds, Series 2013-A, 5.00% 7/1/2026	4,335	4,371
County of Miami-Dade, Expressway Auth., Toll System Rev. Ref. Bonds, Series 2014-B, 5.00% 7/1/2027	3,000	3,030
County of Miami-Dade, Expressway Auth., Toll System Rev. Ref. Bonds, Series 2016-A, 5.00% 7/1/2028	3,180	3,300
County of Miami-Dade, Expressway Auth., Toll System Rev. Ref. Bonds, Series 2016-A, 5.00% 7/1/2029	7,200	7,472
County of Miami-Dade, Expressway Auth., Toll System Rev. Ref. Bonds, Series 2014-B, 5.00% 7/1/2030	2,000	2,018
County of Miami-Dade, Expressway Auth., Toll System Rev. Ref. Bonds, Series 2016-A, 5.00% 7/1/2030	2,385	2,474
County of Miami-Dade, Expressway Auth., Toll System Rev. Ref. Bonds, Series 2014-B, 5.00% 7/1/2031	2,560	2,583
County of Miami-Dade, Expressway Auth., Toll System Rev. Ref. Bonds, Series 2016-A, 5.00% 7/1/2031	3,300	3,422
County of Miami-Dade, Expressway Auth., Toll System Rev. Ref. Bonds, Series 2016-A, 5.00% 7/1/2034	1,000	1,032
County of Miami-Dade, Health Facs. Auth., Hospital Rev. and Rev. Ref. Bonds (Nicklaus Children's Hospital Project), Series 2021-A, 4.00% 8/1/2046	1,500	1,367

# The Tax-Exempt Bond Fund of America (continued)

Bonds, notes & other debt instruments (continued)	Principal amount (000)	Value (000)
<b>Florida (continued)</b>		
County of Miami-Dade, Health Facs. Auth., Hospital Rev. and Rev. Ref. Bonds (Nicklaus Children's Hospital Project), Series 2021-A, 4.00% 8/1/2051	USD4,085	\$ 3,613
County of Miami-Dade, Multi Family Housing Rev. Bonds (Council Towers Seniors Apartment Homes Project), Series 2023, 5.00% 2/1/2024	1,685	1,692
County of Miami-Dade, Vizcaya in Kendall Community Dev. Dist., Special Assessment Bonds, Series 2016, 3.75% 11/1/2031	300	285
County of Miami-Dade, Vizcaya in Kendall Community Dev. Dist., Special Assessment Bonds, Series 2016, 4.00% 11/1/2036	560	528
County of Miami-Dade, Vizcaya in Kendall Community Dev. Dist., Special Assessment Bonds, Series 2016, 4.125% 11/1/2046	1,240	1,103
County of Miami-Dade, Water and Sewer System Rev. Bonds, Series 2021, 4.00% 10/1/2042	1,650	1,642
County of Miami-Dade, Water and Sewer System Rev. Bonds, Series 2021, 4.00% 10/1/2044	1,000	979
County of Miami-Dade, Water and Sewer System Rev. Ref. Bonds, Series 2017-B, 5.00% 10/1/2031	1,500	1,544
County of Miami-Dade, Water and Sewer System Rev. Ref. Bonds, Series 2017-B, 5.00% 10/1/2032	1,000	1,029
City of Miami Beach, Health Facs. Auth., Hospital Rev. Bonds (Mount Sinai Medical Center of Florida), Series 2021-B, 3.00% 11/15/2051	6,000	4,192
City of Miami Beach, Parking Rev. Bonds, Series 2015, BAM insured, 5.00% 9/1/2040	1,190	1,207
City of Miami Beach, Parking Rev. Bonds, Series 2015, BAM insured, 5.00% 9/1/2045	2,500	2,515
City of Miami Beach, Redev. Agcy., Tax Increment Rev. and Rev. Ref. Bonds (City Center / Historic Convention Village), Series 2015-A, Assured Guaranty Municipal insured, 5.00% 2/1/2032	1,645	1,656
City of Miami Beach, Redev. Agcy., Tax Increment Rev. and Rev. Ref. Bonds (City Center / Historic Convention Village), Series 2015-A, Assured Guaranty Municipal insured, 5.00% 2/1/2034	1,800	1,812
City of Miami Beach, Redev. Agcy., Tax Increment Rev. and Rev. Ref. Bonds (City Center / Historic Convention Village), Series 2015-A, Assured Guaranty Municipal insured, 5.00% 2/1/2040	12,850	12,899
City of Miami Beach, Redev. Agcy., Tax Increment Rev. and Rev. Ref. Bonds (City Center / Historic Convention Village), Series 2015-A, Assured Guaranty Municipal insured, 5.00% 2/1/2044	2,000	2,006
Municipal Power Agcy., All-Requirements Power Supply Project Rev. Bonds, Series 2015-B, 5.00% 10/1/2027	675	698
Municipal Power Agcy., All-Requirements Power Supply Project Rev. Bonds, Series 2015-B, 5.00% 10/1/2031	1,715	1,765
Municipal Power Agcy., All-Requirements Power Supply Project Rev. Ref. Bonds, Series 2016-A, 5.00% 10/1/2029	6,000	6,293
Municipal Power Agcy., All-Requirements Power Supply Project Rev. Ref. Bonds, Series 2016-A, 5.00% 10/1/2030	5,000	5,243
Municipal Power Agcy., All-Requirements Power Supply Project Rev. Ref. Bonds, Series 2016-A, 5.00% 10/1/2031	3,685	3,857
County of Okaloosa, Mid-Bay Bridge Auth., Rev. Bonds, Series 2015-A, 5.00% 10/1/2024	1,750	1,776
County of Okaloosa, Mid-Bay Bridge Auth., Rev. Bonds, Series 2015-A, 5.00% 10/1/2035	1,000	1,012
County of Okaloosa, Mid-Bay Bridge Auth., Rev. Bonds, Series 2015-A, 5.00% 10/1/2040	1,750	1,758
County of Okaloosa, Mid-Bay Bridge Auth., Rev. Bonds, Series 2015-C, 5.00% 10/1/2040	1,900	1,902
County of Orange, Health Facs. Auth., Health Care Facs. Rev. Bonds (Presbyterian Retirement Communities Project), Series 2014, 5.00% 8/1/2026	3,980	4,004
County of Orange, Health Facs. Auth., Health Care Facs. Rev. Bonds (Presbyterian Retirement Communities Project), Series 2015, 5.00% 8/1/2028	2,250	2,278
County of Orange, Health Facs. Auth., Health Care Facs. Rev. Bonds (Presbyterian Retirement Communities Project), Series 2015, 5.00% 8/1/2035	2,200	2,211
County of Orange, Health Facs. Auth., Health Care Facs. Rev. Bonds (Presbyterian Retirement Communities Project), Series 2016, 5.00% 8/1/2036	2,250	2,318
County of Orange, Health Facs. Auth., Health Care Facs. Rev. Bonds (Presbyterian Retirement Communities Project), Series 2015, 5.00% 8/1/2040	3,000	3,001
County of Orange, Health Facs. Auth., Health Care Facs. Rev. Bonds (Presbyterian Retirement Communities Project), Series 2016, 5.00% 8/1/2041	6,820	7,025
County of Orange, Health Facs. Auth., Health Care Facs. Rev. Bonds (Presbyterian Retirement Communities Project), Series 2015, 5.00% 8/1/2045	7,950	7,864
County of Orange, Health Facs. Auth., Health Care Facs. Rev. Bonds (Presbyterian Retirement Communities Project), Series 2016, 5.00% 8/1/2047	6,870	7,076
County of Orange, Health Facs. Auth., Hospital Rev. Bonds (Orlando Health Obligated Group), Series 2019-A, 5.00% 10/1/2024	4,000	4,062
County of Orange, Health Facs. Auth., Hospital Rev. Bonds (Orlando Health Obligated Group), Series 2019-A, 5.00% 10/1/2025	4,000	4,139
County of Orange, Health Facs. Auth., Hospital Rev. Bonds (Orlando Health Obligated Group), Series 2023-A, 5.00% 10/1/2037	1,000	1,100
County of Orange, Health Facs. Auth., Hospital Rev. Bonds (Orlando Health Obligated Group), Series 2023-A, 5.00% 10/1/2038	1,000	1,092

# The Tax-Exempt Bond Fund of America (continued)

Bonds, notes & other debt instruments (continued)	Principal amount (000)	Value (000)
<b>Florida (continued)</b>		
County of Orange, Health Facs. Auth., Hospital Rev. Ref. Bonds (Orlando Health Obligated Group), Series 2016-A, 5.00% 10/1/2034	USD5,000	\$ 5,250
County of Orange, Health Facs. Auth., Hospital Rev. Ref. Bonds (Orlando Health Obligated Group), Series 2016-A, 5.00% 10/1/2036	3,000	3,126
County of Orange, Health Facs. Auth., Rev. Bonds (Presbyterian Retirement Communities Obligated Group Project), Series 2023-A, 5.00% 8/1/2032	500	517
County of Orange, Health Facs. Auth., Rev. Bonds (Presbyterian Retirement Communities Obligated Group Project), Series 2023-A, 4.00% 8/1/2036	5,345	4,940
County of Orange, Health Facs. Auth., Rev. Bonds (Presbyterian Retirement Communities Obligated Group Project), Series 2023-A, 4.00% 8/1/2042	26,770	23,395
County of Orange, Health Facs. Auth., Rev. Bonds (Presbyterian Retirement Communities Obligated Group Project), Series 2023-A, 4.00% 8/1/2047	33,335	28,151
County of Orange, Housing Fin. Auth., Multi Family Housing Rev. Bonds (Stratford Point Apartments), Series 2021-B, 0.55% 1/1/2025 (put 7/1/2024)	2,890	2,781
Orlando Utilities Commission, Utility System Rev. Ref. Bonds, Series 2012-A, 5.00% 10/1/2024	1,000	1,020
Orlando Utilities Commission, Utility System Rev. Ref. Bonds, Series 2021-B, 1.25% 10/1/2046 (put 10/1/2028)	4,000	3,440
County of Palm Beach, Health Facs. Auth., Hospital Rev. Bonds (Baptist Health South Florida Obligated Group), Series 2019, 4.00% 8/15/2049	1,000	948
County of Palm Beach, Health Facs. Auth., Retirement Communities Rev. Bonds (ACTS Retirement - Life Communities, Inc. Obligated Group), Series 2016, 5.00% 11/15/2032	4,430	4,485
County of Palm Beach, Health Facs. Auth., Retirement Communities Rev. Bonds (ACTS Retirement - Life Communities, Inc. Obligated Group), Series 2018-A, 5.00% 11/15/2045	1,125	1,077
County of Palm Beach, Health Facs. Auth., Rev. Bonds (Harbour's Edge Project), Series 2004-B, 4.00% 11/15/2034	1,200	960
County of Palm Beach, Health Facs. Auth., Rev. Bonds (Lifespace Communities, Inc.), Series 2015-C, 5.00% 5/15/2038	2,380	1,972
County of Palm Beach, Health Facs. Auth., Rev. Bonds (Lifespace Communities, Inc.), Series 2020-B, 4.00% 11/15/2041	250	210
County of Palm Beach, Health Facs. Auth., Rev. Bonds (Lifespace Communities, Inc.), Series 2020-B, 5.00% 11/15/2042	2,960	2,843
County of Pasco, Capital Improvement Cigarette Tax Allocation Bonds, Series 2023-A, Assured Guaranty Municipal insured, 5.50% 9/1/2037	250	287
County of Pasco, Capital Improvement Cigarette Tax Allocation Bonds, Series 2023-A, Assured Guaranty Municipal insured, 5.50% 9/1/2038	225	257
County of Pasco, Capital Improvement Cigarette Tax Allocation Bonds, Series 2023-A, Assured Guaranty Municipal insured, 5.50% 9/1/2039	500	569
County of Pasco, Capital Improvement Cigarette Tax Allocation Bonds, Series 2023-A, Assured Guaranty Municipal insured, 5.75% 9/1/2054	3,350	3,778
County of Pasco, Meadow Pointe II Community Dev. Dist., Special Assessment Bonds, Series 2018, Assured Guaranty Municipal insured, 2.875% 5/1/2024	325	322
County of Pasco, Meadow Pointe II Community Dev. Dist., Special Assessment Bonds, Series 2018, Assured Guaranty Municipal insured, 3.00% 5/1/2025	350	345
County of Pasco, Meadow Pointe II Community Dev. Dist., Special Assessment Bonds, Series 2018, Assured Guaranty Municipal insured, 3.125% 5/1/2026	360	357
County of Pasco, Meadow Pointe II Community Dev. Dist., Special Assessment Bonds, Series 2018, Assured Guaranty Municipal insured, 3.25% 5/1/2027	370	367
County of Pasco, Meadow Pointe II Community Dev. Dist., Special Assessment Bonds, Series 2018, Assured Guaranty Municipal insured, 3.40% 5/1/2028	385	384
County of Pasco, Meadow Pointe II Community Dev. Dist., Special Assessment Bonds, Series 2018, Assured Guaranty Municipal insured, 3.50% 5/1/2029	385	386
County of Pasco, Meadow Pointe II Community Dev. Dist., Special Assessment Bonds, Series 2018, Assured Guaranty Municipal insured, 3.875% 5/1/2033	1,710	1,705
County of Pasco, Meadow Pointe II Community Dev. Dist., Special Assessment Bonds, Series 2018, Assured Guaranty Municipal insured, 4.125% 5/1/2039	1,605	1,606
County of Pasco, Meadow Pointe IV Community Dev. Dist., Capital Improvement Rev. Bonds, Series 2014-A, 7.25% 5/1/2035 <sup>5</sup>	330	335
County of Polk, Utility System Rev. and Rev. Ref. Bonds, Series 2020, 4.00% 10/1/2040	1,200	1,196
County of Polk, Utility System Rev. and Rev. Ref. Bonds, Series 2020, 4.00% 10/1/2043	3,000	2,938
City of Pompano Beach, Rev. and Rev. Ref. Bonds (John Knox Village Project), Series 2020, 4.00% 9/1/2040	2,000	1,686
City of Pompano Beach, Rev. and Rev. Ref. Bonds (John Knox Village Project), Series 2020, 5.00% 9/1/2050	5,000	4,630
City of Pompano Beach, Rev. Bonds (John Knox Village Project), Series 2015, 5.00% 9/1/2039	1,590	1,562
City of Pompano Beach, Rev. Bonds (John Knox Village Project), Series 2015, 5.00% 9/1/2044	2,980	2,838
City of Pompano Beach, Rev. Bonds (John Knox Village Project), Series 2021-A, 4.00% 9/1/2051	2,720	2,061
City of Port St. Lucie, Utility System Rev. Ref. Bonds, Series 2016, 4.00% 9/1/2030	1,750	1,784

# The Tax-Exempt Bond Fund of America (continued)

Bonds, notes & other debt instruments (continued)	Principal amount (000)	Value (000)
<b>Florida (continued)</b>		
City of Port St. Lucie, Utility System Rev. Ref. Bonds, Series 2016, 4.00% 9/1/2031	USD2,000	\$2,040
City of Port St. Lucie, Utility System Rev. Ref. Bonds, Series 2016, 4.00% 9/1/2032	1,000	1,019
City of Port St. Lucie, Utility System Rev. Ref. Bonds, Series 2016, 4.00% 9/1/2033	2,900	2,955
City of St. Cloud, Gramercy Farms Community Dev. Dist., Special Assessment Bonds, Series 2007-B, 5.10% 5/1/2014 <sup>5</sup>	10,125	2
City of St. Cloud, Gramercy Farms Community Dev. Dist., Special Assessment Rev. Ref. Bonds, Capital Appreciation Bonds, Series 2011, 0% 5/1/2039 <sup>6</sup>	18,920	2,123
City of St. Cloud, Stevens Plantation Community Dev. Dist., Special Assessment Rev. Bonds, Series 2003-B, 6.375% 5/1/2013 <sup>5</sup>	1,726	1,191
Counties of St. Johns and Duval, Tolomato Community Dev. Dist., Rev. Ref. Bonds, Series 2018-B-1, Assured Guaranty Municipal insured, 2.625% 5/1/2024	410	405
Counties of St. Johns and Duval, Tolomato Community Dev. Dist., Rev. Ref. Bonds, Series 2018-A-1, Assured Guaranty Municipal insured, 2.75% 5/1/2025	1,085	1,061
Counties of St. Johns and Duval, Tolomato Community Dev. Dist., Rev. Ref. Bonds, Series 2018-B-1, Assured Guaranty Municipal insured, 2.75% 5/1/2025	420	411
Counties of St. Johns and Duval, Tolomato Community Dev. Dist., Rev. Ref. Bonds, Series 2019-B, Assured Guaranty Municipal insured, 2.10% 5/1/2026	1,030	973
Counties of St. Johns and Duval, Tolomato Community Dev. Dist., Rev. Ref. Bonds, Series 2019-A-1, Assured Guaranty Municipal insured, 2.125% 5/1/2026	2,390	2,260
Counties of St. Johns and Duval, Tolomato Community Dev. Dist., Rev. Ref. Bonds, Series 2018-A-1, Assured Guaranty Municipal insured, 3.00% 5/1/2026	840	834
Counties of St. Johns and Duval, Tolomato Community Dev. Dist., Rev. Ref. Bonds, Series 2018-B-1, Assured Guaranty Municipal insured, 3.00% 5/1/2026	430	427
Counties of St. Johns and Duval, Tolomato Community Dev. Dist., Rev. Ref. Bonds, Series 2019-A-1, Assured Guaranty Municipal insured, 2.25% 5/1/2027	2,445	2,296
Counties of St. Johns and Duval, Tolomato Community Dev. Dist., Rev. Ref. Bonds, Series 2019-B, Assured Guaranty Municipal insured, 2.25% 5/1/2027	1,055	990
Counties of St. Johns and Duval, Tolomato Community Dev. Dist., Rev. Ref. Bonds, Series 2022-B, Assured Guaranty Municipal insured, 2.625% 5/1/2027	1,445	1,371
Counties of St. Johns and Duval, Tolomato Community Dev. Dist., Rev. Ref. Bonds, Series 2018-A-1, Assured Guaranty Municipal insured, 3.125% 5/1/2027	1,150	1,146
Counties of St. Johns and Duval, Tolomato Community Dev. Dist., Rev. Ref. Bonds, Series 2018-B-1, Assured Guaranty Municipal insured, 3.125% 5/1/2027	445	444
Counties of St. Johns and Duval, Tolomato Community Dev. Dist., Rev. Ref. Bonds, Series 2019-B, Assured Guaranty Municipal insured, 2.30% 5/1/2028	1,080	1,007
Counties of St. Johns and Duval, Tolomato Community Dev. Dist., Rev. Ref. Bonds, Series 2019-A-1, Assured Guaranty Municipal insured, 2.40% 5/1/2028	2,505	2,349
Counties of St. Johns and Duval, Tolomato Community Dev. Dist., Rev. Ref. Bonds, Series 2018-A-1, Assured Guaranty Municipal insured, 3.25% 5/1/2028	1,190	1,192
Counties of St. Johns and Duval, Tolomato Community Dev. Dist., Rev. Ref. Bonds, Series 2018-B-1, Assured Guaranty Municipal insured, 3.25% 5/1/2028	460	461
Counties of St. Johns and Duval, Tolomato Community Dev. Dist., Rev. Ref. Bonds, Series 2019-B, Assured Guaranty Municipal insured, 2.40% 5/1/2029	1,105	1,033
Counties of St. Johns and Duval, Tolomato Community Dev. Dist., Rev. Ref. Bonds, Series 2019-A-1, Assured Guaranty Municipal insured, 2.50% 5/1/2029	2,565	2,413
Counties of St. Johns and Duval, Tolomato Community Dev. Dist., Rev. Ref. Bonds, Series 2019-A-1, Assured Guaranty Municipal insured, 3.00% 5/1/2033	5,515	5,263
Counties of St. Johns and Duval, Tolomato Community Dev. Dist., Rev. Ref. Bonds, Series 2019-B, Assured Guaranty Municipal insured, 3.00% 5/1/2033	2,380	2,265
Counties of St. Johns and Duval, Tolomato Community Dev. Dist., Rev. Ref. Bonds, Series 2019-A-1, Assured Guaranty Municipal insured, 3.00% 5/1/2037	6,230	5,505
Counties of St. Johns and Duval, Tolomato Community Dev. Dist., Rev. Ref. Bonds, Series 2019-B, Assured Guaranty Municipal insured, 3.00% 5/1/2040	4,030	3,397
County of St. Johns, Heritage Landing Community Dev. Dist., Special Assessment Rev. Ref. Bonds, Series 2015, 4.35% 5/1/2036	990	980
County of St. Johns, Industrial Dev. Auth., Rev. Bonds (Presbyterian Retirement Communities Obligated Group Project), Series 2020-A, 4.00% 8/1/2055	5,185	4,247
County of St. Johns, Industrial Dev. Auth., Senior Living Rev. Bonds (Vicars Landing Project), Series 2021-A, 4.00% 12/15/2023	115	115
County of St. Johns, Industrial Dev. Auth., Senior Living Rev. Bonds (Vicars Landing Project), Series 2021-A, 4.00% 12/15/2050	475	344
County of St. Johns, Marshall Creek Community Dev. Dist., Special Assessment Bonds, Series 2002, 5.00% 5/1/2032	1,520	1,514

# The Tax-Exempt Bond Fund of America (continued)

Bonds, notes & other debt instruments (continued)	Principal amount (000)	Value (000)
<b>Florida (continued)</b>		
County of St. Johns, Marshall Creek Community Dev. Dist., Special Assessment Bonds, Series 2016, 6.32% 5/1/2045	USD125	\$ 124
County of St. Johns, Sweetwater Creek Community Dev. Dist., Capital Improvement Rev. Ref. Bonds, Series 2019-A-1, Assured Guaranty Municipal insured, 2.00% 5/1/2024	355	350
County of St. Johns, Sweetwater Creek Community Dev. Dist., Capital Improvement Rev. Ref. Bonds, Series 2019-A-1, Assured Guaranty Municipal insured, 2.125% 5/1/2026	370	348
County of St. Johns, Sweetwater Creek Community Dev. Dist., Capital Improvement Rev. Ref. Bonds, Series 2019-A-1, Assured Guaranty Municipal insured, 2.375% 5/1/2028	385	357
County of St. Johns, Sweetwater Creek Community Dev. Dist., Capital Improvement Rev. Ref. Bonds, Series 2019-A-1, Assured Guaranty Municipal insured, 2.875% 5/1/2033	975	884
County of St. Johns, Sweetwater Creek Community Dev. Dist., Capital Improvement Rev. Ref. Bonds, Series 2019-A-1, Assured Guaranty Municipal insured, 3.00% 5/1/2038	980	823
County of Sarasota, Health Facs. Auth., Retirement Fac. Rev. Improvement Bonds (Sunnyside Village Project), Series 2018, 5.00% 5/15/2048	1,000	895
South Broward Hospital Dist., Hospital Rev. Ref. Bonds (South Broward Hospital Dist. Obligated Group), Series 2016, 3.00% 5/1/2035	675	595
City of South Miami, Health Facs. Auth., Hospital Rev. Ref. Bonds (Baptist Health South Florida Obligated Group), Series 2017, 5.00% 8/15/2042	3,000	3,088
City of South Miami, Health Facs. Auth., Hospital Rev. Ref. Bonds (Baptist Health South Florida Obligated Group), Series 2017, 5.00% 8/15/2047	11,920	12,228
Southeast Overtown/Park West Community Redev. Agcy., Tax Increment Rev. Bonds, Series 2014-A-1, 5.00% 3/1/2030 <sup>1</sup>	1,250	1,258
County of Sumter, Industrial Dev. Auth., Hospital Rev. Bonds (Central Florida Health Alliance Projects), Series 2014-B, 5.00% 7/1/2027	1,000	1,011
County of Sumter, Village Community Dev. Dist. No. 6, Rev. Ref. Bonds, Series 2017, 4.00% 5/1/2024	340	340
County of Sumter, Village Community Dev. Dist. No. 6, Rev. Ref. Bonds, Series 2017, 4.00% 5/1/2025	275	277
County of Sumter, Village Community Dev. Dist. No. 6, Rev. Ref. Bonds, Series 2017, 4.00% 5/1/2026	305	310
County of Sumter, Village Community Dev. Dist. No. 6, Rev. Ref. Bonds, Series 2017, 4.00% 5/1/2027	295	302
County of Sumter, Village Community Dev. Dist. No. 6, Rev. Ref. Bonds, Series 2017, 4.00% 5/1/2028	300	311
County of Sumter, Village Community Dev. Dist. No. 6, Rev. Ref. Bonds, Series 2017, 4.00% 5/1/2029	305	316
City of Tallahassee, Energy System Rev. Ref. Bonds, Series 2017, 5.00% 10/1/2034	2,000	2,059
City of Tallahassee, Energy System Rev. Ref. Bonds, Series 2017, 5.00% 10/1/2035	2,000	2,063
City of Tallahassee, Energy System Rev. Ref. Bonds, Series 2017, 5.00% 10/1/2037	4,525	4,655
City of Tallahassee, Health Facs. Rev. Ref. Bonds (Tallahassee Memorial HealthCare, Inc. Project), Series 2015-A, 5.00% 12/1/2040	1,050	1,050
City of Tampa, Capital Improvement Cigarette Tax Allocation Bonds (H. Lee Moffitt Cancer Center Project), Capital Appreciation Bonds, Series 2020-A, 0% 9/1/2036	830	462
City of Tampa, Capital Improvement Cigarette Tax Allocation Bonds (H. Lee Moffitt Cancer Center Project), Capital Appreciation Bonds, Series 2020-A, 0% 9/1/2038	1,000	494
City of Tampa, Capital Improvement Cigarette Tax Allocation Bonds (H. Lee Moffitt Cancer Center Project), Capital Appreciation Bonds, Series 2020-A, 0% 9/1/2041	1,000	417
City of Tampa, Capital Improvement Cigarette Tax Allocation Bonds (H. Lee Moffitt Cancer Center Project), Capital Appreciation Bonds, Series 2020-A, 0% 9/1/2045	1,850	616
City of Tampa, Capital Improvement Cigarette Tax Allocation Bonds (H. Lee Moffitt Cancer Center Project), Capital Appreciation Bonds, Series 2020-A, 0% 9/1/2053	5,050	1,062
City of Tampa, Rev. and Rev. Ref. Bonds (University of Tampa Project), Series 2015, 5.00% 4/1/2033	1,000	1,022
City of Tampa, Rev. and Rev. Ref. Bonds (University of Tampa Project), Series 2015, 5.00% 4/1/2035	2,000	2,041
City of Tampa, Rev. and Rev. Ref. Bonds (University of Tampa Project), Series 2015, 5.00% 4/1/2040	4,555	4,616
City of Tampa, Rev. and Rev. Ref. Bonds (University of Tampa Project), Series 2015, 5.00% 4/1/2045	1,500	1,515
City of Tampa, Rev. and Rev. Ref. Bonds (University of Tampa Project), Series 2020-A, 4.00% 4/1/2050	16,090	14,688
Tampa-Hillsborough County Expressway Auth., Rev. Bonds, Series 2017, 5.00% 7/1/2047	5,150	5,307
Tampa-Hillsborough County Expressway Auth., Rev. Ref. Bonds, Series 2017-B, 4.00% 7/1/2042	41,550	40,825
County of Volusia, Educational Facs. Auth., Educational Facs. Rev. Bonds (Stetson University, Inc. Project), Series 2015, 5.00% 6/1/2045	2,500	2,533
County of Volusia, Educational Facs. Auth., Educational Facs. Rev. Ref. Bonds (Embry-Riddle Aeronautical University, Inc. Project), Series 2015-B, 5.00% 10/15/2045	4,000	4,116
City of Wildwood, Village Community Dev. Dist. No. 12, Special Assessment Rev. Bonds, Series 2016, 3.875% 5/1/2047	5,115	4,233
City of Wildwood, Village Community Dev. Dist. No. 13, Special Assessment Rev. Bonds, Series 2019, 3.70% 5/1/2050	9,285	7,362



# The Tax-Exempt Bond Fund of America (continued)

Bonds, notes & other debt instruments (continued)	Principal amount (000)	Value (000)
<b>Florida (continued)</b>		
City of Winter Garden, Winter Garden Village at Fowler Groves Community Dev. Dist., Special Assessment Rev. Ref. Bonds, Series 2016, 3.00% 5/1/2024	USD380	\$ 377
City of Winter Garden, Winter Garden Village at Fowler Groves Community Dev. Dist., Special Assessment Rev. Ref. Bonds, Series 2016, 3.75% 5/1/2031	3,400	3,165
City of Winter Garden, Winter Garden Village at Fowler Groves Community Dev. Dist., Special Assessment Rev. Ref. Bonds, Series 2016, 4.125% 5/1/2037	930	860
		<u>984,294</u>
<b>Georgia 2.20%</b>		
County of Appling, Dev. Auth., Pollution Control Rev. Bonds (Oglethorpe Power Corp. Scherer Project), Series 2013-A, 1.50% 1/1/2038 (put 2/3/2025)	1,500	1,422
City of Atlanta, Airport General Rev. Bonds, Series 2019-A, 5.00% 7/1/2044	1,160	1,239
City of Atlanta, Airport General Rev. Bonds, Series 2022-A, 5.00% 7/1/2047	3,000	3,274
City of Atlanta, Airport General Rev. Ref. Bonds, Series 2020-A, 5.00% 7/1/2026	4,225	4,458
City of Atlanta, Airport Passenger Fac. Charge and General Rev. Bonds, Series 2019-C, 5.00% 7/1/2038	10,000	10,864
City of Atlanta, Airport Passenger Fac. Charge and General Rev. Bonds, Series 2019-C, 5.00% 7/1/2039	29,030	31,359
City of Atlanta, Dev. Auth., Rev. Bonds (Georgia State University Research Foundation - Science Park, LLC Project), Series 2016, 5.00% 7/1/2026 (escrowed to maturity)	500	529
City of Atlanta, Dev. Auth., Student Housing Facs. Rev. Ref. Bonds (Piedmont/Ellis, LLC University Commons Project), Series 2013, 5.00% 9/1/2027 (preref. 9/1/2023)	3,500	3,504
City of Atlanta, Tax Allocation Rev. Ref. Bonds (Atlantic Station Project), Series 2017, 5.00% 12/1/2024	1,650	1,683
City of Atlanta, Urban Redev. Agcy., Rev. Bonds (Atlanta Beltline Trail Completion Project), Series 2021, 2.375% 7/1/2026 <sup>1</sup>	650	622
City of Atlanta, Urban Redev. Agcy., Rev. Bonds (Atlanta Beltline Trail Completion Project), Series 2021, 2.875% 7/1/2031 <sup>1</sup>	600	537
City of Atlanta, Urban Redev. Agcy., Rev. Bonds (Atlanta Beltline Trail Completion Project), Series 2021, 3.625% 7/1/2042 <sup>1</sup>	1,210	1,029
City of Atlanta, Urban Redev. Agcy., Rev. Bonds (Atlanta Beltline Trail Completion Project), Series 2021, 3.875% 7/1/2051 <sup>1</sup>	2,470	2,035
City of Atlanta, Urban Residential Fin. Auth., Multi Family Housing Rev. Bonds (Intrada Westside), Series 2021-B, 0.41% 3/1/2024 (put 9/1/2023)	2,000	1,993
City of Atlanta, Urban Residential Fin. Auth., Multi Family Housing Rev. Bonds (Sylvan Hills Senior Apartments Project), Series 2020, 0.41% 12/1/2025 (put 12/1/2023)	6,500	6,405
City of Atlanta, Water and Wastewater Rev. and Rev. Ref. Bonds, Series 2018-B, 4.00% 11/1/2034	1,960	2,019
City of Atlanta, Water and Wastewater Rev. and Rev. Ref. Bonds, Series 2018-B, 4.00% 11/1/2035	1,910	1,958
City of Atlanta, Water and Wastewater Rev. and Rev. Ref. Bonds, Series 2018-B, 4.00% 11/1/2036	1,000	1,019
City of Atlanta, Water and Wastewater Rev. and Rev. Ref. Bonds, Series 2018-B, 4.00% 11/1/2038	5,250	5,298
City of Atlanta, Water and Wastewater Rev. Bonds, Series 2001-A, National insured, 5.50% 11/1/2027	5,450	5,672
City of Atlanta, Water and Wastewater Rev. Ref. Bonds, Series 2015, 5.00% 11/1/2032	3,925	4,053
City of Atlanta, Water and Wastewater Rev. Ref. Bonds, Series 2019, 4.00% 11/1/2033	1,000	1,049
City of Atlanta, Water and Wastewater Rev. Ref. Bonds, Series 2019, 4.00% 11/1/2034	2,000	2,091
City of Atlanta, Water and Wastewater Rev. Ref. Bonds, Series 2019, 4.00% 11/1/2035	1,750	1,817
City of Atlanta, Water and Wastewater Rev. Ref. Bonds, Series 2015, 5.00% 11/1/2040	17,280	17,687
County of Baldwin and City of Milledgeville, Dev. Auth., Rev. Bonds (Georgia College & State University Projects), Series 2021, 5.00% 6/15/2024	280	284
County of Baldwin and City of Milledgeville, Dev. Auth., Rev. Bonds (Georgia College & State University Projects), Series 2021, 5.00% 6/15/2025	215	221
County of Baldwin and City of Milledgeville, Dev. Auth., Rev. Bonds (Georgia College & State University Projects), Series 2021, 5.00% 6/15/2026	450	471
County of Baldwin and City of Milledgeville, Dev. Auth., Rev. Bonds (Georgia College & State University Projects), Series 2021, 5.00% 6/15/2027	155	165
County of Baldwin and City of Milledgeville, Dev. Auth., Rev. Bonds (Georgia College & State University Projects), Series 2021, 5.00% 6/15/2028	190	207
County of Baldwin and City of Milledgeville, Dev. Auth., Rev. Bonds (Georgia College & State University Projects), Series 2021, 5.00% 6/15/2029	165	183
County of Baldwin and City of Milledgeville, Dev. Auth., Rev. Bonds (Georgia College & State University Projects), Series 2021, 5.00% 6/15/2034	1,000	1,123
County of Baldwin and City of Milledgeville, Dev. Auth., Rev. Bonds (Georgia College & State University Projects), Series 2021, 5.00% 6/15/2035	1,000	1,116
County of Baldwin and City of Milledgeville, Dev. Auth., Rev. Bonds (Georgia College & State University Projects), Series 2021, 4.00% 6/15/2036	1,000	1,007

# The Tax-Exempt Bond Fund of America (continued)

Bonds, notes & other debt instruments (continued)	Principal amount (000)	Value (000)
<b>Georgia (continued)</b>		
County of Baldwin and City of Milledgeville, Dev. Auth., Rev. Bonds (Georgia College & State University Projects), Series 2021, 4.00% 6/15/2037	USD1,500	\$ 1,493
Counties of Bleckley and Dodge, Joint Dev. Auth., Rev. Ref. Bonds (USG Real Estate Foundation VII, LLC Project), Series 2018, 5.00% 7/1/2034	1,410	1,513
Counties of Bleckley and Dodge, Joint Dev. Auth., Rev. Ref. Bonds (USG Real Estate Foundation VII, LLC Project), Series 2018, 5.00% 7/1/2035	1,580	1,688
Counties of Bleckley and Dodge, Joint Dev. Auth., Rev. Ref. Bonds (USG Real Estate Foundation VII, LLC Project), Series 2018, 5.00% 7/1/2036	1,230	1,301
Counties of Bleckley and Dodge, Joint Dev. Auth., Rev. Ref. Bonds (USG Real Estate Foundation VII, LLC Project), Series 2018, 5.00% 7/1/2037	1,075	1,128
County of Burke, Dev. Auth., Pollution Control Rev. Bonds (Georgia Power Co. Plant Vogtle Project), Series 1995-5, 2.20% 10/1/2032	1,065	853
County of Burke, Dev. Auth., Pollution Control Rev. Bonds (Georgia Power Co. Plant Vogtle Project), Series 2013, 2.925% 11/1/2053 (put 3/12/2024)	12,420	12,282
County of Burke, Dev. Auth., Pollution Control Rev. Bonds (Georgia Transmission Corp. Vogtle Project), Series 2012, 2.75% 1/1/2052	32,525	21,463
County of Burke, Dev. Auth., Pollution Control Rev. Bonds (Oglethorpe Power Corp. Vogtle Project), Series 2013-A, 1.50% 1/1/2040 (put 2/3/2025)	9,515	9,019
County of Burke, Dev. Auth., Pollution Control Rev. Bonds (Oglethorpe Power Corp. Vogtle Project), Series 2017-C, 4.125% 11/1/2045	5,000	4,508
County of Cobb, Dev. Auth., Parking and Dining Hall Lease Rev. Ref. Bonds (Kennesaw State University Real Estate Foundations Projects), Series 2017, 5.00% 7/15/2030	500	540
County of Cobb, Dev. Auth., Parking and Dining Hall Lease Rev. Ref. Bonds (Kennesaw State University Real Estate Foundations Projects), Series 2017, 5.00% 7/15/2033	1,370	1,474
County of Cobb, Kennestone Hospital Auth., Rev. Anticipation Certs. (Wellstar Health System, Inc. Project), Series 2022-A, 4.00% 4/1/2052	9,280	8,554
City of Dahlonega, Downtown Dev. Auth., Rev. Ref. Bonds (North Georgia Mac, LLC Project), Series 2017, 5.00% 7/1/2036	1,500	1,580
City of Dalton, Combined Utilities Rev. Bonds, Series 2020, 5.00% 3/1/2030	1,000	1,099
City of Dalton, Combined Utilities Rev. Bonds, Series 2020, 5.00% 3/1/2031	1,000	1,100
City of Dalton, Combined Utilities Rev. Bonds, Series 2020, 5.00% 3/1/2032	1,000	1,100
City of Dalton, Combined Utilities Rev. Bonds, Series 2020, 4.00% 3/1/2036	1,000	999
City of Dalton, Combined Utilities Rev. Bonds, Series 2020, 4.00% 3/1/2038	1,000	990
City of Dalton, Combined Utilities Rev. Bonds, Series 2020, 4.00% 3/1/2039	1,000	983
City of Dalton, Combined Utilities Rev. Bonds, Series 2020, 4.00% 3/1/2040	1,000	979
City of Dalton, Combined Utilities Rev. Bonds, Series 2020, 4.00% 3/1/2041	1,000	975
County of Fayette, Hospital Auth., Rev. Anticipation Certs. (Piedmont Healthcare, Inc. Project), Series 2019-A, 5.00% 7/1/2054 (put 7/1/2024)	4,140	4,161
County of Fulton, Dev. Auth., Multi Family Housing Rev. Bonds (Jonesboro Road Senior Village), Series 2022-B, 3.00% 10/1/2025 (put 10/1/2024)	3,025	2,995
Hospital Auth. of Hall County and City of Gainesville, Rev. Anticipation Certs. (Northeast Georgia Health System, Inc. Project), Series 2014-A, 5.25% 8/15/2049 (preref. 2/15/2025)	7,150	7,367
County of Gwinnett, Dev. Auth., Certs. of Part. (Gwinnett County Public Schools Project), Series 2006, National insured, 5.25% 1/1/2024	2,500	2,521
County of Gwinnett, Dev. Auth., Certs. of Part. (Gwinnett County Public Schools Project), Series 2006, National insured, 5.25% 1/1/2025	2,500	2,574
County of Gwinnett, Dev. Auth., Rev. Ref. Bonds (Georgia Gwinnett College Student Housing Project), Series 2017-A, 5.00% 7/1/2031	1,000	1,068
County of Gwinnett, Dev. Auth., Rev. Ref. Bonds (Georgia Gwinnett College Student Housing Project), Series 2017-A, 5.00% 7/1/2034	1,500	1,590
County of Gwinnett, Dev. Auth., Rev. Ref. Bonds (Georgia Gwinnett College Student Housing Project), Series 2017-A, 5.00% 7/1/2036	5,405	5,667
Higher Education Facs. Auth., Rev. Ref. Bonds (USG Real Estate Foundation I, LLC Project), Series 2015, 5.00% 6/15/2030	2,250	2,304
Higher Education Facs. Auth., Rev. Ref. Bonds (USG Real Estate Foundation III, LLC Project), Series 2020, 5.00% 6/15/2028	1,800	1,958
Housing and Fin. Auth., Single Family Mortgage Bonds, Series 2015-A-1, 3.50% 6/1/2045	195	194
Housing and Fin. Auth., Single Family Mortgage Bonds, Series 2016-A-1, 3.50% 12/1/2046	450	445
Housing and Fin. Auth., Single Family Mortgage Bonds, Series 2020-A, 4.00% 6/1/2050	2,135	2,117
County of Houston, Hospital Auth., Rev. Bonds (Houston Hospital, Inc.), Series 2016-B, 5.00% 10/1/2031 (preref. 4/1/2024) <sup>4</sup>	1,120	1,128
Main Street Natural Gas, Inc., Gas Supply Rev. Bonds, Series 2019-A, 5.00% 5/15/2043	1,140	1,141
Main Street Natural Gas, Inc., Gas Supply Rev. Bonds, Series 2018-A, 4.00% 4/1/2048 (put 9/1/2023)	16,000	16,007

# The Tax-Exempt Bond Fund of America (continued)

Bonds, notes & other debt instruments (continued)	Principal amount (000)	Value (000)
<b>Georgia (continued)</b>		
Main Street Natural Gas, Inc., Gas Supply Rev. Bonds, Series 2018-B, (3-month USD-LIBOR x 0.67 + 0.75%) 4.237% 4/1/2048 (put 9/1/2023) <sup>2,3</sup>	USD4,500	\$ 4,501
Main Street Natural Gas, Inc., Gas Supply Rev. Bonds, Series 2018-C, 4.00% 8/1/2048 (put 12/1/2023)	8,000	8,009
Main Street Natural Gas, Inc., Gas Supply Rev. Bonds, Series 2018-D, (3-month USD-LIBOR x 0.67 + 0.83%) 4.317% 8/1/2048 (put 12/1/2023) <sup>2,3</sup>	2,000	2,001
Main Street Natural Gas, Inc., Gas Supply Rev. Bonds, Series 2019-A, 5.00% 5/15/2049	3,250	3,283
Main Street Natural Gas, Inc., Gas Supply Rev. Bonds, Series 2021-C, 4.00% 5/1/2052 (put 12/1/2028)	4,305	4,252
Main Street Natural Gas, Inc., Gas Supply Rev. Bonds, Series 2022-A, 4.00% 9/1/2052 (put 12/1/2029)	10,000	9,831
Main Street Natural Gas, Inc., Gas Supply Rev. Bonds, Series 2023-A, 5.00% 6/1/2053 (put 6/1/2030)	11,560	11,964
Main Street Natural Gas, Inc., Gas Supply Rev. Bonds, Series 2023-B, 5.00% 7/1/2053 (put 3/1/2030)	39,600	41,542
Main Street Natural Gas, Inc., Gas Supply Rev. Bonds, Series 2023-C, 5.00% 9/1/2053 (put 12/1/2029)	32,550	34,236
County of Monroe, Dev. Auth., Pollution Control Rev. Bonds (Georgia Power Co. Plant Scherer Project), Series 2009-1, 1.00% 7/1/2049 (put 8/1/2026)	2,000	1,776
County of Monroe, Dev. Auth., Pollution Control Rev. Bonds (Oglethorpe Power Corp. Scherer Project), Series 2013-A, 1.50% 1/1/2039 (put 2/3/2025)	5,215	4,943
Municipal Electric Auth., General Resolution Projects Bonds, Series 2021-A, 5.00% 1/1/2034	1,500	1,683
Municipal Electric Auth., General Resolution Projects Bonds, Series 2021-A, 5.00% 1/1/2035	1,250	1,395
Municipal Electric Auth., General Resolution Projects Bonds, Series 2021-A, 5.00% 1/1/2036	875	968
Municipal Electric Auth., Plant Vogtle Units 3 and 4 Project J Bonds, Series 2019-A, 5.00% 1/1/2034	8,250	8,738
Municipal Electric Auth., Plant Vogtle Units 3 and 4 Project J Bonds, Series 2021-A, Assured Guaranty Municipal insured, 4.00% 1/1/2040	720	712
Municipal Electric Auth., Plant Vogtle Units 3 and 4 Project J Bonds, Series 2021-A, Assured Guaranty Municipal insured, 4.00% 1/1/2051	2,345	2,136
Municipal Electric Auth., Plant Vogtle Units 3 and 4 Project J Bonds, Series 2021-A, Assured Guaranty Municipal insured, 5.00% 1/1/2056	8,750	8,913
Municipal Electric Auth., Plant Vogtle Units 3 and 4 Project J Bonds, Series 2015-A, 5.50% 7/1/2060	11,250	11,382
Municipal Electric Auth., Plant Vogtle Units 3 and 4 Project J Bonds, Series 2021-A, Assured Guaranty Municipal insured, 5.00% 1/1/2062	4,500	4,662
Municipal Electric Auth., Plant Vogtle Units 3 and 4 Project M Bonds, Series 2019-A, 5.00% 1/1/2026	400	413
Municipal Electric Auth., Plant Vogtle Units 3 and 4 Project M Bonds, Series 2021-A, Assured Guaranty Municipal insured, 4.00% 1/1/2040	800	791
Municipal Electric Auth., Plant Vogtle Units 3 and 4 Project M Bonds, Series 2019-A, 5.00% 1/1/2056	5,000	5,054
Municipal Electric Auth., Plant Vogtle Units 3 and 4 Project M Bonds, Series 2021-A, Assured Guaranty Municipal insured, 5.00% 1/1/2062	2,000	2,072
Municipal Electric Auth., Plant Vogtle Units 3 and 4 Project P Bonds, Series 2021-A, 4.00% 1/1/2046	1,320	1,167
Municipal Electric Auth., Plant Vogtle Units 3 and 4 Project P Bonds, Series 2021-A, 5.00% 1/1/2063	800	802
Municipal Electric Auth., Project One Bonds, Series 2019-A, 5.00% 1/1/2032	1,450	1,564
Municipal Electric Auth., Project One Bonds, Series 2019-A, 5.00% 1/1/2033	1,200	1,290
Municipal Electric Auth., Project One Bonds, Series 2021-A, 5.00% 1/1/2034	13,635	15,301
Municipal Electric Auth., Project One Bonds, Series 2019-A, 5.00% 1/1/2035	1,855	1,986
Municipal Electric Auth., Project One Bonds, Series 2019-A, 5.00% 1/1/2037	2,240	2,362
Municipal Electric Auth., Project One Bonds, Series 2021-A, 5.00% 1/1/2038	2,000	2,138
Municipal Electric Auth., Project One Bonds, Series 2019-A, 5.00% 1/1/2039	1,215	1,262
Municipal Electric Auth., Project One Bonds, Series 2019-A, 5.00% 1/1/2044	8,460	8,649
Municipal Electric Auth., Project One Bonds, Series 2021-A, 5.00% 1/1/2046	6,710	6,957
Municipal Electric Auth., Project One Bonds, Series 2019-A, 4.00% 1/1/2049	4,000	3,682
Municipal Electric Auth., Project One Bonds, Series 2021-A, 4.00% 1/1/2051	7,000	6,386
County of Paulding, Hospital Auth., Rev. Anticipation Certs. (Wellstar Health System, Inc.), Series 2022-A, 4.00% 4/1/2041	1,000	974
Private Colleges and Universities Auth., Rev. Bonds (The Savannah College of Art and Design Projects), Series 2014, 5.00% 4/1/2026 (preref. 4/1/2024)	4,500	4,553
Private Colleges and Universities Auth., Rev. Bonds (The Savannah College of Art and Design Projects), Series 2014, 5.00% 4/1/2029 (preref. 4/1/2024)	1,250	1,265
Private Colleges and Universities Auth., Rev. Bonds (The Savannah College of Art and Design Projects), Series 2014, 5.00% 4/1/2033 (preref. 4/1/2024)	1,000	1,012
Private Colleges and Universities Auth., Rev. Bonds (The Savannah College of Art and Design Projects), Series 2021, 4.00% 4/1/2044	3,500	3,380
Private Colleges and Universities Auth., Rev. Bonds (The Savannah College of Art and Design Projects), Series 2014, 5.00% 4/1/2044 (preref. 4/1/2024)	2,655	2,686
County of Richmond, Hospital Auth., Rev. Anticipation Certs. (University Health Services, Inc. Project), Series 2016, 5.00% 1/1/2028	1,135	1,182
South Regional Joint Dev. Auth., Rev. Ref. Bonds (Valdosta State University Parking and Student Service Center Project), Series 2016-A, 5.00% 8/1/2038	2,500	2,572

# The Tax-Exempt Bond Fund of America (continued)

Bonds, notes & other debt instruments (continued)	Principal amount (000)	Value (000)
<b>Georgia (continued)</b>		
County of Spalding, Griffin-Spalding County Hospital Auth., Rev. Anticipation Certs. (Wellstar Health System, Inc. Project), Series 2017-A, 3.75% 4/1/2047	USD1,335	\$ 1,125
City of Valdosta, Housing Auth., Multi Family Housing Rev. Bonds (TISHCO Rural Rental Housing Portfolio Project), Series 2022, 1.25% 2/1/2025 (put 2/1/2024)	1,155	1,138
City of Villa Rica, Downtown Dev. Auth., Multi Family Housing Rev. Bonds (Arbours at Villa Rica Project), Series 2022, 1.25% 8/1/2025 (put 8/1/2024)	8,900	8,638
		504,579
<b>Guam 0.15%</b>		
Business Privilege Tax Bonds, Series 2015-D, 5.00% 11/15/2039	5,110	5,089
Business Privilege Tax Rev. Ref. Bonds, Series 2021-F, 5.00% 1/1/2028	665	688
Business Privilege Tax Rev. Ref. Bonds, Series 2015-D, 5.00% 11/15/2028	3,000	3,051
Business Privilege Tax Rev. Ref. Bonds, Series 2021-F, 5.00% 1/1/2029	1,000	1,042
Business Privilege Tax Rev. Ref. Bonds, Series 2015-D, 5.00% 11/15/2031	1,000	1,016
Business Privilege Tax Rev. Ref. Bonds, Series 2021-F, 4.00% 1/1/2036	5,000	4,797
Business Privilege Tax Rev. Ref. Bonds, Series 2021-F, 4.00% 1/1/2042	5,820	5,164
Limited Obligation Bonds (Section 30), Series 2016-A, 5.00% 12/1/2031	1,000	1,029
Limited Obligation Bonds (Section 30), Series 2016-A, 5.00% 12/1/2033	1,400	1,437
Limited Obligation Bonds (Section 30), Series 2016-A, 5.00% 12/1/2046	1,000	971
Limited Obligation Rev. Ref. Bonds (Section 30), Series 2016-A, 5.00% 12/1/2027	2,615	2,700
Port Auth., Port Rev. Bonds, Series 2018-A, 5.00% 7/1/2048	3,245	3,309
Power Auth., Rev. Bonds, Series 2014-A, Assured Guaranty Municipal insured, 5.00% 10/1/2024	745	753
Power Auth., Rev. Bonds, Series 2014-A, Assured Guaranty Municipal insured, 5.00% 10/1/2028	400	406
Power Auth., Rev. Bonds, Series 2014-A, Assured Guaranty Municipal insured, 5.00% 10/1/2039	500	510
Power Auth., Rev. Bonds, Series 2014-A, Assured Guaranty Municipal insured, 5.00% 10/1/2044	750	764
Power Auth., Rev. Ref. Bonds, Series 2017-A, 5.00% 10/1/2035	1,885	1,957
		34,683
<b>Hawaii 0.51%</b>		
Airports System Rev. Bonds, Series 2018-D, 5.00% 7/1/2030	4,960	5,639
Airports System Rev. Bonds, Series 2020-C, 5.00% 7/1/2050	10,295	10,953
Airports System Rev. Ref. Bonds, Series 2020-D, 4.00% 7/1/2036	3,770	3,878
Dept. of Budget and Fin., Special Purpose Rev. Ref. Bonds (Hawaiian Electric Co., Inc.), Series 2019, 3.20% 7/1/2039	10,000	8,682
G.O. Bonds, Series 2018-FT, 5.00% 1/1/2031	7,510	8,193
Harbor System Rev. Bonds, Series 2020-C, 4.00% 7/1/2037	600	610
Harbor System Rev. Bonds, Series 2020-C, 4.00% 7/1/2038	875	886
Harbor System Rev. Bonds, Series 2020-C, 4.00% 7/1/2040	425	426
City and County of Honolulu, G.O. Bonds (Honolulu Rail Transit Project), Series 2019-E, 5.00% 9/1/2025 (put 9/1/2023)	3,500	3,504
City and County of Honolulu, G.O. Rev. Ref. Bonds, Series 2022-A, 5.00% 11/1/2029	2,750	3,109
City and County of Honolulu, Multifamily Housing Rev. Bonds (Maunakea Tower Apartments), Series 2023, 5.00% 6/1/2027 (put 6/1/2026)	11,500	11,912
City and County of Honolulu, Wastewater System Rev. Bonds (First Bond Resolution), Series 2015-B, 5.00% 7/1/2026	1,000	1,035
City and County of Honolulu, Wastewater System Rev. Bonds (First Bond Resolution), Series 2016-A, 5.00% 7/1/2029	1,000	1,055
City and County of Honolulu, Wastewater System Rev. Bonds (First Bond Resolution), Series 2016-A, 5.00% 7/1/2030	2,725	2,871
City and County of Honolulu, Wastewater System Rev. Bonds (First Bond Resolution), Series 2016-A, 5.00% 7/1/2032	1,000	1,051
City and County of Honolulu, Wastewater System Rev. Bonds (First Bond Resolution), Series 2016-A, 5.00% 7/1/2033	1,650	1,729
City and County of Honolulu, Wastewater System Rev. Bonds (First Bond Resolution), Series 2016-A, 5.00% 7/1/2034	1,140	1,193
City and County of Honolulu, Wastewater System Rev. Bonds (First Bond Resolution), Series 2016-B, 5.00% 7/1/2035	3,750	3,910
City and County of Honolulu, Wastewater System Rev. Bonds (First Bond Resolution), Series 2018-A, 5.00% 7/1/2035	4,935	5,357
City and County of Honolulu, Wastewater System Rev. Bonds (First Bond Resolution), Series 2019-A, 4.00% 7/1/2036	2,100	2,161

# The Tax-Exempt Bond Fund of America (continued)

Bonds, notes & other debt instruments (continued)	Principal amount (000)	Value (000)
<b>Hawaii (continued)</b>		
City and County of Honolulu, Wastewater System Rev. Bonds (First Bond Resolution), Series 2016-B, 5.00% 7/1/2036	USD2,500	\$ 2,597
City and County of Honolulu, Wastewater System Rev. Bonds (First Bond Resolution), Series 2018-A, 5.00% 7/1/2036	2,500	2,699
City and County of Honolulu, Wastewater System Rev. Bonds (First Bond Resolution), Series 2016-B, 5.00% 7/1/2037	2,745	2,846
City and County of Honolulu, Wastewater System Rev. Bonds (First Bond Resolution), Series 2018-A, 5.00% 7/1/2037	4,270	4,586
City and County of Honolulu, Wastewater System Rev. Bonds (First Bond Resolution), Series 2018-A, 5.00% 7/1/2047	8,750	9,211
City and County of Honolulu, Wastewater System Rev. Ref. Bonds (First Bond Resolution), Series 2019-B, 4.00% 7/1/2035	3,500	3,637
City and County of Honolulu, Wastewater System Rev. Ref. Bonds (First Bond Resolution), Series 2019-B, 4.00% 7/1/2037	6,190	6,324
City and County of Honolulu, Wastewater System Rev. Ref. Bonds (First Bond Resolution), Series 2019-B, 4.00% 7/1/2038	7,000	7,100
		<u>117,154</u>
<b>Idaho 0.24%</b>		
Health Facs. Auth., Hospital Rev. Bonds (Trinity Health Credit Group), Series 2017-A, 5.00% 12/1/2042	1,115	1,157
Health Facs. Auth., Hospital Rev. Bonds (Trinity Health Credit Group), Series 2017-A, 5.00% 12/1/2047	5,750	5,918
Health Facs. Auth., Rev. Bonds (Kootenai Health Project), Series 2014-A, 4.375% 7/1/2034	1,750	1,762
Health Facs. Auth., Rev. Bonds (Kootenai Health Project), Series 2014-A, 4.75% 7/1/2044	5,750	5,623
Health Facs. Auth., Rev. Bonds (Kootenai Health Project), Series 2017-A, 5.00% 7/1/2047	13,680	13,940
Health Facs. Auth., Rev. Bonds (St. Luke's Health System Project), Series 2021-A, 5.00% 3/1/2032	315	358
Health Facs. Auth., Rev. Bonds (St. Luke's Health System Project), Series 2021-A, 4.00% 3/1/2034	400	406
Health Facs. Auth., Rev. Bonds (St. Luke's Health System Project), Series 2021-A, 4.00% 3/1/2041	850	807
Health Facs. Auth., Rev. Bonds (St. Luke's Health System Project), Series 2021-A, 4.00% 3/1/2046	6,300	5,699
Health Facs. Auth., Rev. Bonds (St. Luke's Health System Project), Series 2021-A, 4.00% 3/1/2051	4,500	3,977
Housing and Fin. Assn., Grant and Rev. Anticipation Bonds (Federal Highway Trust Fund), Series 2021-A, 4.00% 7/15/2038	2,065	2,044
Housing and Fin. Assn., Grant and Rev. Anticipation Bonds (Federal Highway Trust Fund), Series 2021-A, 4.00% 7/15/2039	2,000	1,967
Housing and Fin. Assn., Sales Tax Rev. Bonds (Transportation Expansion and Congestion Mitigation Fund), Series 2023-A, 5.00% 8/15/2036	1,000	1,165
Housing and Fin. Assn., Sales Tax Rev. Bonds (Transportation Expansion and Congestion Mitigation Fund), Series 2022-A, 5.00% 8/15/2037	835	948
Housing and Fin. Assn., Sales Tax Rev. Bonds (Transportation Expansion and Congestion Mitigation Fund), Series 2022-A, 5.00% 8/15/2047	5,000	5,437
Housing and Fin. Assn., Single Family Mortgage Bonds, Series 2019-A, 4.00% 1/1/2050	2,710	2,686
		<u>53,894</u>
<b>Illinois 10.89%</b>		
Build Illinois Bonds, Sales Tax Rev. Bonds, Series 2013, 5.00% 6/15/2026	5,000	5,006
Build Illinois Bonds, Sales Tax Rev. Bonds, Series 2018-B, 5.00% 6/15/2033	3,500	3,673
Build Illinois Bonds, Sales Tax Rev. Ref. Bonds, Series 2016-D, 5.00% 6/15/2025	2,135	2,192
Build Illinois Bonds, Sales Tax Rev. Ref. Bonds, Series 2016-D, 5.00% 6/15/2026	1,010	1,050
Build Illinois Bonds, Sales Tax Rev. Ref. Bonds, Series 2016-C, 4.00% 6/15/2027	5,500	5,564
Build Illinois Bonds, Sales Tax Rev. Ref. Bonds, Series 2021-C, 5.00% 6/15/2027	1,000	1,055
Build Illinois Bonds, Sales Tax Rev. Ref. Bonds, Series 2016-D, 5.00% 6/15/2029	3,500	3,620
City of Chicago, Board of Education, Unlimited Tax G.O. Bonds (Dedicated Rev.), Series 2021-A, 5.00% 12/1/2032	4,775	5,026
City of Chicago, Board of Education, Unlimited Tax G.O. Bonds (Dedicated Rev.), Series 2021-A, 5.00% 12/1/2035	2,060	2,143
City of Chicago, Board of Education, Unlimited Tax G.O. Bonds (Dedicated Rev.), Series 2021-A, 5.00% 12/1/2036	1,510	1,558
City of Chicago, Board of Education, Unlimited Tax G.O. Bonds (Dedicated Rev.), Series 2021-A, 5.00% 12/1/2038	945	962
City of Chicago, Board of Education, Unlimited Tax G.O. Bonds (Dedicated Rev.), Series 2021-A, 5.00% 12/1/2039	5,500	5,578



# The Tax-Exempt Bond Fund of America (continued)

Bonds, notes & other debt instruments (continued)	Principal amount (000)	Value (000)
<b>Illinois (continued)</b>		
City of Chicago, Board of Education, Unlimited Tax G.O. Bonds (Dedicated Rev.), Series 2015-C, 5.25% 12/1/2039	USD3,000	\$ 3,006
City of Chicago, Board of Education, Unlimited Tax G.O. Bonds (Dedicated Rev.), Series 2021-A, 5.00% 12/1/2040	1,000	1,008
City of Chicago, Board of Education, Unlimited Tax G.O. Bonds (Dedicated Rev.), Series 2021-A, 5.00% 12/1/2041	925	930
City of Chicago, Board of Education, Unlimited Tax G.O. Bonds (Dedicated Rev.), Series 2018-D, 5.00% 12/1/2046	10,000	9,823
City of Chicago, Board of Education, Unlimited Tax G.O. Bonds (Dedicated Rev.), Series 2016-B, 6.50% 12/1/2046	1,350	1,412
City of Chicago, Board of Education, Unlimited Tax G.O. Bonds (Dedicated Rev.), Series 2017-A, 7.00% 12/1/2046 <sup>1</sup>	28,810	31,068
City of Chicago, Board of Education, Unlimited Tax G.O. Rev. Ref. Bonds (Dedicated Rev.), Series 2017-C, 5.00% 12/1/2023	5,750	5,767
City of Chicago, Board of Education, Unlimited Tax G.O. Rev. Ref. Bonds (Dedicated Rev.), Series 2018-C, Assured Guaranty Municipal insured, 5.00% 12/1/2023	6,000	6,018
City of Chicago, Board of Education, Unlimited Tax G.O. Rev. Ref. Bonds (Dedicated Rev.), Series 2005-A, AMBAC insured, 5.50% 12/1/2023	905	909
City of Chicago, Board of Education, Unlimited Tax G.O. Rev. Ref. Bonds (Dedicated Rev.), Series 2018-A, Assured Guaranty Municipal insured, 5.00% 12/1/2024	4,075	4,130
City of Chicago, Board of Education, Unlimited Tax G.O. Rev. Ref. Bonds (Dedicated Rev.), Series 2017-C, 5.00% 12/1/2025	1,000	1,023
City of Chicago, Board of Education, Unlimited Tax G.O. Rev. Ref. Bonds (Dedicated Rev.), Series 2018-A, 5.00% 12/1/2025	3,445	3,525
City of Chicago, Board of Education, Unlimited Tax G.O. Rev. Ref. Bonds (Dedicated Rev.), Series 2018-A, Assured Guaranty Municipal insured, 5.00% 12/1/2025	1,625	1,660
City of Chicago, Board of Education, Unlimited Tax G.O. Rev. Ref. Bonds (Dedicated Rev.), Series 2005-A, AMBAC insured, 5.50% 12/1/2025	2,495	2,555
City of Chicago, Board of Education, Unlimited Tax G.O. Rev. Ref. Bonds (Dedicated Rev.), Series 2017-C, 5.00% 12/1/2026	2,570	2,653
City of Chicago, Board of Education, Unlimited Tax G.O. Rev. Ref. Bonds (Dedicated Rev.), Series 2018-A, Assured Guaranty Municipal insured, 5.00% 12/1/2026	2,905	2,998
City of Chicago, Board of Education, Unlimited Tax G.O. Rev. Ref. Bonds (Dedicated Rev.), Series 2017-C, 5.00% 12/1/2027	3,500	3,639
City of Chicago, Board of Education, Unlimited Tax G.O. Rev. Ref. Bonds (Dedicated Rev.), Series 2018-A, Assured Guaranty Municipal insured, 5.00% 12/1/2027	1,500	1,560
City of Chicago, Board of Education, Unlimited Tax G.O. Rev. Ref. Bonds (Dedicated Rev.), Series 2018-C, Assured Guaranty Municipal insured, 5.00% 12/1/2028	9,000	9,520
City of Chicago, Board of Education, Unlimited Tax G.O. Rev. Ref. Bonds (Dedicated Rev.), Series 2018-C, Assured Guaranty Municipal insured, 5.00% 12/1/2029	7,000	7,387
City of Chicago, Board of Education, Unlimited Tax G.O. Rev. Ref. Bonds (Dedicated Rev.), Series 2017-C, 5.00% 12/1/2030	4,000	4,100
City of Chicago, Board of Education, Unlimited Tax G.O. Rev. Ref. Bonds (Dedicated Rev.), Series 2005-A, AMBAC insured, 5.50% 12/1/2030	3,255	3,491
City of Chicago, Board of Education, Unlimited Tax G.O. Rev. Ref. Bonds (Dedicated Rev.), Series 2017-C, 5.00% 12/1/2034	11,840	12,066
City of Chicago, Board of Education, Unlimited Tax G.O. Rev. Ref. Bonds (Dedicated Rev.), Series 2017-G, 5.00% 12/1/2034	10,000	10,191
City of Chicago, Board of Education, Unlimited Tax G.O. Rev. Ref. Bonds (Dedicated Rev.), Series 2012-B, 4.00% 12/1/2035	7,500	7,112
City of Chicago, Board of Education, Unlimited Tax G.O. Rev. Ref. Bonds (Dedicated Rev.), Series 2022-B, 4.00% 12/1/2035	2,240	2,124
City of Chicago, Board of Education, Unlimited Tax G.O. Rev. Ref. Bonds (Dedicated Rev.), Series 2018-A, Assured Guaranty Municipal insured, 5.00% 12/1/2035	4,660	4,773
City of Chicago, Board of Education, Unlimited Tax G.O. Rev. Ref. Bonds (Dedicated Rev.), Series 2022-B, 4.00% 12/1/2041	31,955	28,755
City of Chicago, Board of Education, Unlimited Tax G.O. Rev. Ref. Bonds (Dedicated Rev.), Series 2022-A, 4.00% 12/1/2042	3,375	3,003
City of Chicago, Board of Education, Unlimited Tax G.O. Rev. Ref. Bonds (Dedicated Rev.), Series 2017-B, 7.00% 12/1/2042 <sup>1</sup>	13,115	14,196
City of Chicago, Board of Education, Unlimited Tax G.O. Rev. Ref. Bonds (Dedicated Rev.), Series 2017-G, 5.00% 12/1/2044	1,000	989

# The Tax-Exempt Bond Fund of America (continued)

Bonds, notes & other debt instruments (continued)	Principal amount (000)	Value (000)
<b>Illinois (continued)</b>		
City of Chicago, Board of Education, Unlimited Tax G.O. Rev. Ref. Bonds (Dedicated Rev.), Series 2017-H, 5.00% 12/1/2046	USD27,590	\$27,102
City of Chicago, Board of Education, Unlimited Tax G.O. Rev. Ref. Bonds (Dedicated Rev.), Series 2022-A, 4.00% 12/1/2047	16,215	13,890
City of Chicago, Board of Education, Unlimited Tax G.O. Rev. Ref. Bonds (Dedicated Rev.), Capital Appreciation Bonds, Series 2019-A, 0% 12/1/2025	8,240	7,468
City of Chicago, Board of Education, Unlimited Tax G.O. Rev. Ref. Bonds (Dedicated Rev.), Capital Appreciation Bonds, Series 1998-B-1, National insured, 0% 12/1/2028	6,720	5,407
City of Chicago, Chicago Midway Airport, Rev. and Rev. Ref. Bonds, Series 2016-B, 5.00% 1/1/2036	3,500	3,617
City of Chicago, Chicago Midway Airport, Rev. and Rev. Ref. Bonds, Series 2016-B, 5.00% 1/1/2037	4,215	4,343
City of Chicago, Chicago Midway Airport, Rev. and Rev. Ref. Bonds, Series 2016-B, 5.00% 1/1/2041	12,000	12,242
City of Chicago, Chicago Midway Airport, Rev. and Rev. Ref. Bonds, Series 2016-B, 5.00% 1/1/2046	5,445	5,533
City of Chicago, Chicago Midway Airport, Rev. Ref. Bonds, Series 2014-B, 5.00% 1/1/2026	1,010	1,015
City of Chicago, Chicago Midway Airport, Rev. Ref. Bonds, Series 2014-B, 5.00% 1/1/2034	5,000	5,025
City of Chicago, Chicago Midway Airport, Rev. Ref. Bonds, Series 2013-B, 5.25% 1/1/2034	3,000	3,004
City of Chicago, Chicago Midway Airport, Rev. Ref. Bonds, Series 2014-B, 5.00% 1/1/2035	7,230	7,266
City of Chicago, G.O. Bonds (City Colleges of Chicago Capital Improvement Project), Capital Appreciation Bonds, Series 1999, National insured, 0% 1/1/2026 (escrowed to maturity)	15,500	14,304
City of Chicago, G.O. Bonds, Series 2021-A, 5.00% 1/1/2033	15,000	16,240
City of Chicago, G.O. Bonds, Series 2021-B, 4.00% 1/1/2038 <sup>1</sup>	17,112	16,310
City of Chicago, G.O. Bonds (Chicago Works), Series 2023-A, 5.50% 1/1/2041	1,000	1,070
City of Chicago, G.O. Bonds (Chicago Works), Series 2023-A, 5.50% 1/1/2043	2,700	2,874
City of Chicago, G.O. Bonds (Neighborhoods Alive 21 Program), Series 2002-B, 5.00% 1/1/2024	1,285	1,291
City of Chicago, G.O. Bonds, Capital Appreciation Bonds, Series 2008-C, 0% 1/1/2027	3,000	2,688
City of Chicago, G.O. Project and Rev. Ref. Bonds, Series 2017-A, 5.625% 1/1/2031	5,430	5,783
City of Chicago, G.O. Project and Rev. Ref. Bonds, Capital Appreciation Bonds, Series 2008-C, 0% 1/1/2031	210	154
City of Chicago, G.O. Rev. Ref. Bonds, Series 2015-C, 5.00% 1/1/2025	4,250	4,323
City of Chicago, G.O. Rev. Ref. Bonds, Series 2020-A, 5.00% 1/1/2025	3,000	3,052
City of Chicago, G.O. Rev. Ref. Bonds, Series 2020-A, 5.00% 1/1/2026	5,000	5,161
City of Chicago, Housing Auth. Bonds, Series 2018-A, 5.00% 1/1/2032	2,000	2,149
City of Chicago, Housing Auth. Bonds, Series 2018-A, 5.00% 1/1/2036	1,250	1,334
City of Chicago, Housing Auth. Bonds, Series 2018-A, 5.00% 1/1/2038	6,150	6,471
City of Chicago, O'Hare International Airport, Customer Fac. Charge Rev. Bonds, Series 2013, 5.25% 1/1/2024	1,000	1,001
City of Chicago, O'Hare International Airport, Customer Fac. Charge Rev. Bonds, Series 2013, 5.50% 1/1/2027	2,000	2,003
City of Chicago, O'Hare International Airport, Customer Fac. Charge Rev. Bonds, Series 2013, 5.75% 1/1/2038	4,000	4,025
City of Chicago, O'Hare International Airport, General Airport Rev. Bonds, Series 2017-D, 5.25% 1/1/2032	1,000	1,070
City of Chicago, O'Hare International Airport, General Airport Rev. Bonds, Series 2017-D, 5.00% 1/1/2052	5,000	5,109
City of Chicago, O'Hare International Airport, General Airport Rev. Bonds, Series 2018-B, 5.00% 1/1/2053	20,825	21,726
City of Chicago, O'Hare International Airport, General Airport Rev. Bonds, Series 2017-D, 4.50% 1/1/2056	6,000	6,030
City of Chicago, O'Hare International Airport, General Airport Rev. Ref. Bonds, Series 2015-B, 5.00% 1/1/2024	6,725	6,769
City of Chicago, O'Hare International Airport, General Airport Rev. Ref. Bonds, Series 2015-B, 5.00% 1/1/2031	5,260	5,328
City of Chicago, O'Hare International Airport, General Airport Rev. Ref. Bonds, Series 2015-B, 5.00% 1/1/2032	3,000	3,039
City of Chicago, O'Hare International Airport, General Airport Rev. Ref. Bonds, Series 2016-C, 5.00% 1/1/2032	500	520
City of Chicago, O'Hare International Airport, General Airport Rev. Ref. Bonds, Series 2016-C, 5.00% 1/1/2033	1,250	1,300
City of Chicago, O'Hare International Airport, General Airport Rev. Ref. Bonds, Series 2016-C, 5.00% 1/1/2034	1,000	1,039
City of Chicago, O'Hare International Airport, General Airport Rev. Ref. Bonds, Series 2016-C, 5.00% 1/1/2035	1,750	1,818
City of Chicago, O'Hare International Airport, General Airport Rev. Ref. Bonds, Series 2022-D, 4.00% 1/1/2044	3,975	3,883
City of Chicago, O'Hare International Airport, General Airport Rev. Ref. Bonds, Series 2015-D, 5.00% 1/1/2046	1,500	1,507
City of Chicago, Public Building Commission, Building Rev. Ref. Bonds (Chicago Transit Auth.), Series 2006, AMBAC insured, 5.25% 3/1/2025	1,000	1,024
City of Chicago, Public Building Commission, Building Rev. Ref. Bonds (Chicago Transit Auth.), Series 2006, AMBAC insured, 5.25% 3/1/2026	4,175	4,350
City of Chicago, Public Building Commission, Building Rev. Ref. Bonds (Chicago Transit Auth.), Series 2006, AMBAC insured, 5.25% 3/1/2027	1,000	1,062
City of Chicago, School Reform Board of Trustees of the Board of Education, Unlimited Tax G.O. Bonds (Dedicated Tax Rev.), Series 2012-A, 5.00% 12/1/2042	7,890	7,774
City of Chicago, School Reform Board of Trustees of the Board of Education, Unlimited Tax G.O. Bonds (Dedicated Tax Rev.), Series 2016-A, 7.00% 12/1/2044	24,995	26,202
City of Chicago, School Reform Board of Trustees of the Board of Education, Unlimited Tax G.O. Bonds (Dedicated Tax Rev.), Capital Appreciation Bonds, Series 1999-A, National insured, 0% 12/1/2023	2,710	2,673
City of Chicago, School Reform Board of Trustees of the Board of Education, Unlimited Tax G.O. Bonds (Dedicated Tax Rev.), Capital Appreciation Bonds, Series 1999-A, National insured, 0% 12/1/2025	1,030	936

# The Tax-Exempt Bond Fund of America (continued)

Bonds, notes & other debt instruments (continued)	Principal amount (000)	Value (000)
<b>Illinois (continued)</b>		
City of Chicago, School Reform Board of Trustees of the Board of Education, Unlimited Tax G.O. Bonds (Dedicated Tax Rev.), Capital Appreciation Bonds, Series 2019-A, 0% 12/1/2026	USD3,700	\$ 3,220
City of Chicago, School Reform Board of Trustees of the Board of Education, Unlimited Tax G.O. Bonds (Dedicated Tax Rev.), Capital Appreciation Bonds, Series 1999-A, National insured, 0% 12/1/2029	5,305	4,085
City of Chicago, School Reform Board of Trustees of the Board of Education, Unlimited Tax G.O. Bonds (Dedicated Tax Rev.), Capital Appreciation Bonds, Series 1998-B-1, National insured, 0% 12/1/2031	5,745	4,042
City of Chicago, School Reform Board of Trustees of the Board of Education, Unlimited Tax G.O. Bonds (Dedicated Tax Rev.), Capital Appreciation Bonds, Series 1999-A, National insured, 0% 12/1/2031	4,000	2,814
City of Chicago, Special Assessment Improvement Rev. Ref. Bonds (Lakeshore East Project), Series 2022, 1.99% 12/1/2023 <sup>1</sup>	452	448
City of Chicago, Special Assessment Improvement Rev. Ref. Bonds (Lakeshore East Project), Series 2022, 2.27% 12/1/2024 <sup>1</sup>	513	500
City of Chicago, Special Assessment Improvement Rev. Ref. Bonds (Lakeshore East Project), Series 2022, 2.53% 12/1/2025 <sup>1</sup>	556	537
City of Chicago, Special Assessment Improvement Rev. Ref. Bonds (Lakeshore East Project), Series 2022, 2.69% 12/1/2026 <sup>1</sup>	542	517
City of Chicago, Special Assessment Improvement Rev. Ref. Bonds (Lakeshore East Project), Series 2022, 2.87% 12/1/2027 <sup>1</sup>	683	644
City of Chicago, Special Assessment Improvement Rev. Ref. Bonds (Lakeshore East Project), Series 2022, 3.04% 12/1/2028 <sup>1</sup>	732	684
City of Chicago, Special Assessment Improvement Rev. Ref. Bonds (Lakeshore East Project), Series 2022, 3.20% 12/1/2029 <sup>1</sup>	896	830
City of Chicago, Special Assessment Improvement Rev. Ref. Bonds (Lakeshore East Project), Series 2022, 3.29% 12/1/2030 <sup>1</sup>	938	866
City of Chicago, Special Assessment Improvement Rev. Ref. Bonds (Lakeshore East Project), Series 2022, 3.38% 12/1/2031 <sup>1</sup>	1,007	924
City of Chicago, Special Assessment Improvement Rev. Ref. Bonds (Lakeshore East Project), Series 2022, 3.45% 12/1/2032 <sup>1</sup>	839	767
City of Chicago, Transit Auth., Capital Grant Receipts Rev. Ref. Bonds (Federal Transit Administration Section 5307 Urbanized Area Formula Funds), Series 2021, 5.00% 6/1/2028	2,900	3,111
City of Chicago, Transit Auth., Capital Grant Receipts Rev. Ref. Bonds (Federal Transit Administration Section 5337 State of Good Repair Formula Funds), Series 2017, 5.00% 6/1/2025	1,085	1,110
City of Chicago, Transit Auth., Sales Tax Receipts Rev. Bonds, Series 2017, Assured Guaranty Municipal insured, 5.00% 12/1/2046	13,000	13,299
City of Chicago, Transit Auth., Sales Tax Receipts Rev. Bonds, Series 2022-A, 4.00% 12/1/2049	7,645	7,066
City of Chicago, Transit Auth., Sales Tax Receipts Rev. Bonds, Series 2014, Assured Guaranty Municipal insured, 5.25% 12/1/2049	20,925	21,192
City of Chicago, Transit Auth., Sales Tax Receipts Rev. Bonds, Series 2017, Assured Guaranty Municipal insured, 5.00% 12/1/2051	30,750	31,389
City of Chicago, Transit Auth., Sales Tax Receipts Rev. Bonds, Series 2017, Assured Guaranty Municipal insured, 5.00% 12/1/2051	11,500	11,894
City of Chicago, Transit Auth., Sales Tax Receipts Rev. Bonds, Series 2020-A, 4.00% 12/1/2055	2,000	1,805
City of Chicago, Transit Auth., Sales Tax Receipts Rev. Bonds, Series 2022-A, 5.00% 12/1/2057	31,855	33,106
City of Chicago, Wastewater Transmission Rev. Bonds, Series 2023-B, Assured Guaranty Municipal insured, 5.25% 1/1/2048	2,135	2,320
City of Chicago, Wastewater Transmission Rev. Project Bonds, Series 2014, 5.00% 1/1/2025	1,090	1,096
City of Chicago, Wastewater Transmission Rev. Ref. Bonds, Series 2008-C, 5.00% 1/1/2025	3,705	3,769
City of Chicago, Wastewater Transmission Rev. Ref. Bonds, Series 2008-C, 5.00% 1/1/2025	795	814
City of Chicago, Wastewater Transmission Rev. Ref. Bonds, Series 2008-C, 5.00% 1/1/2026	2,460	2,511
City of Chicago, Wastewater Transmission Rev. Ref. Bonds, Series 2008-C, 5.00% 1/1/2027 (preref. 1/1/2025)	1,765	1,807
City of Chicago, Wastewater Transmission Rev. Ref. Bonds, Series 2008-C, 5.00% 1/1/2027	155	158
City of Chicago, Wastewater Transmission Rev. Ref. Bonds, Series 2008-C, 5.00% 1/1/2030	1,000	1,017
City of Chicago, Wastewater Transmission Rev. Ref. Bonds, Series 2001, Assured Guaranty Municipal insured, 5.50% 1/1/2030	785	864
City of Chicago, Wastewater Transmission Rev. Ref. Bonds, Series 2008-C, 5.00% 1/1/2031	2,500	2,540
City of Chicago, Wastewater Transmission Rev. Ref. Bonds, Series 2017-B, 5.00% 1/1/2031	5,000	5,199
City of Chicago, Wastewater Transmission Rev. Ref. Bonds, Series 2008-C, 5.00% 1/1/2032	3,000	3,048
City of Chicago, Wastewater Transmission Rev. Ref. Bonds, Series 2017-B, 5.00% 1/1/2032	7,600	7,895
City of Chicago, Wastewater Transmission Rev. Ref. Bonds, Series 2008-C, 5.00% 1/1/2033	2,000	2,036
City of Chicago, Wastewater Transmission Rev. Ref. Bonds, Series 2017-B, 5.00% 1/1/2034	9,000	9,342
City of Chicago, Wastewater Transmission Rev. Ref. Bonds, Series 2023-B, Assured Guaranty Municipal insured, 5.00% 1/1/2034	4,975	5,680

# The Tax-Exempt Bond Fund of America (continued)

Bonds, notes & other debt instruments (continued)	Principal amount (000)	Value (000)
<b>Illinois (continued)</b>		
City of Chicago, Wastewater Transmission Rev. Ref. Bonds, Series 2008-C, 5.00% 1/1/2035	USD1,250	\$ 1,269
City of Chicago, Wastewater Transmission Rev. Ref. Bonds, Series 2023-B, Assured Guaranty Municipal insured, 5.00% 1/1/2035	3,350	3,804
City of Chicago, Wastewater Transmission Rev. Ref. Bonds, Series 2023-B, Assured Guaranty Municipal insured, 5.00% 1/1/2036	1,500	1,687
City of Chicago, Wastewater Transmission Rev. Ref. Bonds, Series 2023-B, Assured Guaranty Municipal insured, 5.00% 1/1/2037	1,250	1,392
City of Chicago, Wastewater Transmission Rev. Ref. Bonds, Series 2017-B, 5.00% 1/1/2038	3,915	4,005
City of Chicago, Wastewater Transmission Rev. Ref. Bonds, Series 2023-B, Assured Guaranty Municipal insured, 5.00% 1/1/2038	1,570	1,731
City of Chicago, Wastewater Transmission Rev. Ref. Bonds, Series 2008-C, 5.00% 1/1/2039	1,000	1,009
City of Chicago, Wastewater Transmission Rev. Ref. Bonds, Series 2023-B, Assured Guaranty Municipal insured, 5.00% 1/1/2039	2,500	2,742
City of Chicago, Wastewater Transmission Rev. Ref. Bonds, Series 2017-A, 5.00% 1/1/2047	21,165	21,466
City of Chicago, Wastewater Transmission Rev. Ref. Bonds, Series 2023-B, Assured Guaranty Municipal insured, 5.25% 1/1/2053	5,000	5,422
City of Chicago, Wastewater Transmission Rev. Ref. Bonds, Capital Appreciation Bonds, Series 1998-A, National insured, 0% 1/1/2025	210	199
City of Chicago, Wastewater Transmission Rev. Ref. Bonds, Capital Appreciation Bonds, Series 1998-A, National insured, 0% 1/1/2026	20	18
City of Chicago, Wastewater Transmission Rev. Ref. Bonds, Capital Appreciation Bonds, Series 1998-A, National insured, 0% 1/1/2027	1,760	1,549
City of Chicago, Wastewater Transmission Rev. Ref. Bonds, Capital Appreciation Bonds, Series 1998-A, National insured, 0% 1/1/2028	4,245	3,600
City of Chicago, Water Rev. Bonds, Series 2004, 5.00% 11/1/2023	2,150	2,156
City of Chicago, Water Rev. Bonds, Series 2004, 5.00% 11/1/2025	10,875	11,224
City of Chicago, Water Rev. Bonds, Series 2014, 5.00% 11/1/2025	1,925	1,952
City of Chicago, Water Rev. Bonds, Series 2016-A-1, 5.00% 11/1/2025	1,000	1,032
City of Chicago, Water Rev. Bonds, Series 2016-A-1, Assured Guaranty Municipal insured, 5.00% 11/1/2025	620	644
City of Chicago, Water Rev. Bonds, Series 2004, 5.00% 11/1/2026	2,125	2,229
City of Chicago, Water Rev. Bonds, Series 2000, 5.00% 11/1/2028	2,775	2,899
City of Chicago, Water Rev. Bonds, Series 2000, 5.00% 11/1/2029	5,000	5,215
City of Chicago, Water Rev. Bonds, Series 2000, 5.00% 11/1/2030	3,785	3,962
City of Chicago, Water Rev. Bonds, Series 2014, 5.00% 11/1/2030	4,750	4,833
City of Chicago, Water Rev. Bonds, Series 2016-A-1, 5.00% 11/1/2030	3,100	3,237
City of Chicago, Water Rev. Bonds, Series 2014, 5.00% 11/1/2031	5,135	5,225
City of Chicago, Water Rev. Bonds, Series 2012, 4.00% 11/1/2037	1,625	1,622
City of Chicago, Water Rev. Ref. Bonds, Series 2017-2, 5.00% 11/1/2023	650	652
City of Chicago, Water Rev. Ref. Bonds, Series 2017, 5.00% 11/1/2028	4,000	4,275
City of Chicago, Water Rev. Ref. Bonds, Series 2014, 5.00% 11/1/2029	1,110	1,129
City of Chicago, Water Rev. Ref. Bonds, Series 2017-2, Assured Guaranty Municipal insured, 5.00% 11/1/2031	2,000	2,127
City of Chicago, Water Rev. Ref. Bonds, Series 2017-2, Assured Guaranty Municipal insured, 5.00% 11/1/2035	2,295	2,422
City of Chicago, Water Rev. Ref. Bonds, Series 2023-B, Assured Guaranty Municipal insured, 5.00% 11/1/2035	680	764
City of Chicago, Water Rev. Ref. Bonds, Series 2017, 5.00% 11/1/2036	1,200	1,262
City of Chicago, Water Rev. Ref. Bonds, Series 2017-2, Assured Guaranty Municipal insured, 5.00% 11/1/2036	3,500	3,680
City of Chicago, Water Rev. Ref. Bonds, Series 2023-B, Assured Guaranty Municipal insured, 5.00% 11/1/2036	1,000	1,114
City of Chicago, Water Rev. Ref. Bonds, Series 2017-2, Assured Guaranty Municipal insured, 5.00% 11/1/2037	2,895	3,031
City of Chicago, Water Rev. Ref. Bonds, Series 2023-B, Assured Guaranty Municipal insured, 5.00% 11/1/2037	1,000	1,107
City of Chicago, Water Rev. Ref. Bonds, Series 2023-B, Assured Guaranty Municipal insured, 5.00% 11/1/2038	2,750	3,020
City of Chicago, Water Rev. Ref. Bonds, Series 2014, 5.00% 11/1/2039	7,500	7,577
City of Chicago, Water Rev. Ref. Bonds, Series 2023-B, Assured Guaranty Municipal insured, 5.00% 11/1/2039	5,750	6,297
City of Chicago, Water Rev. Ref. Bonds, Series 2014, 5.00% 11/1/2044	3,000	3,023
Counties of Cook, DuPage, Kane, Lake, McHenry and Will, Regional Transportation Auth., G.O. Bonds, Series 2004-A, Assured Guaranty Municipal insured, 5.25% 6/1/2025	4,300	4,453
Counties of Cook, DuPage, Kane, Lake, McHenry and Will, Regional Transportation Auth., G.O. Bonds, Series 2017-A, 5.00% 7/1/2025	13,500	13,896
Counties of Cook, DuPage, Kane, Lake, McHenry and Will, Regional Transportation Auth., G.O. Bonds, Series 2004-A, Assured Guaranty Municipal insured, 5.50% 6/1/2026	4,300	4,580
Counties of Cook, DuPage, Kane, Lake, McHenry and Will, Regional Transportation Auth., G.O. Bonds, Series 2000-A, National insured, 6.50% 7/1/2026	15,705	16,691
Counties of Cook, DuPage, Kane, Lake, McHenry and Will, Regional Transportation Auth., G.O. Bonds, Series 2004-A, Assured Guaranty Municipal insured, 5.50% 6/1/2027	11,700	12,862



# The Tax-Exempt Bond Fund of America (continued)

Bonds, notes & other debt instruments (continued)	Principal amount (000)	Value (000)
<b>Illinois (continued)</b>		
Counties of Cook, DuPage, Kane, Lake, McHenry and Will, Regional Transportation Auth., G.O. Bonds, Series 2004-A, Assured Guaranty Municipal insured, 5.75% 6/1/2029	USD15,000	\$17,053
Counties of Cook, DuPage, Kane, Lake, McHenry and Will, Regional Transportation Auth., G.O. Bonds, Series 2001-A, National insured, 6.00% 7/1/2031	8,785	10,338
Counties of Cook, DuPage, Kane, Lake, McHenry and Will, Regional Transportation Auth., G.O. Bonds, Series 2003-B, FGIC-National insured, 5.75% 6/1/2033	9,630	11,434
Counties of Cook, DuPage, Kane, Lake, McHenry and Will, Regional Transportation Auth., G.O. Bonds, Series 2003-A, FGIC-National insured, 6.00% 7/1/2033	17,820	21,789
Counties of Cook, DuPage, Kane, Lake, McHenry and Will, Regional Transportation Auth., G.O. Bonds, Series 2004-A, Assured Guaranty Municipal insured, 5.75% 6/1/2034	19,960	24,146
Counties of Cook, DuPage, Kane, Lake, McHenry and Will, Regional Transportation Auth., G.O. Rev. Ref. Bonds, Series 1999, Assured Guaranty Municipal insured, 6.00% 6/1/2025	5,650	5,785
Counties of Cook, DuPage, Kane, Lake, McHenry and Will, Regional Transportation Auth., G.O. Rev. Ref. Bonds, Series 2017-A, 5.00% 7/1/2026	10,000	10,485
Counties of Cook, DuPage, Kane, Lake, McHenry and Will, Regional Transportation Auth., G.O. Rev. Ref. Bonds, Series 2017-A, 5.00% 7/1/2027	5,000	5,346
County of Cook, Community College Dist. No. 508 (City Colleges of Chicago), Unlimited Tax G.O. Bonds, Series 2013, 5.25% 12/1/2043	5,150	5,153
County of Cook, Community College Dist. No. 508 (City Colleges of Chicago), Unlimited Tax G.O. Bonds, Series 2017, BAM insured, 5.00% 12/1/2047	9,635	9,970
County of Cook, G.O. Rev. Ref. Bonds, Series 2016-A, Assured Guaranty Municipal insured, 5.00% 11/15/2027	6,830	7,173
County of Cook, G.O. Rev. Ref. Bonds, Series 2016-A, Assured Guaranty Municipal insured, 5.00% 11/15/2030	1,350	1,417
County of Cook, G.O. Rev. Ref. Bonds, Series 2016-A, Assured Guaranty Municipal insured, 5.00% 11/15/2031	4,750	4,984
County of Cook, G.O. Rev. Ref. Bonds, Series 2021-A, 5.00% 11/15/2031	1,500	1,666
County of Cook, G.O. Rev. Ref. Bonds, Series 2021-A, 5.00% 11/15/2032	1,600	1,775
County of Cook, G.O. Rev. Ref. Bonds, Series 2021-A, 5.00% 11/15/2033	2,000	2,217
County of Cook, G.O. Rev. Ref. Bonds, Series 2018, 5.00% 11/15/2034	1,000	1,024
County of Cook, Sales Tax Rev. Bonds, Series 2018, 5.00% 11/15/2032	7,645	8,195
County of Cook, Sales Tax Rev. Bonds, Series 2018, 5.00% 11/15/2033	5,000	5,342
County of Cook, Sales Tax Rev. Bonds, Series 2022-A, 5.25% 11/15/2045	5,000	5,371
Fin. Auth., Academic Fac. Lease Rev. Bonds (Provident Group - UIUC Properties, LLC - University of Illinois at Urbana-Champaign Project), Series 2019-A, 5.00% 10/1/2032	580	630
Fin. Auth., Academic Fac. Lease Rev. Bonds (Provident Group - UIUC Properties, LLC - University of Illinois at Urbana-Champaign Project), Series 2019-A, 5.00% 10/1/2037	780	819
Fin. Auth., Academic Fac. Lease Rev. Bonds (Provident Group - UIUC Properties, LLC - University of Illinois at Urbana-Champaign Project), Series 2019-A, 5.00% 10/1/2038	760	794
Fin. Auth., Academic Fac. Lease Rev. Bonds (Provident Group - UIUC Properties, LLC - University of Illinois at Urbana-Champaign Project), Series 2019-A, 5.00% 10/1/2044	3,250	3,349
Fin. Auth., Academic Fac. Lease Rev. Bonds (Provident Group - UIUC Properties, LLC - University of Illinois at Urbana-Champaign Project), Series 2019-A, 5.00% 10/1/2049	6,455	6,617
Fin. Auth., Academic Fac. Lease Rev. Bonds (Provident Group - UIUC Properties, LLC - University of Illinois at Urbana-Champaign Project), Series 2019-A, 5.00% 10/1/2051	1,000	1,023
Fin. Auth., Charter School Rev. Ref. and Improvement Rev. Bonds (Chicago International Charter School Project), Series 2017, 5.00% 12/1/2037	1,000	1,011
Fin. Auth., Rev. Bonds (Advocate Health Care Network), Series 2015-B, 5.00% 5/1/2027 (preref. 5/1/2025)	765	786
Fin. Auth., Rev. Bonds (Advocate Health Care Network), Series 2015-B, 5.00% 5/1/2027	225	232
Fin. Auth., Rev. Bonds (Advocate Health Care Network), Series 2008-A-3, 5.00% 11/1/2030	3,325	3,479
Fin. Auth., Rev. Bonds (Art Institute of Chicago), Series 2016, 5.00% 3/1/2030	2,500	2,600
Fin. Auth., Rev. Bonds (Art Institute of Chicago), Series 2016, 4.00% 3/1/2038	3,850	3,782
Fin. Auth., Rev. Bonds (Clean Water Initiative Revolving Fund), Series 2017, 5.00% 1/1/2026	4,875	5,101
Fin. Auth., Rev. Bonds (Clean Water Initiative Revolving Fund), Series 2016, 4.00% 7/1/2026	5,300	5,420
Fin. Auth., Rev. Bonds (Clean Water Initiative Revolving Fund), Series 2016, 5.00% 1/1/2027	5,000	5,225
Fin. Auth., Rev. Bonds (Clean Water Initiative Revolving Fund), Series 2016, 5.00% 7/1/2028	6,410	6,700
Fin. Auth., Rev. Bonds (Clean Water Initiative Revolving Fund), Series 2016, 5.00% 1/1/2029	7,065	7,389
Fin. Auth., Rev. Bonds (Clean Water Initiative Revolving Fund), Series 2017, 5.00% 1/1/2029	4,000	4,278
Fin. Auth., Rev. Bonds (Clean Water Initiative Revolving Fund), Series 2016, 5.00% 7/1/2029	2,700	2,822
Fin. Auth., Rev. Bonds (Clean Water Initiative Revolving Fund), Series 2017, 5.00% 7/1/2029	2,000	2,141
Fin. Auth., Rev. Bonds (Clean Water Initiative Revolving Fund), Series 2016, 5.00% 1/1/2030	6,200	6,473
Fin. Auth., Rev. Bonds (Clean Water Initiative Revolving Fund), Series 2017, 5.00% 1/1/2030	7,420	7,948
Fin. Auth., Rev. Bonds (Clean Water Initiative Revolving Fund), Series 2017, 5.00% 7/1/2030	3,500	3,750
Fin. Auth., Rev. Bonds (Clean Water Initiative Revolving Fund), Series 2016, 5.00% 7/1/2031	3,580	3,729
Fin. Auth., Rev. Bonds (Clean Water Initiative Revolving Fund), Series 2017, 5.00% 7/1/2031	6,080	6,516
Fin. Auth., Rev. Bonds (Clean Water Initiative Revolving Fund), Series 2017, 5.00% 7/1/2032	5,005	5,362



# The Tax-Exempt Bond Fund of America (continued)

Bonds, notes & other debt instruments (continued)	Principal amount (000)	Value (000)
<b>Illinois (continued)</b>		
Fin. Auth., Rev. Bonds (Clean Water Initiative Revolving Fund), Series 2017, 5.00% 7/1/2033	USD5,000	\$ 5,355
Fin. Auth., Rev. Bonds (Clean Water Initiative Revolving Fund), Series 2017, 5.00% 7/1/2034	5,000	5,345
Fin. Auth., Rev. Bonds (Clean Water Initiative Revolving Fund), Series 2017, 5.00% 7/1/2035	8,180	8,713
Fin. Auth., Rev. Bonds (Clean Water Initiative Revolving Fund), Series 2017, 5.00% 7/1/2036	700	743
Fin. Auth., Rev. Bonds (DePaul University), Series 2016, 5.00% 10/1/2030	1,000	1,053
Fin. Auth., Rev. Bonds (DePaul University), Series 2016, 5.00% 10/1/2032	1,000	1,050
Fin. Auth., Rev. Bonds (DePaul University), Series 2016, 5.00% 10/1/2033	1,150	1,206
Fin. Auth., Rev. Bonds (DePaul University), Series 2016, 5.00% 10/1/2034	1,310	1,372
Fin. Auth., Rev. Bonds (DePaul University), Series 2016, 5.00% 10/1/2036	1,000	1,039
Fin. Auth., Rev. Bonds (DePaul University), Series 2016, 5.00% 10/1/2041	1,000	1,029
Fin. Auth., Rev. Bonds (Edward-Elmhurst Healthcare), Series 2017-A, 5.00% 1/1/2029 (preref. 1/1/2027)	3,000	3,196
Fin. Auth., Rev. Bonds (Edward-Elmhurst Healthcare), Series 2017-A, 5.00% 1/1/2030 (preref. 1/1/2027)	5,100	5,433
Fin. Auth., Rev. Bonds (Edward-Elmhurst Healthcare), Series 2017-A, 5.00% 1/1/2033 (preref. 1/1/2027)	9,000	9,588
Fin. Auth., Rev. Bonds (Edward-Elmhurst Healthcare), Series 2017-A, 5.00% 1/1/2034 (preref. 1/1/2027)	3,000	3,196
Fin. Auth., Rev. Bonds (Edward-Elmhurst Healthcare), Series 2017-A, 5.00% 1/1/2035 (preref. 1/1/2027)	5,000	5,326
Fin. Auth., Rev. Bonds (Edward-Elmhurst Healthcare), Series 2017-A, 5.00% 1/1/2036 (preref. 1/1/2027)	3,750	3,995
Fin. Auth., Rev. Bonds (Friendship Village Schaumburg), Series 2017, 5.125% 2/15/2045 <sup>5</sup>	2,225	890
Fin. Auth., Rev. Bonds (Lifespace Communities, Inc.), Series 2015-A, 5.00% 5/15/2035	1,350	1,175
Fin. Auth., Rev. Bonds (Mercy Health Corp.), Series 2016, 5.00% 12/1/2026	3,000	3,120
Fin. Auth., Rev. Bonds (Mercy Health Corp.), Series 2016, 5.00% 12/1/2027	2,990	3,108
Fin. Auth., Rev. Bonds (Mercy Health Corp.), Series 2016, 4.00% 12/1/2035	2,000	2,004
Fin. Auth., Rev. Bonds (Mercy Health Corp.), Series 2016, 4.00% 12/1/2036	2,420	2,407
Fin. Auth., Rev. Bonds (Mercy Health Corp.), Series 2016, 5.00% 12/1/2040	5,000	5,066
Fin. Auth., Rev. Bonds (Mercy Health Corp.), Series 2016, 5.00% 12/1/2046	9,410	9,456
Fin. Auth., Rev. Bonds (Northshore - Edward-Elmhurst Health Credit Group), Series 2022-A, 5.00% 8/15/2047	11,000	11,643
Fin. Auth., Rev. Bonds (Northshore - Edward-Elmhurst Health Credit Group), Series 2022-A, 5.00% 8/15/2051	9,865	10,376
Fin. Auth., Rev. Bonds (Northshore University HealthSystem), Series 2020-A, 4.00% 8/15/2036	3,000	2,971
Fin. Auth., Rev. Bonds (Northshore University HealthSystem), Series 2020-A, 4.00% 8/15/2037	3,000	2,983
Fin. Auth., Rev. Bonds (Northshore University HealthSystem), Series 2020-A, 4.00% 8/15/2039	6,000	5,898
Fin. Auth., Rev. Bonds (Northshore University HealthSystem), Series 2020-A, 4.00% 8/15/2040	3,000	2,940
Fin. Auth., Rev. Bonds (Northshore University HealthSystem), Series 2020-A, 3.25% 8/15/2049	13,040	10,082
Fin. Auth., Rev. Bonds (Northwest Community Hospital), Series 2016-A, 5.00% 7/1/2026 (escrowed to maturity)	3,080	3,251
Fin. Auth., Rev. Bonds (Northwest Community Hospital), Series 2016-A, 5.00% 7/1/2032 (preref. 7/1/2026)	3,290	3,473
Fin. Auth., Rev. Bonds (Northwest Community Hospital), Series 2016-A, 5.00% 7/1/2033 (preref. 7/1/2026)	1,425	1,504
Fin. Auth., Rev. Bonds (Northwest Community Hospital), Series 2016-A, 5.00% 7/1/2034 (preref. 7/1/2026)	3,240	3,420
Fin. Auth., Rev. Bonds (Northwest Community Hospital), Series 2016-A, 4.00% 7/1/2037 (preref. 7/1/2026)	8,020	8,244
Fin. Auth., Rev. Bonds (Northwestern Memorial Healthcare), Series 2017-A, 5.00% 7/15/2042	7,000	7,263
Fin. Auth., Rev. Bonds (Northwestern Memorial Healthcare), Series 2017-A, 4.00% 7/15/2047	8,485	8,101
Fin. Auth., Rev. Bonds (OSF Healthcare System), Series 2016, 5.00% 5/15/2028	2,450	2,548
Fin. Auth., Rev. Bonds (OSF Healthcare System), Series 2016, 3.25% 5/15/2039	5,330	4,411
Fin. Auth., Rev. Bonds (OSF Healthcare System), Series 2020-A, 3.00% 5/15/2050	5,000	3,523
Fin. Auth., Rev. Bonds (Presbyterian Homes Obligated Group), Series 2016-A, 5.00% 5/1/2025	2,345	2,368
Fin. Auth., Rev. Bonds (Presbyterian Homes Obligated Group), Series 2016-A, 5.00% 11/1/2027	4,015	4,096
Fin. Auth., Rev. Bonds (Presbyterian Homes Obligated Group), Series 2016-A, 5.00% 11/1/2028	3,250	3,319
Fin. Auth., Rev. Bonds (Presbyterian Homes Obligated Group), Series 2021-A, 4.00% 5/1/2030	905	893
Fin. Auth., Rev. Bonds (Presbyterian Homes Obligated Group), Series 2016-A, 5.00% 11/1/2030	1,400	1,433
Fin. Auth., Rev. Bonds (Presbyterian Homes Obligated Group), Series 2016-A, 5.00% 11/1/2031	1,750	1,789
Fin. Auth., Rev. Bonds (Presbyterian Homes Obligated Group), Series 2021-A, 4.00% 5/1/2040	325	290
Fin. Auth., Rev. Bonds (Presbyterian Homes Obligated Group), Series 2021-B, (SIFMA Municipal Swap Index + 0.70%) 4.68% 5/1/2042 (put 5/1/2026) <sup>3</sup>	400	390
Fin. Auth., Rev. Bonds (Presbyterian Homes Obligated Group), Series 2021, 4.00% 5/1/2045	4,200	3,571
Fin. Auth., Rev. Bonds (Presbyterian Homes Obligated Group), Series 2021-A, 4.00% 5/1/2050	4,645	3,784
Fin. Auth., Rev. Bonds (Presence Health Network), Series 2016-C, 5.00% 2/15/2030	7,615	8,078
Fin. Auth., Rev. Bonds (Presence Health Network), Series 2016-C, 5.00% 2/15/2031	3,000	3,181
Fin. Auth., Rev. Bonds (Presence Health Network), Series 2016-C, 5.00% 2/15/2033	2,500	2,644
Fin. Auth., Rev. Bonds (Presence Health Network), Series 2016-C, 5.00% 2/15/2034	1,895	1,999
Fin. Auth., Rev. Bonds (Presence Health Network), Series 2016-C, 4.00% 2/15/2041	8,000	7,781
Fin. Auth., Rev. Bonds (Presence Health Network), Series 2016-C, 4.00% 2/15/2041 (preref. 2/15/2027)	730	753
Fin. Auth., Rev. Bonds (Presence Health Network), Series 2016-C, 4.00% 2/15/2041 (preref. 2/15/2027)	5	5
Fin. Auth., Rev. Bonds (Rush University Medical Center Obligated Group), Series 2015-A, 5.00% 11/15/2030	5,000	5,125
Fin. Auth., Rev. Bonds (Rush University Medical Center Obligated Group), Series 2015-A, 5.00% 11/15/2034	2,500	2,551
Fin. Auth., Rev. Bonds (Rush University Medical Center Obligated Group), Series 2015-B, 5.00% 11/15/2034	2,595	2,648
Fin. Auth., Rev. Bonds (Rush University Medical Center Obligated Group), Series 2015-A, 5.00% 11/15/2038	5,325	5,386

# The Tax-Exempt Bond Fund of America (continued)

Bonds, notes & other debt instruments (continued)	Principal amount (000)	Value (000)
<b>Illinois (continued)</b>		
Fin. Auth., Rev. Bonds (The Carle Foundation), Series 2021-A, 4.00% 8/15/2038	USD4,320	\$ 4,189
Fin. Auth., Rev. Bonds (The Carle Foundation), Series 2016-A, 5.00% 2/15/2045	18,725	19,045
Fin. Auth., Rev. Bonds (The Carle Foundation), Series 2021-A, 3.00% 8/15/2048	20,450	15,195
Fin. Auth., Rev. Bonds (The Carle Foundation), Series 2021-A, 4.00% 8/15/2048	5,840	5,316
Fin. Auth., Rev. Bonds (The Carle Foundation), Series 2021-B, 5.00% 8/15/2053 (put 8/15/2031)	3,395	3,739
Fin. Auth., Rev. Bonds (University of Chicago Medical Center), Series 2016-B, 4.00% 8/15/2041	2,000	1,949
Fin. Auth., Rev. Green Bonds (Clean Water Initiative Revolving Fund), Series 2019, 5.00% 7/1/2036	7,000	7,706
Fin. Auth., Rev. Green Bonds (Clean Water Initiative Revolving Fund), Series 2020, 5.00% 7/1/2036	2,000	2,250
Fin. Auth., Rev. Green Bonds (Clean Water Initiative Revolving Fund), Series 2020, 4.00% 7/1/2037	12,000	12,270
Fin. Auth., Rev. Green Bonds (Clean Water Initiative Revolving Fund), Series 2020, 4.00% 7/1/2038	2,500	2,530
Fin. Auth., Rev. Green Bonds (Clean Water Initiative Revolving Fund), Series 2020, 4.00% 7/1/2039	2,500	2,518
Fin. Auth., Rev. Green Bonds (Clean Water Initiative Revolving Fund), Series 2020, 4.00% 7/1/2040	6,500	6,502
Fin. Auth., Rev. Ref. Bonds (Advocate Health Care Network), Series 2014, 5.00% 8/1/2033 (preref. 8/1/2024)	8,500	8,636
Fin. Auth., Rev. Ref. Bonds (Anne & Robert H. Lurie Children's Hospital), Series 2017, 5.00% 8/15/2034	1,000	1,058
Fin. Auth., Rev. Ref. Bonds (Anne & Robert H. Lurie Children's Hospital), Series 2017, 5.00% 8/15/2035	5,400	5,683
Fin. Auth., Rev. Ref. Bonds (Benedictine University), Series 2021, 5.00% 10/1/2024	700	700
Fin. Auth., Rev. Ref. Bonds (Benedictine University), Series 2021, 5.00% 10/1/2026	585	586
Fin. Auth., Rev. Ref. Bonds (Benedictine University), Series 2017, 5.00% 10/1/2027	1,095	1,101
Fin. Auth., Rev. Ref. Bonds (Benedictine University), Series 2017, 5.00% 10/1/2038	1,000	974
Fin. Auth., Rev. Ref. Bonds (DePaul University), Series 2013, 5.00% 10/1/2024	600	601
Fin. Auth., Rev. Ref. Bonds (DePaul University), Series 2016-A, 5.00% 10/1/2030	1,000	1,053
Fin. Auth., Rev. Ref. Bonds (DePaul University), Series 2016-A, 5.00% 10/1/2035	1,000	1,043
Fin. Auth., Rev. Ref. Bonds (DePaul University), Series 2016-A, 4.00% 10/1/2040	7,500	7,216
Fin. Auth., Rev. Ref. Bonds (Northwestern Memorial Healthcare), Series 2021-A, 5.00% 7/15/2034	3,000	3,342
Fin. Auth., Rev. Ref. Bonds (Northwestern Memorial Healthcare), Series 2021-A, 4.00% 7/15/2038	3,605	3,621
Fin. Auth., Rev. Ref. Bonds (Northwestern Memorial Healthcare), Series 2021-A, 4.00% 7/15/2039	4,505	4,512
Fin. Auth., Rev. Ref. Bonds (Northwestern Memorial Healthcare), Series 2021-A, 3.00% 7/15/2040	8,915	7,594
Fin. Auth., Rev. Ref. Bonds (OSF Healthcare System), Series 2015-A, 5.00% 11/15/2031	2,500	2,577
Fin. Auth., Rev. Ref. Bonds (OSF Healthcare System), Series 2015-A, 5.00% 11/15/2032	3,500	3,607
Fin. Auth., Rev. Ref. Bonds (OSF Healthcare System), Series 2015-A, 5.00% 11/15/2034	2,600	2,667
Fin. Auth., Rev. Ref. Bonds (OSF Healthcare System), Series 2015-A, 5.00% 11/15/2045	5,440	5,477
Fin. Auth., Rev. Ref. Bonds (Silver Cross Hospital and Medical Centers), Series 2015-C, 5.00% 8/15/2035	6,745	6,878
Fin. Auth., Rev. Ref. Bonds (Silver Cross Hospital and Medical Centers), Series 2015-C, 4.125% 8/15/2037	1,000	950
Fin. Auth., Rev. Ref. Bonds (Silver Cross Hospital and Medical Centers), Series 2015-C, 5.00% 8/15/2044	3,635	3,638
Fin. Auth., Rev. Ref. Bonds (Southern Illinois Healthcare Enterprises, Inc.), Series 2017-C, 5.00% 3/1/2032	1,600	1,666
Fin. Auth., Student Housing and Academic Fac. Rev. Bonds (CHF-Chicago, LLC - University of Illinois at Chicago Project), Series 2017-A, 5.00% 2/15/2047	1,200	1,127
Fin. Auth., Student Housing Rev. Bonds (CHF-Cook, LLC - Northeastern Illinois University Project), Series 2015-A, 5.00% 7/1/2035	2,235	2,055
Fin. Auth., Student Housing Rev. Bonds (CHF-Cook, LLC - Northeastern Illinois University Project), Series 2015-A, 5.00% 7/1/2047	1,265	1,042
Fin. Auth., Water Facs. Rev. Ref. Bonds (American Water Capital Corp. Project), Series 2019, 2.45% 10/1/2039 (put 10/1/2029)	11,000	9,906
G.O. Bonds, Series 2017-D, 5.00% 11/1/2023	3,470	3,481
G.O. Bonds, Series 2019-A, 5.00% 11/1/2023	1,000	1,003
G.O. Bonds, Series 2017-A, 5.00% 12/1/2023	5,875	5,900
G.O. Bonds, Series 2017-D, BAM insured, 5.00% 11/1/2024	9,070	9,227
G.O. Bonds, Series 2019-A, 5.00% 11/1/2024	4,500	4,578
G.O. Bonds, Series 2022-A, 5.00% 3/1/2026	3,290	3,415
G.O. Bonds, Series 2017-D, BAM insured, 5.00% 11/1/2026	20,400	21,405
G.O. Bonds, Series 2021-B, 4.00% 1/1/2029 <sup>1</sup>	5,062	5,100
G.O. Bonds, Series 2017-C, 5.00% 11/1/2029	3,750	3,990
G.O. Bonds, Series 2021-B, 4.00% 1/1/2030 <sup>1</sup>	8,367	8,408
G.O. Bonds, Series 2016, Assured Guaranty Municipal insured, 5.00% 1/1/2030	7,700	7,961
G.O. Bonds, Series 2022-A, 5.00% 3/1/2030	5,000	5,498
G.O. Bonds, Series 2021-B, 4.00% 1/1/2033 <sup>1</sup>	2,913	2,910
G.O. Bonds, Series 2016, 5.00% 11/1/2033	2,000	2,067
G.O. Bonds, Series 2013-A, 5.00% 4/1/2036	3,000	3,001
G.O. Bonds, Series 2017-A, 5.00% 12/1/2036	7,500	7,830
G.O. Bonds, Series 2016, 5.00% 11/1/2037	7,500	7,635
G.O. Bonds, Series 2016, 5.00% 11/1/2038	6,500	6,599
G.O. Bonds, Series 2014, 5.00% 2/1/2039	6,750	6,769
G.O. Bonds, Series 2014, 5.00% 5/1/2039	6,000	6,025

# The Tax-Exempt Bond Fund of America (continued)

Bonds, notes & other debt instruments (continued)	Principal amount (000)	Value (000)
<b>Illinois (continued)</b>		
G.O. Bonds, Series 2019-A, 5.00% 1/1/2040	USD1,000	\$ 1,031
G.O. Bonds, Series 2023-B, 5.25% 5/1/2040	2,700	2,927
G.O. Bonds, Series 2021-B, 3.00% 12/1/2041	3,000	2,388
G.O. Bonds, Series 2019-C, 4.00% 11/1/2044	1,000	947
G.O. Rev. Ref. Bonds, Series 2012, 5.00% 8/1/2023	1,200	1,200
G.O. Rev. Ref. Bonds, Series 2012, 4.00% 8/1/2025	1,360	1,360
G.O. Rev. Ref. Bonds, Series 2023-D, 5.00% 7/1/2026	3,065	3,202
G.O. Rev. Ref. Bonds, Series 2016, 5.00% 2/1/2027	4,000	4,207
G.O. Rev. Ref. Bonds, Series 2016, 5.00% 2/1/2028	3,000	3,161
Housing Dev. Auth., Homeowner Mortgage Rev. Bonds, Series 2016-C, 3.50% 8/1/2046	3,545	3,494
Housing Dev. Auth., Homeowner Mortgage Rev. Bonds, Series 2018-A-1, 4.00% 8/1/2048	13,465	13,358
Housing Dev. Auth., Housing Rev. Bonds, Series 2013-A, 2.45% 6/1/2043	588	479
Housing Dev. Auth., Housing Rev. Green Bonds, Series 2021-B, 3.00% 4/1/2051	12,000	11,528
Housing Dev. Auth., Multi Family Housing Rev. Bonds (Marshall Field Garden Apartment Homes), Series 2015, (SIFMA Municipal Swap Index + 1.00%) 4.98% 5/15/2050 (put 5/15/2025) <sup>3</sup>	27,800	27,844
Housing Dev. Auth., Multi Family Housing Rev. Bonds (Ogden Commons), Series 2023, 4.00% 7/1/2043 (put 7/1/2025)	3,000	3,000
Housing Dev. Auth., Rev. Bonds, Series 2016-A, 4.00% 4/1/2046	1,705	1,696
Housing Dev. Auth., Rev. Bonds, Series 2017-B, 4.00% 10/1/2048	4,210	4,178
Housing Dev. Auth., Rev. Bonds, Series 2019-A, 4.25% 10/1/2049	4,320	4,309
Housing Dev. Auth., Rev. Bonds, Series 2019-D, 3.75% 4/1/2050	12,515	12,325
Housing Dev. Auth., Rev. Bonds, Series 2020-A, 3.75% 4/1/2050	18,540	18,258
Housing Dev. Auth., Rev. Bonds, Series 2020-A, 3.00% 10/1/2050	10,975	10,577
Housing Dev. Auth., Rev. Bonds, Series 2021-A, 3.00% 4/1/2051	2,255	2,171
Housing Dev. Auth., Rev. Bonds, Series 2021-D, 3.00% 10/1/2051	18,940	18,182
Housing Dev. Auth., Rev. Bonds, Series 2022-G, 6.25% 10/1/2052	11,630	12,593
Board of Trustees of Illinois State University, Auxiliary Facs. System Rev. Bonds, Series 2016, Assured Guaranty Municipal insured, 5.00% 4/1/2026	2,000	2,090
Board of Trustees of Illinois State University, Auxiliary Facs. System Rev. Bonds, Series 2018-B, Assured Guaranty Municipal insured, 5.00% 4/1/2028	735	793
Board of Trustees of Illinois State University, Auxiliary Facs. System Rev. Bonds, Series 2018-A, Assured Guaranty Municipal insured, 5.00% 4/1/2029	1,840	1,985
Board of Trustees of Illinois State University, Auxiliary Facs. System Rev. Bonds, Series 2018-A, Assured Guaranty Municipal insured, 5.00% 4/1/2030	930	1,005
Board of Trustees of Illinois State University, Auxiliary Facs. System Rev. Bonds, Series 2018-B, Assured Guaranty Municipal insured, 5.00% 4/1/2030	1,390	1,502
Board of Trustees of Illinois State University, Auxiliary Facs. System Rev. Bonds, Series 2018-A, Assured Guaranty Municipal insured, 5.00% 4/1/2032	1,000	1,082
Board of Trustees of Illinois State University, Auxiliary Facs. System Rev. Bonds, Series 2018-A, Assured Guaranty Municipal insured, 5.00% 4/1/2034	1,000	1,081
Board of Trustees of Illinois State University, Auxiliary Facs. System Rev. Bonds, Series 2018-A, Assured Guaranty Municipal insured, 5.00% 4/1/2036	250	268
Board of Trustees of Illinois State University, Auxiliary Facs. System Rev. Bonds, Series 2018-A, Assured Guaranty Municipal insured, 5.00% 4/1/2038	425	451
Village of Manhattan, Special Service Area No. 2007-5 (Lakeside Towns at Liberty Center Project), Special Tax Bonds, Series 2007, 6.125% 3/1/2040 <sup>5</sup>	2,300	782
Metropolitan Pier and Exposition Auth., Dedicated State Tax Rev. Bonds, Capital Appreciation Bonds, Series 2002-A, National insured, 0% 6/15/2030	21,475	16,515
Metropolitan Pier and Exposition Auth., Dedicated State Tax Rev. Bonds, Capital Appreciation Bonds, Series 2002-A, National insured, 0% 6/15/2030 (escrowed to maturity)	1,210	978
Metropolitan Pier and Exposition Auth., Dedicated State Tax Rev. Bonds, Capital Appreciation Bonds, Series 2002-A, National insured, 0% 6/15/2037	5,150	2,872
Metropolitan Pier and Exposition Auth., McCormick Place Expansion Project Bonds, Capital Appreciation Bonds, Series 1996-A, National insured, 0% 12/15/2024	3,100	2,933
Metropolitan Pier and Exposition Auth., McCormick Place Expansion Project Bonds, Capital Appreciation Bonds, Series 2002-A, National insured, 0% 12/15/2025	6,650	6,061
Metropolitan Pier and Exposition Auth., McCormick Place Expansion Project Bonds, Capital Appreciation Bonds, Series 1994, National insured, 0% 6/15/2028	830	690
Metropolitan Pier and Exposition Auth., McCormick Place Expansion Project Bonds, Capital Appreciation Bonds, Series 2002-A, Assured Guaranty Municipal insured, 0% 12/15/2029	10,000	7,882
Metropolitan Pier and Exposition Auth., McCormick Place Expansion Project Bonds, Capital Appreciation Bonds, Series 2002-A, National insured, 0% 6/15/2031	3,010	2,230

# The Tax-Exempt Bond Fund of America (continued)

Bonds, notes & other debt instruments (continued)	Principal amount (000)	Value (000)
<b>Illinois (continued)</b>		
Metropolitan Pier and Exposition Auth., McCormick Place Expansion Project Bonds, Capital Appreciation Bonds, Series 2002-A, National insured, 0% 6/15/2033	USD3,625	\$2,482
Metropolitan Pier and Exposition Auth., McCormick Place Expansion Project Bonds, Capital Appreciation Bonds, Series 2002-A, National insured, 0% 6/15/2034	15,000	9,844
Metropolitan Pier and Exposition Auth., McCormick Place Expansion Project Bonds, Capital Appreciation Bonds, Series 2002-A, National insured, 0% 12/15/2034	3,000	1,920
Metropolitan Pier and Exposition Auth., McCormick Place Expansion Project Bonds, Capital Appreciation Bonds, Series 2002-A, National insured, 0% 12/15/2035	8,435	5,111
Metropolitan Pier and Exposition Auth., McCormick Place Expansion Project Rev. Bonds, Series 2020-B, 5.00% 6/15/2042	4,125	4,258
Metropolitan Pier and Exposition Auth., McCormick Place Expansion Project Rev. Bonds, Series 2015-B, 5.00% 12/15/2045	1,000	1,012
Metropolitan Pier and Exposition Auth., McCormick Place Expansion Project Rev. Ref. Bonds, Series 2022-A, 3.00% 6/15/2025	560	550
Metropolitan Pier and Exposition Auth., McCormick Place Expansion Project Rev. Ref. Bonds, Series 2022-B, 5.00% 12/15/2027	550	563
Metropolitan Pier and Exposition Auth., McCormick Place Expansion Project Rev. Ref. Bonds, Series 2015-B, 5.00% 12/15/2035	7,015	7,194
Metropolitan Pier and Exposition Auth., McCormick Place Expansion Project Rev. Ref. Bonds, Series 2015-B, 5.00% 12/15/2040	5,870	5,965
Metropolitan Pier and Exposition Auth., McCormick Place Expansion Project Rev. Ref. Bonds, Series 2022-A, 4.00% 12/15/2042	7,300	7,061
Metropolitan Pier and Exposition Auth., McCormick Place Expansion Project Rev. Ref. Bonds, Series 2020-A, 5.00% 12/15/2045	1,400	1,430
Metropolitan Pier and Exposition Auth., McCormick Place Expansion Project Rev. Ref. Bonds, Series 2022-A, 4.00% 12/15/2047	2,000	1,866
Metropolitan Pier and Exposition Auth., McCormick Place Expansion Project Rev. Ref. Bonds, Series 2020-A, 4.00% 6/15/2050	9,630	8,863
Metropolitan Pier and Exposition Auth., McCormick Place Expansion Project Rev. Ref. Bonds, Series 2020-A, BAM insured, 4.00% 6/15/2050	4,000	3,759
Metropolitan Pier and Exposition Auth., McCormick Place Expansion Project Rev. Ref. Bonds, Series 2020-A, 5.00% 6/15/2050	5,000	5,075
Metropolitan Pier and Exposition Auth., McCormick Place Expansion Project Rev. Ref. Bonds, Series 2022-A, 4.00% 6/15/2052	3,050	2,783
Metropolitan Pier and Exposition Auth., McCormick Place Expansion Project Rev. Ref. Bonds, Series 2017-A, 5.00% 6/15/2057	6,605	6,669
Metropolitan Pier and Exposition Auth., McCormick Place Expansion Project Rev. Ref. Bonds, Capital Appreciation Bonds, Series 1996-A, National insured, 0% 6/15/2025	2,825	2,624
Metropolitan Pier and Exposition Auth., McCormick Place Expansion Project Rev. Ref. Bonds, Capital Appreciation Bonds, Series 2010-B-1, Assured Guaranty Municipal insured, 0% 6/15/2026	6,035	5,419
Metropolitan Pier and Exposition Auth., McCormick Place Expansion Project Rev. Ref. Bonds, Capital Appreciation Bonds, Series 2022-A, 0% 12/15/2035	760	459
Metropolitan Pier and Exposition Auth., McCormick Place Expansion Project Rev. Ref. Bonds, Capital Appreciation Bonds, Series 2022-A, 0% 6/15/2036	1,350	792
Metropolitan Pier and Exposition Auth., McCormick Place Expansion Project Rev. Ref. Bonds, Capital Appreciation Bonds, Series 2022-A, 0% 12/15/2036	2,375	1,354
Metropolitan Pier and Exposition Auth., McCormick Place Expansion Project Rev. Ref. Bonds, Capital Appreciation Bonds, Series 2022-A, 0% 12/15/2037	585	313
Metropolitan Pier and Exposition Auth., McCormick Place Expansion Project Rev. Ref. Bonds, Capital Appreciation Bonds, Series 2022-A, 0% 6/15/2038	2,540	1,323
Metropolitan Pier and Exposition Auth., McCormick Place Expansion Project Rev. Ref. Bonds, Capital Appreciation Bonds, Series 2022-A, 0% 12/15/2038	2,500	1,274
Metropolitan Pier and Exposition Auth., McCormick Place Expansion Project Rev. Ref. Bonds, Capital Appreciation Bonds, Series 2010-B-1, Assured Guaranty Municipal insured, 0% 6/15/2044	20,000	7,837
Metropolitan Pier and Exposition Auth., McCormick Place Expansion Project Rev. Ref. Bonds, Capital Appreciation Bonds, Series 2017-B, 0% 12/15/2054	29,865	6,581
Metropolitan Pier and Exposition Auth., McCormick Place Expansion Project Rev. Ref. Bonds, Capital Appreciation Bonds, Series 2017-B, BAM insured, 0% 12/15/2054	22,000	5,075
Metropolitan Pier and Exposition Auth., McCormick Place Expansion Project Rev. Ref. Bonds, Capital Appreciation Bonds, Series 2017-A, 0% 12/15/2056	7,160	1,423
Metropolitan Pier and Exposition Auth., McCormick Place Expansion Project Rev. Ref. Bonds, Capital Appreciation Bonds, Series 2017-B, Assured Guaranty Municipal insured, 0% 12/15/2056	30,000	6,303
Municipal Electric Agcy., Power Supply System Rev. Ref. Bonds, Series 2015-A, 5.00% 2/1/2027	3,000	3,090



# The Tax-Exempt Bond Fund of America (continued)

Bonds, notes & other debt instruments (continued)	Principal amount (000)	Value (000)
<b>Illinois (continued)</b>		
Municipal Electric Agcy., Power Supply System Rev. Ref. Bonds, Series 2015-A, 5.00% 2/1/2029	USD7,500	\$ 7,719
Municipal Electric Agcy., Power Supply System Rev. Ref. Bonds, Series 2015-A, 5.00% 2/1/2031	10,450	10,707
Board of Trustees of Northern Illinois University, Auxiliary Facs. System Rev. Ref. Bonds, Series 2020-B, BAM insured, 5.00% 4/1/2024	500	504
Board of Trustees of Northern Illinois University, Auxiliary Facs. System Rev. Ref. Bonds, Series 2020-B, BAM insured, 5.00% 4/1/2025	400	408
Board of Trustees of Northern Illinois University, Auxiliary Facs. System Rev. Ref. Bonds, Series 2020-B, BAM insured, 5.00% 4/1/2026	650	671
Board of Trustees of Northern Illinois University, Auxiliary Facs. System Rev. Ref. Bonds, Series 2020-B, BAM insured, 5.00% 4/1/2028	625	662
Board of Trustees of Northern Illinois University, Auxiliary Facs. System Rev. Ref. Bonds, Series 2020-B, BAM insured, 5.00% 4/1/2029	410	438
Board of Trustees of Northern Illinois University, Auxiliary Facs. System Rev. Ref. Bonds, Series 2020-B, BAM insured, 5.00% 4/1/2030	450	484
Board of Trustees of Northern Illinois University, Auxiliary Facs. System Rev. Ref. Bonds, Series 2020-B, BAM insured, 5.00% 4/1/2031	500	535
Board of Trustees of Northern Illinois University, Auxiliary Facs. System Rev. Ref. Bonds, Series 2020-B, BAM insured, 5.00% 4/1/2032	1,225	1,303
Board of Trustees of Northern Illinois University, Auxiliary Facs. System Rev. Ref. Bonds, Series 2020-B, BAM insured, 5.00% 4/1/2033	1,270	1,346
Board of Trustees of Northern Illinois University, Auxiliary Facs. System Rev. Ref. Bonds, Series 2020-B, BAM insured, 5.00% 4/1/2034	1,560	1,654
Board of Trustees of Northern Illinois University, Auxiliary Facs. System Rev. Ref. Bonds, Series 2021, BAM insured, 4.00% 10/1/2035	1,000	1,000
Board of Trustees of Northern Illinois University, Auxiliary Facs. System Rev. Ref. Bonds, Series 2021, BAM insured, 4.00% 10/1/2037	1,140	1,120
Board of Trustees of Northern Illinois University, Auxiliary Facs. System Rev. Ref. Bonds, Series 2021, BAM insured, 4.00% 10/1/2039	495	479
Board of Trustees of Northern Illinois University, Auxiliary Facs. System Rev. Ref. Bonds, Series 2021, BAM insured, 4.00% 10/1/2041	460	433
Sales Tax Securitization Corp., Sales Tax Securitization Bonds, Series 2018-A, 5.00% 1/1/2033	14,880	15,860
Sales Tax Securitization Corp., Sales Tax Securitization Bonds, Series 2018-A, 5.00% 1/1/2034	8,370	8,917
Sales Tax Securitization Corp., Sales Tax Securitization Bonds, Series 2018-A, 5.00% 1/1/2035	2,675	2,844
Sales Tax Securitization Corp., Sales Tax Securitization Bonds, Series 2018-A, 5.00% 1/1/2036	10,105	10,687
Sales Tax Securitization Corp., Sales Tax Securitization Bonds, Series 2020-A, BAM insured, 5.00% 1/1/2036	1,295	1,387
Sales Tax Securitization Corp., Sales Tax Securitization Bonds, Series 2020-A, BAM insured, 5.00% 1/1/2037	1,280	1,384
Sales Tax Securitization Corp., Sales Tax Securitization Bonds, Series 2020-A, BAM insured, 4.00% 1/1/2039	4,630	4,605
Sales Tax Securitization Corp., Sales Tax Securitization Bonds, Series 2018-A, 5.00% 1/1/2040	17,750	18,531
Sales Tax Securitization Corp., Sales Tax Securitization Rev. Ref. Bonds, Series 2023-C, 5.00% 1/1/2029	3,220	3,477
Sales Tax Securitization Corp., Sales Tax Securitization Rev. Ref. Bonds, Series 2017-A, 5.00% 1/1/2030	1,750	1,873
Sales Tax Securitization Corp., Sales Tax Securitization Rev. Ref. Bonds, Series 2023-A, 5.00% 1/1/2034	4,000	4,477
Sales Tax Securitization Corp., Sales Tax Securitization Rev. Ref. Bonds, Series 2023-A, 5.00% 1/1/2034	1,041	1,136
Sales Tax Securitization Corp., Sales Tax Securitization Rev. Ref. Bonds, Series 2023-C, 5.00% 1/1/2034	3,675	4,106
Sales Tax Securitization Corp., Sales Tax Securitization Rev. Ref. Bonds, Series 2023-C, 5.00% 1/1/2035	4,630	5,144
Sales Tax Securitization Corp., Sales Tax Securitization Rev. Ref. Bonds, Series 2023-C, 5.00% 1/1/2039	3,000	3,179
Board of Trustees of Southern Illinois University, Housing and Auxiliary Facs. System Rev. Bonds, Capital Appreciation Bonds, Series 1999-A, National insured, 0% 4/1/2025	150	139
Board of Trustees of Southern Illinois University, Housing and Auxiliary Facs. System Rev. Ref. Bonds, Series 2015-B, BAM insured, 5.00% 4/1/2025	2,525	2,575
Southwestern Illinois Dev. Auth., Health Fac. Rev. Bonds (Hospital Sisters Services, Inc. Obligated Group), Series 2017-A, 5.00% 2/15/2027	4,655	4,857
Southwestern Illinois Dev. Auth., Health Fac. Rev. Bonds (Hospital Sisters Services, Inc. Obligated Group), Series 2017-A, 5.00% 2/15/2028	4,820	5,098
Southwestern Illinois Dev. Auth., Health Fac. Rev. Bonds (Memorial Group, Inc.), Series 2013, 7.25% 11/1/2036 (preref. 11/1/2023)	385	388
Southwestern Illinois Dev. Auth., Health Fac. Rev. Bonds (Memorial Group, Inc.), Series 2013, 7.625% 11/1/2048 (preref. 11/1/2023)	6,300	6,360
Sports Facs. Auth., Sports Facs. Rev. Ref. Bonds (State Tax Supported), Series 2014, Assured Guaranty Municipal insured, 5.00% 6/15/2027	1,025	1,033
Sports Facs. Auth., Sports Facs. Rev. Ref. Bonds (State Tax Supported), Series 2019, BAM insured, 5.00% 6/15/2029	5,880	6,191
Sports Facs. Auth., Sports Facs. Rev. Ref. Bonds (State Tax Supported), Series 2019, 5.00% 6/15/2030	1,000	1,025



# The Tax-Exempt Bond Fund of America (continued)

Bonds, notes & other debt instruments (continued)	Principal amount (000)	Value (000)
<b>Illinois (continued)</b>		
Sports Facs. Auth., Sports Facs. Rev. Ref. Bonds (State Tax Supported), Series 2014, Assured Guaranty Municipal insured, 5.25% 6/15/2030	USD4,755	\$ 4,808
Sports Facs. Auth., Sports Facs. Rev. Ref. Bonds (State Tax Supported), Series 2014, Assured Guaranty Municipal insured, 5.25% 6/15/2032	3,500	3,538
City of Springfield, Electric Rev. Ref. Bonds, Series 2015, Assured Guaranty Municipal insured, 5.00% 3/1/2031	2,220	2,263
City of Springfield, Electric Rev. Ref. Bonds, Series 2015, Assured Guaranty Municipal insured, 5.00% 3/1/2032	3,000	3,056
City of Springfield, Electric Rev. Ref. Bonds, Series 2015, Assured Guaranty Municipal insured, 5.00% 3/1/2040	4,000	4,069
Toll Highway Auth., Toll Highway Rev. Bonds, Series 2013-A, 5.00% 1/1/2027	2,570	2,573
Toll Highway Auth., Toll Highway Rev. Bonds, Series 2013-A, 5.00% 1/1/2028	1,000	1,001
Toll Highway Auth., Toll Highway Rev. Bonds, Series 2013-A, 5.00% 1/1/2029	5,860	5,868
Toll Highway Auth., Toll Highway Rev. Bonds, Series 2013-A, 5.00% 1/1/2030	7,100	7,110
Toll Highway Auth., Toll Highway Rev. Bonds, Series 2013-A, 5.00% 1/1/2033	2,200	2,203
Toll Highway Auth., Toll Highway Rev. Bonds, Series 2016-B, 5.00% 1/1/2033	5,000	5,237
Toll Highway Auth., Toll Highway Rev. Bonds, Series 2015-B, 5.00% 1/1/2034	1,000	1,039
Toll Highway Auth., Toll Highway Rev. Bonds, Series 2016-B, 5.00% 1/1/2035	3,055	3,197
Toll Highway Auth., Toll Highway Rev. Bonds, Series 2015-B, 5.00% 1/1/2036	2,000	2,072
Toll Highway Auth., Toll Highway Rev. Bonds, Series 2016-B, 5.00% 1/1/2036	2,000	2,086
Toll Highway Auth., Toll Highway Rev. Bonds, Series 2015-B, 5.00% 1/1/2037	1,500	1,550
Toll Highway Auth., Toll Highway Rev. Bonds, Series 2016-B, 5.00% 1/1/2037	1,900	1,976
Toll Highway Auth., Toll Highway Rev. Bonds, Series 2013-A, 5.00% 1/1/2038	35,430	35,461
Toll Highway Auth., Toll Highway Rev. Bonds, Series 2014-B, 5.00% 1/1/2038	2,500	2,510
Toll Highway Auth., Toll Highway Rev. Bonds, Series 2017-A, 5.00% 1/1/2038	4,000	4,234
Toll Highway Auth., Toll Highway Rev. Bonds, Series 2019-A, 4.00% 1/1/2039	5,745	5,706
Toll Highway Auth., Toll Highway Rev. Bonds, Series 2014-B, 5.00% 1/1/2039	3,000	3,012
Toll Highway Auth., Toll Highway Rev. Bonds, Series 2015-A, 5.00% 1/1/2040	7,500	7,646
Toll Highway Auth., Toll Highway Rev. Bonds, Series 2015-B, 5.00% 1/1/2040	6,500	6,688
Toll Highway Auth., Toll Highway Rev. Bonds, Series 2020-A, 5.00% 1/1/2040	1,000	1,084
Toll Highway Auth., Toll Highway Rev. Bonds, Series 2016-B, 5.00% 1/1/2041	23,730	24,533
Toll Highway Auth., Toll Highway Rev. Bonds, Series 2021-A, 5.00% 1/1/2041	15,000	16,351
Toll Highway Auth., Toll Highway Rev. Bonds, Series 2017-A, 5.00% 1/1/2042	7,750	8,125
Toll Highway Auth., Toll Highway Rev. Bonds, Series 2023-A, 5.00% 1/1/2042	2,650	2,908
Toll Highway Auth., Toll Highway Rev. Bonds, Series 2023-A, 5.25% 1/1/2043	10,500	11,681
Toll Highway Auth., Toll Highway Rev. Bonds, Series 2019-A, 4.00% 1/1/2044	2,000	1,976
Toll Highway Auth., Toll Highway Rev. Bonds, Series 2019-A, 5.00% 1/1/2044	5,500	5,805
Toll Highway Auth., Toll Highway Rev. Bonds, Series 2023-A, 5.00% 1/1/2044	16,640	18,090
Toll Highway Auth., Toll Highway Rev. Bonds, Series 2020-A, 5.00% 1/1/2045	16,215	17,254
Toll Highway Auth., Toll Highway Rev. Bonds, Series 2023-A, 5.25% 1/1/2045	7,000	7,715
Board of Trustees of the University of Illinois, Auxiliary Facs. System Rev. Ref. Bonds, Series 2001-A, AMBAC insured, 5.50% 4/1/2024	310	314
Board of Trustees of the University of Illinois, Auxiliary Facs. System Rev. Ref. Bonds, Series 2016-A, 5.00% 4/1/2026	1,960	2,055
Board of Trustees of the University of Illinois, Auxiliary Facs. System Rev. Ref. Bonds, Series 2015-A, 5.00% 4/1/2027	1,185	1,212
Board of Trustees of the University of Illinois, Auxiliary Facs. System Rev. Ref. Bonds, Series 2015-A, 5.00% 4/1/2030	3,120	3,175
Board of Trustees of the University of Illinois, Auxiliary Facs. System Rev. Ref. Bonds, Series 2016-A, 4.00% 4/1/2032	2,930	2,949
Board of Trustees of the University of Illinois, Auxiliary Facs. System Rev. Ref. Bonds, Series 2016-A, 4.00% 4/1/2033	4,535	4,555
Board of Trustees of the University of Illinois, Auxiliary Facs. System Rev. Ref. Bonds, Series 2016-A, 4.00% 4/1/2034	5,000	4,907
Board of Trustees of the University of Illinois, Auxiliary Facs. System Rev. Ref. Bonds, Series 2016-A, Assured Guaranty Municipal insured, 4.00% 4/1/2036	5,500	5,475
Board of Trustees of the University of Illinois, Rev. Ref. Certs. of Part., Series 2014-C, 5.00% 3/15/2024	1,925	1,943
Board of Trustees of the University of Illinois, Rev. Ref. Certs. of Part., Series 2008-A, Assured Guaranty Municipal insured, 5.00% 10/1/2025	2,315	2,318
Village of Volo, Special Service Areas Nos. 3 and 6 (Symphony Meadows / Lancaster Falls Projects), Special Tax Rev. Ref. Bonds, Series 2016, Assured Guaranty Municipal insured, 2.75% 3/1/2024	948	940
Village of Volo, Special Service Areas Nos. 3 and 6 (Symphony Meadows / Lancaster Falls Projects), Special Tax Rev. Ref. Bonds, Series 2016, Assured Guaranty Municipal insured, 2.875% 3/1/2025	503	494
Village of Volo, Special Service Areas Nos. 3 and 6 (Symphony Meadows / Lancaster Falls Projects), Special Tax Rev. Ref. Bonds, Series 2016, Assured Guaranty Municipal insured, 3.00% 3/1/2026	863	853

# The Tax-Exempt Bond Fund of America (continued)

Bonds, notes & other debt instruments (continued)	Principal amount (000)	Value (000)
<b>Illinois (continued)</b>		
County of Will, Community Unit School Dist. No. 365-U (Valley View), G.O. School Bonds, Capital Appreciation Bonds, Series 2005, National insured, 0% 11/1/2024	USD31,295	\$ 29,831
County of Will, Community Unit School Dist. No. 365-U (Valley View), G.O. School Bonds, Capital Appreciation Bonds, Series 2005, National insured, 0% 11/1/2024 (escrowed to maturity)	13,100	12,562
County of Will, Community Unit School Dist. No. 365-U (Valley View), G.O. School Bonds, Capital Appreciation Bonds, Series 2005, National insured, 0% 11/1/2024 (escrowed to maturity)	540	518
County of Will, Community Unit School Dist. No. 365-U (Valley View), G.O. School Bonds, Capital Appreciation Bonds, Series 2005, National insured, 0% 11/1/2025	8,820	8,097
County of Will, Community Unit School Dist. No. 365-U (Valley View), G.O. School Bonds, Capital Appreciation Bonds, Series 2005, National insured, 0% 11/1/2025 (escrowed to maturity)	295	274
United City of Yorkville, Special Service Area Nos. 2005-108 and 2005-109, Special Tax Rev. Ref. Bonds, Series 2016, Assured Guaranty Municipal insured, 2.75% 3/1/2024	1,161	1,151
United City of Yorkville, Special Service Area Nos. 2005-108 and 2005-109, Special Tax Rev. Ref. Bonds, Series 2016, Assured Guaranty Municipal insured, 3.00% 3/1/2025	726	718
United City of Yorkville, Special Service Area Nos. 2005-108 and 2005-109, Special Tax Rev. Ref. Bonds, Series 2016, Assured Guaranty Municipal insured, 3.125% 3/1/2026	1,291	1,281
United City of Yorkville, Special Service Area Nos. 2005-108 and 2005-109, Special Tax Rev. Ref. Bonds, Series 2016, Assured Guaranty Municipal insured, 3.25% 3/1/2027	1,360	1,359
United City of Yorkville, Special Service Area Nos. 2005-108 and 2005-109, Special Tax Rev. Ref. Bonds, Series 2016, Assured Guaranty Municipal insured, 4.00% 3/1/2036	997	1,004
		<u>2,499,726</u>
<b>Indiana 0.98%</b>		
Fin. Auth., Health System Rev. Bonds (Franciscan Alliance, Inc.), Series 2016-B, 5.00% 11/1/2041	12,300	12,537
Fin. Auth., Health System Rev. Bonds (Franciscan Alliance, Inc.), Series 2016-A, 5.00% 11/1/2051	16,400	16,617
Fin. Auth., Hospital Rev. Bonds (Goshen Health), Series 2019-A, 5.00% 11/1/2034	725	774
Fin. Auth., Hospital Rev. Bonds (Goshen Health), Series 2019-A, 5.00% 11/1/2035	1,335	1,412
Fin. Auth., Hospital Rev. Bonds (Goshen Health), Series 2019-A, 4.00% 11/1/2038	2,045	1,954
Fin. Auth., Hospital Rev. Bonds (Goshen Health), Series 2019-A, 4.00% 11/1/2039	1,820	1,705
Fin. Auth., Hospital Rev. Bonds (Goshen Health), Series 2019-A, 4.00% 11/1/2043	8,005	7,198
Fin. Auth., Hospital Rev. Bonds (Marion General Hospital), Series 2020-A, 4.00% 7/1/2045	10,000	9,574
Fin. Auth., Hospital Rev. Bonds (Marion General Hospital), Series 2020-A, 4.00% 7/1/2050	15,000	13,960
Fin. Auth., Hospital Rev. Ref. Bonds (Indiana University Health Obligated Group), Series 2014-A, 5.00% 12/1/2029	1,000	1,025
Fin. Auth., Hospital Rev. Ref. Bonds (Indiana University Health Obligated Group), Series 2015-A, 4.00% 12/1/2040	3,500	3,425
Fin. Auth., Hospital Rev. Ref. Bonds (Indiana University Health), Series 2023-B-2, 5.00% 10/1/2060 (put 7/1/2030)	5,000	5,575
Fin. Auth., Hospital Rev. Ref. Bonds (Indiana University Health), Series 2023-B-1, 5.00% 10/1/2062 (put 7/1/2028)	7,435	8,056
Fin. Auth., Hospital Rev. Ref. Bonds (Methodist Hospitals, Inc.), Series 2014-A, 5.00% 9/15/2025	1,525	1,542
Fin. Auth., Hospital Rev. Ref. Bonds (Methodist Hospitals, Inc.), Series 2014-A, 5.00% 9/15/2029	1,000	1,010
Fin. Auth., Hospital Rev. Ref. Bonds (Methodist Hospitals, Inc.), Series 2014-A, 5.00% 9/15/2031	1,700	1,710
Fin. Auth., Midwestern Disaster Relief Rev. Bonds (Ohio Valley Electric Corp. Project), Series 2012-B, 3.00% 11/1/2030	2,750	2,525
Fin. Auth., Midwestern Disaster Relief Rev. Bonds (Ohio Valley Electric Corp. Project), Series 2012-A, 4.25% 11/1/2030	10,695	10,778
Fin. Auth., Pollution Control Rev. Bonds (Ohio Valley Electric Corp. Project), Series 2010-B, 2.50% 11/1/2030	1,790	1,589
Fin. Auth., Pollution Control Rev. Bonds (Ohio Valley Electric Corp. Project), Series 2010-A, 3.00% 11/1/2030	850	781
Fin. Auth., Rev. Bonds (BHI Senior Living Obligated Group), Series 2018-A, 5.00% 11/15/2023	250	250
Fin. Auth., Rev. Bonds (BHI Senior Living Obligated Group), Series 2018-A, 5.00% 11/15/2027	1,050	1,058
Fin. Auth., Rev. Bonds (BHI Senior Living Obligated Group), Series 2018-A, 5.00% 11/15/2028	1,100	1,104
Fin. Auth., Rev. Bonds (BHI Senior Living Obligated Group), Series 2018-A, 5.00% 11/15/2043	420	390
Fin. Auth., Rev. Bonds (BHI Senior Living Obligated Group), Series 2016-A, 5.25% 11/15/2046	3,240	3,057
Fin. Auth., Rev. Bonds (Greencroft Obligated Group), Series 2013-A, 7.00% 11/15/2043	1,000	1,008
Fin. Auth., Rev. Bonds (BHI Senior Living Obligated Group), Series 2021-A, 4.00% 11/15/2041	1,350	1,086
Fin. Auth., Wastewater Utility Rev. Ref. Bonds (CWA Auth. Project), Series 2021-2, 3.00% 10/1/2039	2,000	1,752
Fin. Auth., Wastewater Utility Rev. Ref. Bonds (CWA Auth. Project), Series 2023-A, 5.00% 10/1/2039	1,075	1,206
Fin. Auth., Wastewater Utility Rev. Ref. Bonds (CWA Auth. Project), Series 2024-A, 5.00% 10/1/2041	1,500	1,599
Fin. Auth., Wastewater Utility Rev. Ref. Bonds (CWA Auth. Project), Series 2024-A, 5.00% 10/1/2042	1,500	1,595
Fin. Auth., Wastewater Utility Rev. Ref. Bonds (CWA Auth. Project), Series 2024-A, 5.00% 10/1/2043	1,000	1,062
Fin. Auth., Wastewater Utility Rev. Ref. Bonds (CWA Auth. Project), Series 2024-A, 5.00% 10/1/2044	1,200	1,267
Fin. Auth., Wastewater Utility Rev. Ref. Green Bonds (CWA Auth. Project), Series 2021-A, 4.00% 10/1/2046	1,000	967
Housing and Community Dev. Auth., Collateralized Rev. Bonds (RD Moving Forward Biggs Project), Series 2022, 2.00% 4/1/2025 (put 4/1/2024)	1,125	1,111
Housing and Community Dev. Auth., Single Family Mortgage Rev. Bonds, Series 2020-B-1, 1.95% 7/1/2035	2,665	2,046

# The Tax-Exempt Bond Fund of America (continued)

Bonds, notes & other debt instruments (continued)	Principal amount (000)	Value (000)
<b>Indiana (continued)</b>		
Housing and Community Dev. Auth., Single Family Mortgage Rev. Bonds, Series 2019-B, 3.50% 1/1/2049	USD2,510	\$ 2,457
Housing and Community Dev. Auth., Single Family Mortgage Rev. Bonds, Series 2020-A, 3.75% 1/1/2049	1,345	1,325
Housing and Community Dev. Auth., Single Family Mortgage Rev. Bonds, Series 2021-B, 3.00% 7/1/2050	1,795	1,727
Housing and Community Dev. Auth., Single Family Mortgage Rev. Bonds, Series 2021-A, 3.00% 7/1/2051	3,900	3,757
Housing and Community Dev. Auth., Single Family Mortgage Rev. Bonds, Series 2021-C-1, 3.00% 1/1/2052	2,430	2,325
Housing and Community Dev. Auth., Single Family Mortgage Rev. Bonds, Series 2022-A, 3.00% 7/1/2052	11,660	11,148
Housing and Community Dev. Auth., Single Family Mortgage Rev. Bonds, Series 2022-C-1, 5.00% 7/1/2053	1,310	1,352
City of Indianapolis, Local Public Improvement Bond Bank Bonds (Indianapolis Airport Auth. Project), Series 2019-I-2, 5.00% 1/1/2034	1,170	1,313
City of Indianapolis, Local Public Improvement Bond Bank Bonds (Indianapolis Airport Auth. Project), Series 2019-I-2, 5.00% 1/1/2035	1,230	1,375
City of Indianapolis, Local Public Improvement Bond Bank Bonds (Indianapolis Airport Auth. Project), Series 2019-I-2, 5.00% 1/1/2036	1,295	1,426
City of Indianapolis, Local Public Improvement Bond Bank Bonds (Indianapolis Airport Auth. Project), Series 2019-I-2, 5.00% 1/1/2037	1,355	1,479
City of Indianapolis, Local Public Improvement Bond Bank Bonds (Indianapolis Airport Auth. Project), Series 2019-I-1, 5.00% 1/1/2044	5,100	5,436
City of Indianapolis, Local Public Improvement Bond Bank Bonds (Indianapolis Airport Auth. Project), Series 2019-I-1, 4.00% 1/1/2050	31,485	30,029
City of Indianapolis, Local Public Improvement Bond Bank Rev. Bonds, Capital Appreciation Bonds, Series 1999-E, AMBAC insured, 0% 2/1/2025	2,540	2,409
City of Indianapolis, Local Public Improvement Bond Bank Rev. Ref. Bonds (Cityway 1 Project), Series 2021-B, 5.00% 2/1/2034	1,415	1,422
City of Indianapolis, Local Public Improvement Bond Bank Rev. Ref. Bonds (Cityway 1 Project), Series 2021-B, 5.00% 2/1/2036	1,080	1,085
Municipal Power Agcy., Power Supply System Rev. Bonds, Series 2016-C, 5.00% 1/1/2036	4,550	4,693
Municipal Power Agcy., Power Supply System Rev. Bonds, Series 2016-C, 5.00% 1/1/2037	5,970	6,139
Municipal Power Agcy., Power Supply System Rev. Bonds, Series 2013-A, 5.00% 1/1/2042	2,750	2,752
Municipal Power Agcy., Power Supply System Rev. Bonds, Series 2022-A, 5.50% 1/1/2053	1,000	1,109
City of Rockport, Pollution Control Rev. Ref. Bonds (Indiana Michigan Power Co. Project), Series 2002-A, 2.75% 6/1/2025	3,200	3,131
City of Rockport, Pollution Control Rev. Ref. Bonds (Indiana Michigan Power Co. Project), Series 2009-B, 3.05% 6/1/2025	12,635	12,430
		<u>224,624</u>
<b>Iowa 0.29%</b>		
Fin. Auth., Health Facs. Rev. Bonds (UnityPoint Health), Series 2014-C, 4.00% 2/15/2033	8,650	8,654
Fin. Auth., Midwestern Disaster Area Rev. Ref. Bonds (Iowa Fertilizer Co. Project), Series 2022, 5.00% 12/1/2050 (put 12/1/2042)	1,500	1,531
Fin. Auth., Midwestern Disaster Area Rev. Ref. Bonds (Iowa Fertilizer Co. Project), Series 2022, 5.00% 12/1/2050	1,500	1,518
Fin. Auth., Senior Housing Rev. Bonds (Northcrest, Inc. Project), Series 2018-A, 5.00% 3/1/2028	260	259
Fin. Auth., Single Family Mortgage Bonds (Mortgage-Backed Securities Program), Series 2016-A, 4.00% 7/1/2046	685	682
Fin. Auth., Single Family Mortgage Bonds (Mortgage-Backed Securities Program), Series 2021-A, 3.00% 1/1/2047	2,765	2,658
Fin. Auth., Single Family Mortgage Bonds (Mortgage-Backed Securities Program), Series 2017-C, 3.50% 1/1/2047	3,230	3,181
Fin. Auth., Single Family Mortgage Bonds (Mortgage-Backed Securities Program), Series 2018-A, 4.00% 7/1/2047	1,550	1,537
Fin. Auth., Single Family Mortgage Bonds (Mortgage-Backed Securities Program), Series 2019-A, 4.00% 7/1/2047	1,090	1,082
Fin. Auth., Single Family Mortgage Bonds (Mortgage-Backed Securities Program), Series 2019-D, 3.50% 1/1/2049	1,575	1,537
Fin. Auth., Single Family Mortgage Bonds (Mortgage-Backed Securities Program), Series 2020-A, 3.75% 1/1/2050	3,395	3,344
Fin. Auth., Single Family Mortgage Bonds (Mortgage-Backed Securities Program), Series 2021-B, 3.00% 7/1/2051	7,430	7,147
Fin. Auth., Single Family Mortgage Bonds (Mortgage-Backed Securities Program), Series 2022-J, 6.00% 7/1/2052	3,995	4,289
Fin. Auth., State Revolving Fund Rev. Green Bonds, Series 2021-A, 5.00% 8/1/2034	2,000	2,324
PEFA, Inc., Gas Project Rev. Bonds, Series 2019, 5.00% 9/1/2049 (put 9/1/2026)	16,500	16,807
Tobacco Settlement Auth., Tobacco Settlement Asset-Backed Bonds, Series 2021-A-2, 4.00% 6/1/2035	2,000	2,022
Tobacco Settlement Auth., Tobacco Settlement Asset-Backed Bonds, Series 2021-A-2, 4.00% 6/1/2037	1,900	1,878
Tobacco Settlement Auth., Tobacco Settlement Asset-Backed Bonds, Series 2021-A-2, 4.00% 6/1/2039	2,145	2,084
Board of Regents of the University of Iowa, Hospital Rev. Bonds (University of Iowa Hospitals and Clinics), Series 2022-B, 3.00% 9/1/2056	5,000	3,618
		<u>66,152</u>

# The Tax-Exempt Bond Fund of America (continued)

Bonds, notes & other debt instruments (continued)	Principal amount (000)	Value (000)
<b>Kansas 0.16%</b>		
Ellis County Unified School Dist. No. 489, G.O. Rev. Ref. and Improvement Bonds, Series 2022-B, Assured Guaranty Municipal insured, 5.00% 9/1/2042	USD2,000	\$ 2,169
Ellis County Unified School Dist. No. 489, G.O. Rev. Ref. and Improvement Bonds, Series 2022-B, Assured Guaranty Municipal insured, 5.00% 9/1/2047	2,750	2,941
City of Manhattan, Health Care Facs. Rev. Bonds (Meadowlark Hills), Series 2022-B-2, 2.375% 6/1/2027	430	404
City of Overland Park, Special Obligation Sales Tax Rev. Bonds (Bluhawk Star Bond Project), Series 2022-A, 5.50% 11/15/2028 <sup>1</sup>	750	767
Dept. of Transportation, Highway Rev. Bonds, Series 2004-C-3, (1-month USD-LIBOR x 0.70 + 0.40%) 4.043% 9/1/2023 <sup>2,3</sup>	2,500	2,500
Dept. of Transportation, Highway Rev. Bonds, Series 2004-C-4, (1-month USD-LIBOR x 0.70 + 0.50%) 4.144% 9/1/2024 <sup>2,3</sup>	15,900	15,860
University of Kansas Hospital Auth., Health Facs. Rev. Bonds (University of Kansas Health System), Series 2017-A, 5.00% 3/1/2047 (preref. 3/1/2027)	3,245	3,469
Unified Government of Wyandotte County, Special Obligation Improvement Rev. Ref. Bonds (Wyandotte Plaza Redev. Project), Series 2016, 4.00% 12/1/2028	210	197
Unified Government of Wyandotte County, Special Obligation Improvement Rev. Ref. Bonds (Wyandotte Plaza Redev. Project), Series 2016, 5.00% 12/1/2034	625	593
Unified Government of Wyandotte County, Special Obligation Rev. Bonds (Village East Project Area Nos. 2B, 3 and 5), Series 2022, 5.25% 9/1/2035 <sup>1</sup>	7,895	7,676
		<u>36,576</u>
<b>Kentucky 1.24%</b>		
City of Ashland, Medical Center Rev. Bonds (Ashland Hospital Corp. - King's Daughters Medical Center Project), Series 2016-A, 5.00% 2/1/2040	4,120	4,153
City of Ashland, Medical Center Rev. Ref. Bonds (Ashland Hospital Corp. - King's Daughters Medical Center Project), Series 2019, 4.00% 2/1/2035	465	461
Econ. Dev. Fin. Auth., Health System Rev. Bonds (Norton Healthcare, Inc.), Capital Appreciation Bonds, Series 2000-B, National insured, 0% 10/1/2027	1,000	853
Econ. Dev. Fin. Auth., Hospital Rev. Bonds (Baptist Healthcare System Obligated Group), Series 2017-B, 5.00% 8/15/2036	3,320	3,465
Econ. Dev. Fin. Auth., Hospital Rev. Bonds (Baptist Healthcare System Obligated Group), Series 2017-B, 5.00% 8/15/2041	3,450	3,550
Econ. Dev. Fin. Auth., Hospital Rev. Bonds (Baptist Healthcare System Obligated Group), Series 2017-B, 5.00% 8/15/2046	2,750	2,811
Econ. Dev. Fin. Auth., Louisville Arena Project Rev. Ref. Bonds (Louisville Arena Auth., Inc.), Series 2017-A, Assured Guaranty Municipal insured, 4.00% 12/1/2041	1,000	986
Econ. Dev. Fin. Auth., Louisville Arena Project Rev. Ref. Bonds (Louisville Arena Auth., Inc.), Series 2017-A, Assured Guaranty Municipal insured, 5.00% 12/1/2045	11,700	11,977
Econ. Dev. Fin. Auth., Louisville Arena Project Rev. Ref. Bonds (Louisville Arena Auth., Inc.), Series 2017-A, Assured Guaranty Municipal insured, 5.00% 12/1/2047	2,965	2,950
Housing Corp., Housing Rev. Bonds, Series 2013-D, 3.50% 1/1/2033	150	149
Housing Corp., Multi Family Housing Rev. Bonds (Bowling Green Towers Project), Series 2022, 3.50% 9/1/2025 (put 9/1/2024)	22,209	22,009
Housing Corp., Multi Family Housing Rev. Bonds (Cambridge Square Project), Series 2021, 0.30% 8/1/2024 (put 2/1/2024)	1,105	1,081
Housing Corp., Multi Family Housing Rev. Bonds (New Hope Properties Portfolio Project), Series 2021, 0.41% 4/1/2024 (put 10/1/2023)	15,870	15,735
Housing Corp., Multi Family Housing Rev. Bonds (Winterwood II Rural Housing Portfolio), Series 2021, 0.37% 10/1/2024 (put 10/1/2023)	7,250	7,194
Louisville/Jefferson Metro County Government, Health System Rev. Bonds (Norton Healthcare, Inc.), Series 2016-A, 5.00% 10/1/2029	4,085	4,246
Louisville/Jefferson Metro County Government, Health System Rev. Bonds (Norton Healthcare, Inc.), Series 2016-A, 5.00% 10/1/2033	1,000	1,039
Louisville/Jefferson Metro County Government, Health System Rev. Bonds (Norton Healthcare, Inc.), Series 2016-A, 4.00% 10/1/2035	4,280	4,279
Louisville/Jefferson Metro County Government, Health System Rev. Bonds (Norton Healthcare, Inc.), Series 2016-A, 4.00% 10/1/2036	11,800	11,596
Louisville/Jefferson Metro County Government, Health System Rev. Bonds (Norton Healthcare, Inc.), Series 2020-A, 5.00% 10/1/2037	2,500	2,619
Louisville/Jefferson Metro County Government, Health System Rev. Bonds (Norton Healthcare, Inc.), Series 2020-A, 5.00% 10/1/2038	2,300	2,402



# The Tax-Exempt Bond Fund of America (continued)

Bonds, notes & other debt instruments (continued)	Principal amount (000)	Value (000)
<b>Kentucky (continued)</b>		
Louisville/Jefferson Metro County Government, Health System Rev. Bonds (Norton Healthcare, Inc.), Series 2020-A, 4.00% 10/1/2040	USD930	\$ 896
Louisville/Jefferson Metro County Government, Health System Rev. Bonds (Norton Healthcare, Inc.), Series 2020-A, 3.00% 10/1/2043	2,500	1,918
Louisville/Jefferson Metro County Government, Health System Rev. Bonds (Norton Healthcare, Inc.), Series 2020-D, 5.00% 10/1/2047 (put 10/1/2029)	5,505	5,888
Louisville/Jefferson Metro County Government, Hospital Rev. Bonds (UofL Health Project), Series 2022-A, 5.00% 5/15/2047	10,000	10,239
Louisville/Jefferson Metro County Government, Hospital Rev. Bonds (UofL Health Project), Series 2022-A, Assured Guaranty Municipal insured, 5.00% 5/15/2047	4,000	4,228
Louisville/Jefferson Metro County Government, Hospital Rev. Bonds (UofL Health Project), Series 2022-A, 5.00% 5/15/2052	24,430	24,815
City of Paducah, Electric Plant Board, Rev. Ref. Bonds, Series 2016-A, Assured Guaranty Municipal insured, 5.00% 10/1/2027	2,000	2,101
City of Paducah, Electric Plant Board, Rev. Ref. Bonds, Series 2016-A, Assured Guaranty Municipal insured, 5.00% 10/1/2028	1,500	1,575
City of Paducah, Electric Plant Board, Rev. Ref. Bonds, Series 2016-A, Assured Guaranty Municipal insured, 5.00% 10/1/2032	2,610	2,722
City of Paducah, Electric Plant Board, Rev. Ref. Bonds, Series 2016-A, Assured Guaranty Municipal insured, 5.00% 10/1/2033	2,185	2,277
Property and Buildings Commission, Commonwealth Rev. Bonds (Project No. 112), Series 2016-B, Assured Guaranty Municipal insured, 5.00% 11/1/2023	1,000	1,004
Public Energy Auth., Gas Supply Rev. Bonds, Series 2018-A, 4.00% 4/1/2048 (put 4/1/2024)	2,500	2,498
Public Energy Auth., Gas Supply Rev. Bonds, Series 2018-B, 4.00% 1/1/2049 (put 1/1/2025)	17,000	16,998
Public Energy Auth., Gas Supply Rev. Bonds, Series 2019-A-1, 4.00% 12/1/2049 (put 6/1/2025)	26,480	26,420
Public Energy Auth., Gas Supply Rev. Bonds, Series 2018-B, (1-month USD-LIBOR x 0.67 + 1.12%) 4.607% 12/1/2049 (put 6/1/2025) <sup>2,3</sup>	3,340	3,340
Public Energy Auth., Gas Supply Rev. Bonds, Series 2019-C-1, 4.00% 2/1/2050 (put 2/1/2028)	1,200	1,189
Public Energy Auth., Gas Supply Rev. Bonds, Series 2020-A, 4.00% 12/1/2050 (put 6/1/2026)	16,500	16,467
Public Energy Auth., Gas Supply Rev. Bonds, Series 2022-A-1, 4.00% 8/1/2052 (put 8/1/2030)	39,975	39,216
Public Transportation Infrastructure Auth., Toll Rev. Ref. Bonds, Series 2021-B, Assured Guaranty Municipal insured, 4.00% 7/1/2049 <sup>1</sup>	3,335	3,068
Public Transportation Infrastructure Auth., Toll Rev. Ref. Bonds, Series 2021-B, Assured Guaranty Municipal insured, 4.00% 7/1/2053 <sup>1</sup>	15,910	14,216
		<u>284,630</u>
<b>Louisiana 1.40%</b>		
Aviation Board, General Airport Rev. Bonds (North Terminal Project), Series 2015-A, 5.00% 1/1/2033	845	864
Aviation Board, General Airport Rev. Bonds (North Terminal Project), Series 2017-A, 5.00% 1/1/2035	1,340	1,410
Aviation Board, General Airport Rev. Bonds (North Terminal Project), Series 2015-A, 5.00% 1/1/2040	1,300	1,317
Aviation Board, General Airport Rev. Bonds (North Terminal Project), Series 2015-A, 5.00% 1/1/2045	2,500	2,524
Aviation Board, General Airport Rev. Bonds (North Terminal Project), Series 2017-A, 5.00% 1/1/2048	12,855	13,183
Aviation Board, General Airport Rev. Ref. Bonds (Gulf Opportunity Zone Projects), Series 2019, 5.00% 1/1/2034	1,150	1,247
Aviation Board, General Airport Rev. Ref. Bonds (Gulf Opportunity Zone Projects), Series 2019, 4.00% 1/1/2037	1,000	1,007
Aviation Board, General Airport Rev. Ref. Bonds (Gulf Opportunity Zone Projects), Series 2019, 5.00% 1/1/2040	1,625	1,714
Aviation Board, General Airport Rev. Ref. Bonds (Gulf Opportunity Zone Projects), Series 2019, 5.00% 1/1/2041	1,710	1,802
Citizens Property Insurance Corp., Assessment Rev. Ref. Bonds, Series 2016-A, 5.00% 6/1/2025	6,005	6,189
Citizens Property Insurance Corp., Assessment Rev. Ref. Bonds, Series 2016-A, 5.00% 6/1/2026	22,000	23,090
Parish of East Baton Rouge, Capital Improvements Dist., Sales Tax Rev. Bonds, Series 2019, 5.00% 8/1/2023	725	725
Parish of East Baton Rouge, Capital Improvements Dist., Sales Tax Rev. Bonds, Series 2019, 5.00% 8/1/2024	700	712
Parish of East Baton Rouge, Road and Street Improvement Sales Tax Rev. Ref. Bonds, Series 2020, Assured Guaranty Municipal insured, 5.00% 8/1/2029	1,000	1,108
Parish of East Baton Rouge, Sewerage Commission, Multi Modal Rev. Ref. Bonds, Series 2021-A, 1.30% 2/1/2041 (put 2/1/2028)	18,305	15,548
Parish of East Baton Rouge, Sewerage Commission, Rev. Ref. Bonds, Series 2019, 5.00% 2/1/2032	2,070	2,311
Parish of East Baton Rouge, Sewerage Commission, Rev. Ref. Bonds, Series 2019, 5.00% 2/1/2033	1,790	1,996
Parish of East Baton Rouge, Sewerage Commission, Rev. Ref. Bonds, Series 2019, 5.00% 2/1/2034	1,500	1,677
Parish of East Baton Rouge, Sewerage Commission, Rev. Ref. Bonds, Series 2019, 4.00% 2/1/2045	16,500	16,194
Gasoline and Fuels Tax Rev. Ref. Bonds, Series 2022-A, (USD-SOFR x 0.50 + 0.50%) 4.042% 5/1/2043 (put 5/1/2026) <sup>3</sup>	2,230	2,189
Greater New Orleans Expressway Commission, Toll Rev. Bonds, Series 2017, Assured Guaranty Municipal insured, 5.00% 11/1/2042	4,000	4,100



# The Tax-Exempt Bond Fund of America (continued)

Bonds, notes & other debt instruments (continued)	Principal amount (000)	Value (000)
<b>Louisiana (continued)</b>		
Greater New Orleans Expressway Commission, Toll Rev. Bonds, Series 2017, Assured Guaranty Municipal insured, 5.00% 11/1/2047	USD3,320	\$ 3,393
Housing Corp., Single Family Mortgage Rev. Bonds (Home Ownership Program), Series 2021-D, 3.25% 12/1/2052	8,300	8,030
Housing Corp., Single Family Mortgage Rev. Bonds (Home Ownership Program), Series 2023-A, 5.75% 6/1/2054	1,000	1,080
Parish of Jefferson, Sales Tax Rev. Ref. Bonds, Series 2019-A, Assured Guaranty Municipal insured, 5.00% 12/1/2026	1,000	1,057
Parish of Jefferson, Sales Tax Rev. Ref. Bonds, Series 2019-B, Assured Guaranty Municipal insured, 4.00% 12/1/2037	3,000	3,016
Parish of Livingston, Juban Crossing Econ. Dev. Dist., Rev. Ref. Bonds (Drainage Projects), Series 2015-C, 7.00% 9/15/2044 <sup>1</sup>	1,465	1,471
Local Government Environmental Facs. and Community Dev. Auth., Rev. Bonds (Southeastern Louisiana University Student Housing Project), Series 2017, Assured Guaranty Municipal insured, 5.00% 8/1/2030	2,000	2,140
Local Government Environmental Facs. and Community Dev. Auth., Rev. Ref. Bonds (Entergy Louisiana, LLC Projects), Series 2021-A, 2.00% 6/1/2030	1,100	962
Local Government Environmental Facs. and Community Dev. Auth., Rev. Ref. Bonds (Entergy Louisiana, LLC Projects), Series 2021-B, 2.50% 4/1/2036	43,630	35,673
Local Government Environmental Facs. and Community Dev. Auth., Rev. Ref. Bonds (Louisiana Community and Technical College System Act 391 Projects), Series 2017, BAM insured, 5.00% 10/1/2028	2,500	2,717
Local Government Environmental Facs. and Community Dev. Auth., Rev. Ref. Bonds (Ragin' Cajun Facs., Inc. Project), Series 2017, Assured Guaranty Municipal insured, 5.00% 10/1/2030	3,940	4,196
Local Government Environmental Facs. and Community Dev. Auth., Rev. Ref. Bonds (Ragin' Cajun Facs., Inc. Project), Series 2017, Assured Guaranty Municipal insured, 5.00% 10/1/2032	4,580	4,873
Local Government Environmental Facs. and Community Dev. Auth., Rev. Ref. Bonds (Ragin' Cajun Facs., Inc. Project), Series 2017, Assured Guaranty Municipal insured, 5.00% 10/1/2033	4,620	4,908
Local Government Environmental Facs. and Community Dev. Auth., Rev. Ref. Bonds (Ragin' Cajun Facs., Inc. Project), Series 2017, Assured Guaranty Municipal insured, 5.00% 10/1/2034	4,895	5,201
Local Government Environmental Facs. and Community Dev. Auth., Rev. Ref. Bonds (Ragin' Cajun Facs., Inc. Project), Series 2017, Assured Guaranty Municipal insured, 5.00% 10/1/2036	4,680	4,909
Local Government Environmental Facs. and Community Dev. Auth., Rev. Ref. Bonds (Ragin' Cajun Facs., Inc. Project), Series 2017, Assured Guaranty Municipal insured, 5.00% 10/1/2043	1,250	1,282
Local Government Environmental Facs. and Community Dev. Auth., Rev. Ref. Bonds (Westlake Chemical Corp. Projects), Series 2017, 3.50% 11/1/2032	6,700	6,478
Louisiana Stadium and Exposition Dist., Rev. Bonds, Series 2023-A, 5.00% 7/1/2035	2,250	2,580
Louisiana Stadium and Exposition Dist., Rev. Bonds, Series 2023-A, 5.00% 7/1/2036	1,400	1,587
Louisiana Stadium and Exposition Dist., Rev. Bonds, Series 2023-A, 5.00% 7/1/2037	1,250	1,400
City of New Orleans, Regional Transit Auth., Sales Tax Rev. Ref. Bonds, Series 2020-A, Assured Guaranty Municipal insured, 5.00% 1/1/2034	2,000	2,252
City of New Orleans, Regional Transit Auth., Sales Tax Rev. Ref. Bonds, Series 2020-A, Assured Guaranty Municipal insured, 5.00% 1/1/2035	1,500	1,690
City of New Orleans, Sewerage Service Rev. and Rev. Ref. Bonds, Series 2015, 5.00% 6/1/2030 (preref. 6/1/2025)	900	931
City of New Orleans, Sewerage Service Rev. and Rev. Ref. Bonds, Series 2015, 5.00% 12/1/2033 (preref. 12/1/2025)	1,000	1,042
City of New Orleans, Sewerage Service Rev. and Rev. Ref. Bonds, Series 2015, 5.00% 12/1/2034 (preref. 12/1/2025)	1,000	1,042
City of New Orleans, Sewerage Service Rev. and Rev. Ref. Bonds, Series 2015, 5.00% 6/1/2045 (preref. 6/1/2025)	1,350	1,396
City of New Orleans, Sewerage Service Rev. Bonds, Series 2020-B, 5.00% 6/1/2045	1,500	1,575
City of New Orleans, Sewerage Service Rev. Bonds, Series 2020-B, 4.00% 6/1/2050	2,400	2,188
City of New Orleans, Water Rev. and Rev. Ref. Bonds, Series 2014, 5.00% 12/1/2029 (preref. 12/1/2025)	900	937
City of New Orleans, Water Rev. and Rev. Ref. Bonds, Series 2014, 5.00% 12/1/2032 (preref. 12/1/2025)	1,000	1,042
City of New Orleans, Water Rev. and Rev. Ref. Bonds, Series 2014, 5.00% 12/1/2044 (preref. 12/1/2024)	7,570	7,745
Offshore Terminal Auth., Deepwater Port Rev. Bonds (Loop, LLC Project), Series 2013-A, 1.65% 9/1/2033 (put 12/1/2023)	3,500	3,463
Public Facs. Auth., Hospital Rev. Bonds (Louisiana Children's Medical Center Project), Series 2015-A-3, 5.00% 6/1/2045 (put 6/1/2028)	680	724
Public Facs. Auth., Hospital Rev. Bonds (Franciscan Missionaries of Our Lady Health System Project), Series 2015-A, 5.00% 7/1/2033	4,970	5,085
Public Facs. Auth., Hospital Rev. Bonds (Franciscan Missionaries of Our Lady Health System Project), Series 2015-A, 5.00% 7/1/2033 (preref. 7/1/2025)	30	31
Public Facs. Auth., Lease Rev. Bonds (Provident Group - Flagship Properties, LLC - Louisiana State University Greenhouse Dist. Phase II Project), Series 2017, 5.00% 7/1/2052	1,000	1,011

# The Tax-Exempt Bond Fund of America (continued)

Bonds, notes & other debt instruments (continued)	Principal amount (000)	Value (000)
<b>Louisiana (continued)</b>		
Public Facs. Auth., Lease Rev. Bonds (Provident Group - Flagship Properties, LLC - Louisiana State University Greenhouse Dist. Phase II Project), Series 2017, 5.00% 7/1/2057	USD8,395	\$ 8,466
Public Facs. Auth., Lease Rev. Bonds (Provident Group - Flagship Properties, LLC - Louisiana State University Greenhouse Dist. Phase III Project), Series 2019-A, 5.00% 7/1/2059	2,500	2,529
Public Facs. Auth., Lease Rev. Bonds (Provident Group - Flagship Properties, LLC - Louisiana State University Nicholson Gateway Project), Series 2016-A, 5.00% 7/1/2046	1,100	1,114
Public Facs. Auth., Lease Rev. Bonds (Provident Group - Flagship Properties, LLC - Louisiana State University Nicholson Gateway Project), Series 2016-A, 5.00% 7/1/2051	17,590	17,745
Public Facs. Auth., Lease Rev. Bonds (Provident Group - Flagship Properties, LLC - Louisiana State University Nicholson Gateway Project), Series 2016-A, 5.00% 7/1/2056	10,670	10,738
Public Facs. Auth., Rev. and Rev. Ref. Bonds (Ochsner Clinic Foundation Project), Series 2017, 5.00% 5/15/2042	1,400	1,431
Public Facs. Auth., Rev. Bonds (Ochsner Clinic Foundation Project), Series 2016, 5.00% 5/15/2032 (preref. 5/15/2026)	5	5
Public Facs. Auth., Rev. Bonds (Ochsner Clinic Foundation Project), Series 2015, 5.00% 5/15/2033	3,455	3,550
Public Facs. Auth., Rev. Bonds (Ochsner Clinic Foundation Project), Series 2016, 5.00% 5/15/2034 (preref. 5/15/2026)	10	10
Public Facs. Auth., Rev. Ref. Bonds (Nineteenth Judicial Dist. Court Building Project), Series 2015, Assured Guaranty Municipal insured, 5.25% 6/1/2051 (preref. 6/1/2025)	12,405	12,850
Public Facs. Auth., Rev. Ref. Bonds (Ochsner Clinic Foundation Project), Series 2015, 5.00% 5/15/2032	2,000	2,056
Public Facs. Auth., Rev. Ref. Bonds (Ochsner Clinic Foundation Project), Series 2016, 5.00% 5/15/2032	495	513
Public Facs. Auth., Rev. Ref. Bonds (Ochsner Clinic Foundation Project), Series 2016, 5.00% 5/15/2034	1,490	1,542
Public Facs. Auth., Rev. Ref. Bonds (Ochsner Clinic Foundation Project), Series 2015, 5.00% 5/15/2047	4,000	4,041
Parish of St. John the Baptist, Rev. Ref. Bonds (Marathon Oil Corp. Project), Series 2017, 2.10% 6/1/2037 (put 7/1/2024)	2,035	1,998
Parish of St. John the Baptist, Rev. Ref. Bonds (Marathon Oil Corp. Project), Series 2017-B-1, 2.125% 6/1/2037 (put 7/1/2024)	4,700	4,615
Parish of St. John the Baptist, Rev. Ref. Bonds (Marathon Oil Corp. Project), Series 2017, 2.20% 6/1/2037 (put 7/1/2026)	7,070	6,675
Parish of St. John the Baptist, Rev. Ref. Bonds (Marathon Oil Corp. Project), Series 2017-B-2, 2.375% 6/1/2037 (put 7/1/2026)	4,200	3,985
City of Shreveport, Water and Sewer Rev. Bonds, Series 2018-C, BAM insured, 5.00% 12/1/2029	3,300	3,532
City of Shreveport, Water and Sewer Rev. Bonds, Series 2019-B, Assured Guaranty Municipal insured, 5.00% 12/1/2031	500	548
City of Shreveport, Water and Sewer Rev. Bonds, Series 2019-B, Assured Guaranty Municipal insured, 4.00% 12/1/2033	325	327
City of Shreveport, Water and Sewer Rev. Bonds, Series 2019-B, Assured Guaranty Municipal insured, 4.00% 12/1/2036	365	362
City of Shreveport, Water and Sewer Rev. Bonds, Series 2017-B, Assured Guaranty Municipal insured, 5.00% 12/1/2036	1,250	1,346
City of Shreveport, Water and Sewer Rev. Bonds, Series 2017-B, Assured Guaranty Municipal insured, 5.00% 12/1/2037	1,340	1,436
City of Shreveport, Water and Sewer Rev. Bonds, Series 2017-B, Assured Guaranty Municipal insured, 5.00% 12/1/2041	1,000	1,061
		<u>322,489</u>
<b>Maine 0.14%</b>		
Health and Higher Educational Facs. Auth., Rev. Bonds (Eastern Maine Healthcare Systems Obligated Group Issue), Series 2016-A, 5.00% 7/1/2046	1,595	1,463
Housing Auth., Mortgage Purchase Bonds, Series 2020-F, 2.00% 11/15/2035	1,750	1,388
Housing Auth., Mortgage Purchase Bonds, Series 2020-F, 2.15% 11/15/2040	1,000	694
Housing Auth., Mortgage Purchase Bonds, Series 2021-A, 2.05% 11/15/2041	1,185	794
Housing Auth., Mortgage Purchase Bonds, Series 2021-A, 2.15% 11/15/2046	5,000	3,149
Housing Auth., Mortgage Purchase Bonds, Series 2021-C, 2.30% 11/15/2046	4,850	3,177
Housing Auth., Mortgage Purchase Bonds, Series 2017-A, 4.00% 11/15/2047	665	661
Housing Auth., Mortgage Purchase Bonds, Series 2017-B, 4.00% 11/15/2047	665	661
Housing Auth., Mortgage Purchase Bonds, Series 2019-A, 4.00% 11/15/2049	1,375	1,364
Housing Auth., Mortgage Purchase Bonds, Series 2019-C, 4.00% 11/15/2050	3,125	3,100
Housing Auth., Mortgage Purchase Rev. Ref. Bonds, Series 2015-B, 3.50% 11/15/2040	85	85
Turnpike Auth., Turnpike Rev. Bonds, Series 2018, 5.00% 7/1/2047	9,000	9,453
Turnpike Auth., Turnpike Rev. Bonds, Series 2020, 5.00% 7/1/2050	6,000	6,373
		<u>32,362</u>

# The Tax-Exempt Bond Fund of America (continued)

Bonds, notes & other debt instruments (continued)	Principal amount (000)	Value (000)
<b>Maryland 1.24%</b>		
County of Anne Arundel, Consolidated Special Taxing Dist. Rev. Ref. Bonds (The Villages of Dorchester and Farmington Village Projects), Series 2013, 5.00% 7/1/2032	USD985	\$ 986
County of Baltimore, Rev. Bonds (Oak Crest Village, Inc. Fac.), Series 2016, 5.00% 1/1/2029	1,070	1,099
County of Baltimore, Rev. Bonds (Oak Crest Village, Inc. Fac.), Series 2016, 5.00% 1/1/2030	1,000	1,028
County of Baltimore, Rev. Bonds (Riderwood Village, Inc. Fac.), Series 2020, 5.00% 1/1/2026	465	475
County of Baltimore, Rev. Bonds (Riderwood Village, Inc. Fac.), Series 2020, 5.00% 1/1/2027	3,065	3,168
County of Baltimore, Rev. Bonds (Riderwood Village, Inc. Fac.), Series 2020, 5.00% 1/1/2028	3,215	3,365
County of Baltimore, Rev. Bonds (Riderwood Village, Inc. Fac.), Series 2020, 4.00% 1/1/2029	1,000	996
County of Baltimore, Rev. Bonds (Riderwood Village, Inc. Fac.), Series 2020, 4.00% 1/1/2030	1,655	1,647
County of Baltimore, Rev. Bonds (Riderwood Village, Inc. Fac.), Series 2020, 4.00% 1/1/2031	1,225	1,219
County of Baltimore, Rev. Bonds (Riderwood Village, Inc. Fac.), Series 2020, 4.00% 1/1/2032	700	694
County of Baltimore, Rev. Bonds (Riderwood Village, Inc. Fac.), Series 2020, 4.00% 1/1/2033	200	198
County of Baltimore, Rev. Bonds (Riderwood Village, Inc. Fac.), Series 2020, 4.00% 1/1/2035	200	196
County of Baltimore, Rev. Bonds (Riderwood Village, Inc. Fac.), Series 2020, 4.00% 1/1/2036	2,675	2,589
County of Baltimore, Rev. Bonds (Riderwood Village, Inc. Fac.), Series 2020, 4.00% 1/1/2050	5,630	4,873
County of Baltimore, Rev. Bonds (Riderwood Village, Inc. Fac.), Series 2020, 4.00% 1/1/2045	3,500	3,140
Mayor and City Council of Baltimore, Rev. Bonds (Wastewater Projects), Series 2014-C, 5.00% 7/1/2032	2,000	2,043
Mayor and City Council of Baltimore, Rev. Bonds (Wastewater Projects), Series 2014-C, 5.00% 7/1/2044	5,000	5,053
Mayor and City Council of Baltimore, Rev. Bonds (Water Projects), Series 2014-A, 5.00% 7/1/2044	1,500	1,516
Mayor and City Council of Baltimore, Rev. Ref. Bonds (Wastewater Projects), Series 2014, 5.00% 7/1/2039	2,215	2,245
Community Dev. Administration, Dept. of Housing and Community Dev., Housing Rev. Bonds, Series 2015-B, 4.05% 7/1/2040	2,500	2,369
Community Dev. Administration, Dept. of Housing and Community Dev., Residential Rev. Bonds, Series 2020-D, 1.95% 9/1/2035	2,600	2,012
Community Dev. Administration, Dept. of Housing and Community Dev., Residential Rev. Bonds, Series 2021-B, 2.10% 9/1/2041	1,650	1,125
Community Dev. Administration, Dept. of Housing and Community Dev., Residential Rev. Bonds, Series 2018-A, 4.50% 9/1/2048	4,565	4,578
Community Dev. Administration, Dept. of Housing and Community Dev., Residential Rev. Bonds, Series 2019-C, 3.50% 3/1/2050	14,330	14,037
Community Dev. Administration, Dept. of Housing and Community Dev., Residential Rev. Bonds, Series 2020-A, 3.75% 3/1/2050	15,030	14,804
Community Dev. Administration, Dept. of Housing and Community Dev., Residential Rev. Bonds, Series 2020-D, 3.25% 9/1/2050	9,280	9,023
Community Dev. Administration, Dept. of Housing and Community Dev., Residential Rev. Bonds, Series 2021-A, 3.00% 9/1/2051	7,975	7,691
Community Dev. Administration, Dept. of Housing and Community Dev., Residential Rev. Bonds, Series 2021-C, 3.00% 9/1/2051	33,405	32,080
Community Dev. Administration, Dept. of Housing and Community Dev., Residential Rev. Bonds, Series 2023-A, 5.50% 9/1/2053	18,740	20,042
Community Dev. Administration, Dept. of Housing and Community Dev., Residential Rev. Bonds, Series 2023-D, 5.75% 9/1/2054	2,310	2,484
Community Dev. Administration, Dept. of Housing and Community Dev., Residential Rev. Ref. Bonds, Series 2015-A, 3.50% 9/1/2045	690	684
Community Dev. Administration, Dept. of Housing and Community Dev., Rev. Bonds, Series 2021-C, 2.60% 1/1/2042	1,700	1,272
Econ. Dev. Corp., Econ. Dev. Rev. Ref. Bonds (Transportation Facs. Project), Series 2017-A, 5.00% 6/1/2027	1,350	1,402
Econ. Dev. Corp., Econ. Dev. Rev. Ref. Bonds (Transportation Facs. Project), Series 2017-A, 5.00% 6/1/2028	2,000	2,104
Econ. Dev. Corp., Econ. Dev. Rev. Ref. Bonds (Transportation Facs. Project), Series 2017-A, 5.00% 6/1/2030	1,250	1,319
Econ. Dev. Corp., Econ. Dev. Rev. Ref. Bonds (Transportation Facs. Project), Series 2017-A, 5.00% 6/1/2031	1,000	1,056
Econ. Dev. Corp., Econ. Dev. Rev. Ref. Bonds (Transportation Facs. Project), Series 2017-A, 5.00% 6/1/2035	2,000	2,097
Econ. Dev. Corp., Senior Student Housing Rev. Ref. Bonds (University of Maryland, Baltimore Project), Series 2015, 5.00% 7/1/2035	1,000	1,003
Econ. Dev. Corp., Senior Student Housing Rev. Ref. Bonds (University of Maryland, Baltimore Project), Series 2015, 5.00% 7/1/2039	2,605	2,605
Econ. Dev. Corp., Special Obligation Bonds (Metro Centre at Owings Mills Project), Series 2017, 4.50% 7/1/2044	3,960	3,705
Econ. Dev. Corp., Student Housing Rev. Bonds (Towson University Project), Series 2012, 5.00% 7/1/2029	250	250
Econ. Dev. Corp., Student Housing Rev. Ref. Bonds (Frostburg State University Project), Series 2013, 5.00% 10/1/2023	355	355
Econ. Dev. Corp., Student Housing Rev. Ref. Bonds (Frostburg State University Project), Series 2013, 5.00% 10/1/2033	1,000	1,000
Econ. Dev. Corp., Student Housing Rev. Ref. Bonds (Towson University Project), Series 2017, 5.00% 7/1/2027	135	138
Econ. Dev. Corp., Student Housing Rev. Ref. Bonds (Towson University Project), Series 2017, 5.00% 7/1/2028	175	178

# The Tax-Exempt Bond Fund of America (continued)

Bonds, notes & other debt instruments (continued)	Principal amount (000)	Value (000)
<b>Maryland (continued)</b>		
Econ. Dev. Corp., Student Housing Rev. Ref. Bonds (Towson University Project), Series 2017, 5.00% 7/1/2029	USD190	\$ 194
Econ. Dev. Corp., Student Housing Rev. Ref. Bonds (Towson University Project), Series 2017, 5.00% 7/1/2030	325	331
Econ. Dev. Corp., Student Housing Rev. Ref. Bonds (Towson University Project), Series 2017, 5.00% 7/1/2031	375	381
Econ. Dev. Corp., Student Housing Rev. Ref. Bonds (Towson University Project), Series 2017, 5.00% 7/1/2032	325	329
Econ. Dev. Corp., Student Housing Rev. Ref. Bonds (Towson University Project), Series 2017, 5.00% 7/1/2036	600	602
G.O. Bonds, State and Local Facs. Loan of 2022, Series 2022-A-3, 5.00% 6/1/2036	1,500	1,742
G.O. Bonds, State and Local Facs. Loan of 2023, Series 2023-A-2, 5.00% 3/15/2036	7,000	8,235
Health and Higher Educational Facs. Auth., Rev. Bonds (Adventist HealthCare Issue), Series 2016-A, 5.50% 1/1/2046	5,000	5,088
Health and Higher Educational Facs. Auth., Rev. Bonds (Broadmead Issue), Series 2018-A, 5.00% 7/1/2030	690	713
Health and Higher Educational Facs. Auth., Rev. Bonds (Broadmead Issue), Series 2018-A, 5.00% 7/1/2038	240	244
Health and Higher Educational Facs. Auth., Rev. Bonds (Broadmead Issue), Series 2018-A, 5.00% 7/1/2043	700	703
Health and Higher Educational Facs. Auth., Rev. Bonds (Broadmead Issue), Series 2018-A, 5.00% 7/1/2048	940	940
Health and Higher Educational Facs. Auth., Rev. Bonds (Charlestown Community Issue), Series 2016-A, 5.00% 1/1/2026	210	215
Health and Higher Educational Facs. Auth., Rev. Bonds (Charlestown Community Issue), Series 2016-A, 5.00% 1/1/2036	2,835	2,929
Health and Higher Educational Facs. Auth., Rev. Bonds (Charlestown Community Issue), Series 2016-A, 5.00% 1/1/2045	13,000	13,203
Health and Higher Educational Facs. Auth., Rev. Bonds (Loyola University Maryland Issue), Series 2014, 5.00% 10/1/2027	125	128
Health and Higher Educational Facs. Auth., Rev. Bonds (Loyola University Maryland Issue), Series 2014, 5.00% 10/1/2028	215	220
Health and Higher Educational Facs. Auth., Rev. Bonds (Loyola University Maryland Issue), Series 2014, 5.00% 10/1/2032	165	169
Health and Higher Educational Facs. Auth., Rev. Bonds (MedStar Health Issue), Series 2015, 5.00% 8/15/2026	4,290	4,383
Health and Higher Educational Facs. Auth., Rev. Bonds (Mercy Medical Center Issue), Series 2016-A, 5.00% 7/1/2032	800	825
Health and Higher Educational Facs. Auth., Rev. Bonds (Mercy Medical Center Issue), Series 2016-A, 5.00% 7/1/2033	1,000	1,031
Health and Higher Educational Facs. Auth., Rev. Bonds (Mercy Medical Center Issue), Series 2016-A, 5.00% 7/1/2034	1,800	1,857
Health and Higher Educational Facs. Auth., Rev. Bonds (Mercy Medical Center Issue), Series 2016-A, 5.00% 7/1/2036	1,500	1,538
Health and Higher Educational Facs. Auth., Rev. Ref. Bonds (MedStar Health Issue), Series 2015, 5.00% 8/15/2038	9,000	9,151
County of Howard, Special Obligation Bonds (Annapolis Junction Town Center Project), Series 2014, 6.10% 2/15/2044	1,420	1,376
County of Montgomery, Housing Opportunities Commission, Program Rev. Bonds, Series 2019-A, 4.00% 7/1/2049	1,725	1,710
County of Montgomery, Housing Opportunities Commission, Single Family Housing Rev. Bonds, Series 2013-A, 4.00% 1/1/2031	515	513
County of Montgomery, Housing Opportunities Commission, Single Family Housing Rev. Bonds, Series 2017-A, 4.00% 7/1/2048	375	372
County of Montgomery, Housing Opportunities Commission, Single Family Housing Rev. Bonds, Series 2018-A, 4.00% 7/1/2049	2,545	2,525
County of Montgomery, Housing Opportunities Commission, Single Family Mortgage Rev. Bonds, Series 2021-A, 3.00% 1/1/2050	4,180	4,010
County of Prince George, Special Obligation Bonds (Suitland-Naylor Road Project), Series 2016, 4.75% 7/1/2036 <sup>1</sup>	1,750	1,757
County of Prince George, Special Obligation Bonds (Suitland-Naylor Road Project), Series 2016, 5.00% 7/1/2046 <sup>1</sup>	500	501
County of Prince George, Special Obligation Bonds (Woodview Village Infrastructure Improvements), Series 1997-A, 4.70% 7/1/2026	1,595	1,597
County of Prince George, Special Obligation Rev. Ref. Bonds (Woodview Village Phase II Infrastructure Improvements), Series 2006, Assured Guaranty insured, 5.00% 7/1/2026	630	631
County of Prince George, Special Obligation Rev. Ref. Bonds (Woodview Village Phase II Infrastructure Improvements), Series 2006, Assured Guaranty insured, 5.00% 7/1/2032	1,150	1,151
County of Prince George, Special Tax Dist. Bonds (Victoria Falls Project), Series 2005, 5.25% 7/1/2035	3,666	3,679
St. Mary's College of Maryland, Academic Fees and Auxiliary Facs. Fees Rev. Ref. Bonds, Series 2018-A, BAM insured, 4.00% 9/1/2023	1,235	1,235
Dept. of Transportation, Consolidated Transportation Bonds, Series 2021-A, 2.00% 10/1/2034	1,800	1,529
Transportation Auth., Transportation Facs. Projects Rev. Bonds, Series 2021-A, 3.00% 7/1/2037	1,000	905
Transportation Auth., Transportation Facs. Projects Rev. Bonds, Series 2020, 4.00% 7/1/2037	2,000	2,062
Transportation Auth., Transportation Facs. Projects Rev. Bonds, Series 2021-A, 3.00% 7/1/2038	1,750	1,558

# The Tax-Exempt Bond Fund of America (continued)

Bonds, notes & other debt instruments (continued)	Principal amount (000)	Value (000)
<b>Maryland (continued)</b>		
Transportation Auth., Transportation Facs. Projects Rev. Bonds, Series 2021-A, 4.00% 7/1/2038	USD1,225	\$ 1,250
Transportation Auth., Transportation Facs. Projects Rev. Bonds, Series 2021-A, 4.00% 7/1/2040	1,500	1,514
Transportation Auth., Transportation Facs. Projects Rev. Bonds, Series 2021-A, 4.00% 7/1/2041	1,500	1,502
Transportation Auth., Transportation Facs. Projects Rev. Bonds, Series 2020, 4.00% 7/1/2045	9,500	9,293
University System of Maryland, Auxiliary Fac. and Tuition Rev. Ref. Bonds, Series 2021-A, 4.00% 4/1/2040	8,010	8,076
Washington Suburban Sanitary Dist., Consolidated Public Improvement Bonds, Series 2020, 5.00% 12/1/2027	1,560	1,703
Washington Suburban Sanitary Dist., Consolidated Public Improvement Bonds, Series 2015, 3.00% 6/1/2028 (preref. 6/1/2024)	3,305	3,298
Washington Suburban Sanitary Dist., Consolidated Public Improvement Bonds, Series 2014-2, 4.00% 6/1/2029 (preref. 6/1/2024)	1,875	1,886
Washington Suburban Sanitary Dist., Consolidated Public Improvement Bonds, Series 2018, 4.00% 6/1/2038	3,900	3,964
Washington Suburban Sanitary Dist., Consolidated Public Improvement Bonds, Series 2014-2, 4.00% 6/1/2043 (preref. 6/1/2024)	1,500	1,509
Washington Suburban Sanitary Dist., Consolidated Public Improvement Rev. Ref. Bonds, Series 2017, 3.00% 6/1/2031	3,170	3,120
		<u>285,320</u>
<b>Massachusetts 0.76%</b>		
Dev. Fin. Agcy., Hospital Rev. Bonds (Healthcare Obligated Group Issue), Series 2013, 5.25% 11/15/2041 (preref. 11/15/2023)	3,000	3,016
Dev. Fin. Agcy., Rev. Bonds (Boston Medical Center Issue), Series 2023-G, 5.25% 7/1/2052	5,000	5,241
Dev. Fin. Agcy., Rev. Bonds (Carleton-Willard Village Issue), Series 2019, 4.00% 12/1/2042	970	845
Dev. Fin. Agcy., Rev. Bonds (Carleton-Willard Village Issue), Series 2019, 5.00% 12/1/2042	730	738
Dev. Fin. Agcy., Rev. Bonds (Linden Ponds, Inc. Issue), Series 2018, 4.00% 11/15/2023 <sup>1</sup>	225	224
Dev. Fin. Agcy., Rev. Bonds (Linden Ponds, Inc. Issue), Series 2018, 5.00% 11/15/2038 <sup>1</sup>	1,500	1,524
Dev. Fin. Agcy., Rev. Bonds (Loomis Communities Issue), Series 2022, 4.00% 1/1/2036 <sup>1</sup>	400	356
Dev. Fin. Agcy., Rev. Bonds (Loomis Communities Issue), Series 2021, 4.00% 1/1/2041	445	377
Dev. Fin. Agcy., Rev. Bonds (Loomis Communities Issue), Series 2021, 4.00% 1/1/2051	200	156
Dev. Fin. Agcy., Rev. Bonds (Loomis Communities Issue), Series 2022, 4.00% 1/1/2051 <sup>1</sup>	520	407
Dev. Fin. Agcy., Rev. Bonds (Mass General Brigham, Inc.), Series 2019-T-1, 4.58% 7/1/2049 (put 1/29/2026) <sup>1,3</sup>	1,885	1,866
Dev. Fin. Agcy., Rev. Bonds (Partners HealthCare System Issue), Series 2017-S-2, 5.00% 7/1/2038 (put 1/30/2025)	6,000	6,133
Dev. Fin. Agcy., Rev. Bonds (UMass Memorial Health Care Obligated Group Issue), Series 2016-I, 5.00% 7/1/2030	2,000	2,075
Dev. Fin. Agcy., Rev. Bonds (UMass Memorial Health Care Obligated Group Issue), Series 2016-I, 5.00% 7/1/2031	1,925	1,998
Dev. Fin. Agcy., Rev. Bonds (Wellforce Obligated Issue), Series 2019-A, 5.00% 7/1/2029	500	515
Dev. Fin. Agcy., Rev. Bonds (Wellforce Obligated Issue), Series 2019-A, 5.00% 7/1/2030	600	619
Dev. Fin. Agcy., Rev. Bonds (Wellforce Obligated Issue), Series 2019-A, 5.00% 7/1/2031	500	516
Dev. Fin. Agcy., Rev. Bonds (Wellforce Obligated Issue), Series 2019-A, Assured Guaranty Municipal insured, 5.00% 7/1/2033	805	829
Dev. Fin. Agcy., Rev. Bonds (Wellforce Obligated Issue), Series 2019-A, 5.00% 7/1/2034	675	694
Dev. Fin. Agcy., Rev. Ref. Bonds (Berkshire Health Systems Issue), Series 2021-I, 5.00% 10/1/2028	800	858
Dev. Fin. Agcy., Rev. Ref. Bonds (Orchard Cove, Inc. Issue), Series 2019, 5.00% 10/1/2039	500	494
Dev. Fin. Agcy., Rev. Ref. Bonds (Orchard Cove, Inc. Issue), Series 2019, 5.00% 10/1/2049	4,800	4,507
Dev. Fin. Agcy., Rev. Ref. Bonds (Salem Community Corp. Issue), Series 2022, 5.00% 1/1/2024	350	350
Dev. Fin. Agcy., Rev. Ref. Bonds (Salem Community Corp. Issue), Series 2022, 5.00% 1/1/2025	365	363
Dev. Fin. Agcy., Rev. Ref. Bonds (Suffolk University Issue), Series 2019, 5.00% 7/1/2029	500	533
Dev. Fin. Agcy., Rev. Ref. Bonds (Suffolk University Issue), Series 2017, 5.00% 7/1/2030	1,000	1,050
Dev. Fin. Agcy., Rev. Ref. Bonds (Suffolk University Issue), Series 2019, 5.00% 7/1/2031	1,300	1,385
Dev. Fin. Agcy., Rev. Ref. Bonds (Suffolk University Issue), Series 2019, 5.00% 7/1/2033	1,590	1,685
Dev. Fin. Agcy., Rev. Ref. Bonds (Suffolk University Issue), Series 2017, 5.00% 7/1/2034	1,000	1,040
Dev. Fin. Agcy., Rev. Ref. Bonds (Suffolk University Issue), Series 2019, 5.00% 7/1/2035	1,000	1,049
Dev. Fin. Agcy., Rev. Ref. Bonds (Suffolk University Issue), Series 2019, 5.00% 7/1/2036	445	464
Dev. Fin. Agcy., Rev. Ref. Bonds (Suffolk University Issue), Series 2019, 5.00% 7/1/2037	605	626
Dev. Fin. Agcy., Rev. Ref. Bonds (Suffolk University Issue), Series 2019, 5.00% 7/1/2038	340	350
G.O. Bonds, Consolidated Loan, Series 2018-A, 5.00% 1/1/2033	4,000	4,370
G.O. Bonds, Consolidated Loan, Series 2018-A, 5.00% 1/1/2034	9,000	9,823
G.O. Bonds, Consolidated Loan, Series 2018-A, 5.00% 1/1/2039	7,500	8,005
Housing Fin. Agcy., Housing Bonds, Series 2019-B-1, 2.75% 12/1/2034	1,610	1,441
Housing Fin. Agcy., Housing Bonds, Series 2009-C, 5.35% 12/1/2049	2,465	2,467
Housing Fin. Agcy., Housing Green Bonds, Series 2021-A-2, 0.45% 12/1/2024	3,325	3,182
Housing Fin. Agcy., Housing Green Bonds, Series 2019-C-1, 2.65% 12/1/2034	1,950	1,720
Housing Fin. Agcy., Single Family Housing Rev. Bonds, Series 178, 3.50% 6/1/2042	945	935
Housing Fin. Agcy., Single Family Housing Rev. Bonds, Series 181, 4.00% 12/1/2044	260	259



# The Tax-Exempt Bond Fund of America (continued)

Bonds, notes & other debt instruments (continued)	Principal amount (000)	Value (000)
<b>Massachusetts (continued)</b>		
Housing Fin. Agcy., Single Family Housing Rev. Bonds, Series 172, 4.00% 6/1/2045	USD225	\$ 224
Housing Fin. Agcy., Single Family Housing Rev. Bonds, Series 183, 3.50% 12/1/2046	295	291
Housing Fin. Agcy., Single Family Housing Rev. Bonds, Series 190, 4.00% 12/1/2048	4,620	4,586
Housing Fin. Agcy., Single Family Housing Rev. Bonds, Series 195, 4.00% 12/1/2048	2,660	2,639
Housing Fin. Agcy., Single Family Housing Rev. Bonds, Series 203, 4.50% 12/1/2048	520	521
Housing Fin. Agcy., Single Family Housing Rev. Bonds, Series 211, 3.50% 12/1/2049	5,845	5,725
Housing Fin. Agcy., Single Family Housing Rev. Bonds, Series 214, 3.75% 12/1/2049	4,115	4,055
Housing Fin. Agcy., Single Family Housing Rev. Bonds, Series 224, 5.00% 6/1/2050	270	278
Housing Fin. Agcy., Single Family Housing Rev. Bonds, Series 221, 3.00% 12/1/2050	3,850	3,710
Special Obligation Dedicated Tax Rev. Ref. Bonds, Series 2005, FGIC National insured, 5.50% 1/1/2034	59,950	70,576
State College Building Auth., Project Rev. Bonds, Series 1999-A, National insured, 0% 5/1/2026 (escrowed to maturity)	1,000	913
Water Resources Auth., General Rev. Green Bonds, Series 2023-B, 5.00% 8/1/2036	500	587
Water Resources Auth., General Rev. Green Bonds, Series 2023-B, 5.00% 8/1/2038	1,150	1,320
Water Resources Auth., General Rev. Green Bonds, Series 2023-B, 5.00% 8/1/2040	500	569
Water Resources Auth., General Rev. Green Bonds, Series 2023-B, 5.25% 8/1/2048	3,000	3,408
		<u>174,487</u>
<b>Michigan 2.90%</b>		
Building Auth., Rev. Ref. Bonds (Facs. Program), Series 2015-I, 5.00% 4/15/2026	1,700	1,767
Building Auth., Rev. Ref. Bonds (Facs. Program), Series 2015-I, 5.00% 4/15/2031	8,770	9,101
Building Auth., Rev. Ref. Bonds (Facs. Program), Series 2023-II, 5.00% 10/15/2042	1,350	1,508
Building Auth., Rev. Ref. Bonds (Facs. Program), Series 2023-II, 4.00% 10/15/2047	3,500	3,402
Building Auth., Rev. Ref. Bonds (Facs. Program), Series 2022-I, 5.00% 10/15/2047	5,000	5,444
Building Auth., Rev. Ref. Bonds (Facs. Program), Series 2022-I, 4.00% 10/15/2052	2,500	2,428
Building Auth., Rev. Ref. Bonds (Facs. Program), Series 2022-I, 5.25% 10/15/2057	5,000	5,457
City of Detroit, Sewage Disposal System Rev. Ref. Bonds, Series 2006-D, Assured Guaranty Municipal insured, (3-month USD CME Term SOFR x 0.67 + 0.60%) 4.307% 7/1/2032 <sup>3</sup>	81,660	77,199
City of Detroit, Unlimited Tax G.O. Bonds, Series 2018, 5.00% 4/1/2027	1,000	1,031
City of Detroit, Unlimited Tax G.O. Bonds, Series 2018, 5.00% 4/1/2030	1,300	1,342
City of Detroit, Unlimited Tax G.O. Bonds, Series 2021-A, 5.00% 4/1/2039	115	118
City of Detroit, Unlimited Tax G.O. Bonds, Series 2021-A, 4.00% 4/1/2040	205	188
City of Detroit, Unlimited Tax G.O. Bonds, Series 2021-A, 4.00% 4/1/2041	635	576
City of Detroit, Unlimited Tax G.O. Bonds, Series 2021-A, 4.00% 4/1/2042	250	224
City of Detroit, Unlimited Tax G.O. Bonds, Series 2020, 5.50% 4/1/2045	1,500	1,563
City of Detroit, Unlimited Tax G.O. Bonds, Series 2021-A, 5.00% 4/1/2046	595	599
City of Detroit, Unlimited Tax G.O. Bonds, Series 2021-A, 5.00% 4/1/2050	3,500	3,505
City of Detroit, Unlimited Tax G.O. Bonds, Series 2020, 5.50% 4/1/2050	2,215	2,293
City of Detroit, Water and Sewerage Dept., Sewage Disposal System Rev. Ref. Bonds, Series 2001-B, Assured Guaranty Municipal Insured, 5.50% 7/1/2029	10,150	10,902
Detroit School Dist., Unlimited Tax G.O. Bonds, Series 2020-A, 5.00% 5/1/2031	1,435	1,615
Detroit School Dist., Unlimited Tax G.O. School Building and Site Improvement Rev. Ref. Bonds, Series 1998-C, FGIC insured, 5.25% 5/1/2025	570	584
Detroit School Dist., Unlimited Tax G.O. School Building and Site Improvement Rev. Ref. Bonds, Series 2005-A, Assured Guaranty Municipal insured, 5.25% 5/1/2032	20,000	23,296
Fin. Auth., Distributable State Aid Rev. and Rev. Ref. Bonds (Charter County of Wayne), Series 2020, 5.00% 11/1/2031	1,845	2,114
Fin. Auth., Distributable State Aid Rev. and Rev. Ref. Bonds (Charter County of Wayne), Series 2020, 4.00% 11/1/2055	7,320	6,770
Fin. Auth., Distributable State Aid Rev. and Rev. Ref. Bonds (Charter County of Wayne), Series 2020, BAM insured, 4.00% 11/1/2055	2,000	1,869
Fin. Auth., Distributable State Aid Rev. Bonds (Charter County of Wayne Criminal Justice Center Project), Series 2018, 5.00% 11/1/2036	2,500	2,689
Fin. Auth., Distributable State Aid Rev. Bonds (Charter County of Wayne Criminal Justice Center Project), Series 2018, 5.00% 11/1/2037	1,000	1,068
Fin. Auth., Distributable State Aid Rev. Bonds (Charter County of Wayne Criminal Justice Center Project), Series 2018, 5.00% 11/1/2038	1,000	1,061
Fin. Auth., Distributable State Aid Rev. Bonds (Charter County of Wayne Criminal Justice Center Project), Series 2018, 5.00% 11/1/2043	3,500	3,694
Fin. Auth., Distributable State Aid Rev. Ref. Bonds (Charter County of Wayne), Series 2020, BAM insured, 4.00% 11/1/2055	2,000	1,869

# The Tax-Exempt Bond Fund of America (continued)

Bonds, notes & other debt instruments (continued)	Principal amount (000)	Value (000)
<b>Michigan (continued)</b>		
Fin. Auth., Higher Education Facs. Limited Obligation Rev. and Rev. Ref. Bonds (Albion College), Series 2022, 4.00% 12/1/2051	USD2,165	\$ 1,751
Fin. Auth., Hospital Rev. and Rev. Ref. Bonds (Trinity Health Credit Group), Series 2017-A, 5.00% 12/1/2034	1,300	1,387
Fin. Auth., Hospital Rev. and Rev. Ref. Bonds (Trinity Health Credit Group), Series 2017-A, 4.00% 12/1/2040	15,795	15,708
Fin. Auth., Hospital Rev. and Rev. Ref. Bonds (Trinity Health Credit Group), Series 2017, 5.00% 12/1/2046 (preref. 6/1/2027)	200	215
Fin. Auth., Hospital Rev. Bonds (CHE Trinity Health Credit Group), Series 2013-MI-2, 4.00% 12/1/2036	1,200	1,212
Fin. Auth., Hospital Rev. Bonds (Trinity Health Credit Group), Series 2013-5, 4.00% 12/1/2040 (preref. 12/1/2029)	145	156
Fin. Auth., Hospital Rev. Ref. Bonds (Beaumont - Spectrum Consolidation), Series 2022, 5.00% 4/15/2025	2,000	2,054
Fin. Auth., Hospital Rev. Ref. Bonds (Beaumont Health Credit Group), Series 2016-A, 5.00% 11/1/2044	1,000	1,015
Fin. Auth., Hospital Rev. Ref. Bonds (Henry Ford Health System), Series 2016, 5.00% 11/15/2031	4,300	4,492
Fin. Auth., Hospital Rev. Ref. Bonds (McLaren Health Care), Series 2019-A, 4.00% 2/15/2044	10,965	10,578
Fin. Auth., Hospital Rev. Ref. Bonds (McLaren Health Care), Series 2019-A, 4.00% 2/15/2047	33,235	31,463
Fin. Auth., Hospital Rev. Ref. Bonds (McLaren Health Care), Series 2019-A, 4.00% 2/15/2050	14,725	13,755
Fin. Auth., Hospital Rev. Ref. Bonds (MidMichigan Health Credit Group), Series 2014, 5.00% 6/1/2039 (preref. 6/1/2024)	5,625	5,699
Fin. Auth., Hospital Rev. Ref. Bonds (Sparrow Obligated Group), Series 2015, 5.00% 11/15/2029	2,325	2,368
Fin. Auth., Hospital Rev. Ref. Bonds (Sparrow Obligated Group), Series 2015, 5.00% 11/15/2029 (preref. 5/15/2025)	675	697
Fin. Auth., Hospital Rev. Ref. Bonds (Sparrow Obligated Group), Series 2015, 5.00% 11/15/2031	925	941
Fin. Auth., Hospital Rev. Ref. Bonds (Sparrow Obligated Group), Series 2015, 5.00% 11/15/2031 (preref. 5/15/2025)	575	594
Fin. Auth., Hospital Rev. Ref. Bonds (Sparrow Obligated Group), Series 2015, 5.00% 11/15/2033 (preref. 5/15/2025)	1,500	1,550
Fin. Auth., Hospital Rev. Ref. Bonds (Sparrow Obligated Group), Series 2015, 5.00% 11/15/2034 (preref. 5/15/2025)	1,500	1,550
Fin. Auth., Hospital Rev. Ref. Bonds (Sparrow Obligated Group), Series 2015, 5.00% 11/15/2045 (preref. 5/15/2025)	550	568
Fin. Auth., Hospital Rev. Ref. Bonds (Sparrow Obligated Group), Series 2015, 5.00% 11/15/2045	450	451
Fin. Auth., Local Government Loan Program Rev. Bonds (Detroit Water and Sewerage Dept., Sewage Disposal System Rev. and Rev. Ref. Local Project Bonds), Series 2014-C-3, Assured Guaranty Municipal insured, 5.00% 7/1/2032	1,500	1,519
Fin. Auth., Local Government Loan Program Rev. Bonds (Detroit Water and Sewerage Dept., Sewage Disposal System Rev. Ref. Local Project Bonds), Series 2015-C, 5.00% 7/1/2028	1,415	1,449
Fin. Auth., Local Government Loan Program Rev. Bonds (Detroit Water and Sewerage Dept., Sewage Disposal System Rev. Ref. Local Project Bonds), Series 2015-C, 5.00% 7/1/2032	1,355	1,387
Fin. Auth., Local Government Loan Program Rev. Bonds (Detroit Water and Sewerage Dept., Sewage Disposal System Rev. Ref. Local Project Bonds), Series 2015-C, 5.00% 7/1/2033	2,565	2,624
Fin. Auth., Local Government Loan Program Rev. Bonds (Detroit Water and Sewerage Dept., Sewage Disposal System Rev. Ref. Local Project Bonds), Series 2015-C, 5.00% 7/1/2034	4,900	5,012
Fin. Auth., Local Government Loan Program Rev. Bonds (Detroit Water and Sewerage Dept., Sewage Disposal System Rev. Ref. Local Project Bonds), Series 2015-C, 5.00% 7/1/2035	3,000	3,061
Fin. Auth., Local Government Loan Program Rev. Bonds (Detroit Water and Sewerage Dept., Water Supply System Rev. Ref. Local Project Bonds), Series 2014-D-4, 5.00% 7/1/2034	1,425	1,440
Fin. Auth., Tobacco Settlement Asset-Backed Bonds, Series 2020-A-1, 4.00% 6/1/2036	1,000	1,004
City of Flint, Hospital Building Auth., Rev. Rental Bonds (Hurley Medical Center), Series 2013-A, 5.25% 7/1/2028	3,000	3,000
City of Flint, Hospital Building Auth., Rev. Rental Bonds (Hurley Medical Center), Series 2013-A, 5.25% 7/1/2039	500	500
Counties of Genesee, Lapeer and Sanilac, Karegnondi Water Auth., Water Supply System Bonds (Karegnondi Water Pipeline), Series 2018, 5.00% 11/1/2030	1,000	1,072
Counties of Genesee, Lapeer and Sanilac, Karegnondi Water Auth., Water Supply System Bonds (Karegnondi Water Pipeline), Series 2018, 5.00% 11/1/2032	1,200	1,280
Counties of Genesee, Lapeer and Sanilac, Karegnondi Water Auth., Water Supply System Bonds (Karegnondi Water Pipeline), Series 2018, 5.00% 11/1/2035	1,580	1,678
County of Grand Traverse, Hospital Fin. Auth., Rev. and Rev. Ref. Bonds (Munson Healthcare Obligated Group), Series 2021, 3.00% 7/1/2051	8,385	5,820
Great Lakes Water Auth., Sewage Disposal System Rev. Ref. Bonds, Series 2018-B, 5.00% 7/1/2028	3,990	4,389
Great Lakes Water Auth., Water Supply System Rev. Bonds, Series 2020-A, 5.00% 7/1/2045	1,500	1,587
Great Lakes Water Auth., Water Supply System Rev. Bonds, Series 2020-B, 5.00% 7/1/2045	4,090	4,314
Great Lakes Water Auth., Water Supply System Rev. Bonds, Series 2020-A, 5.00% 7/1/2049	4,750	4,983
Great Lakes Water Auth., Water Supply System Rev. Bonds, Series 2020-B, 5.00% 7/1/2049	4,300	4,497
Great Lakes Water Auth., Water Supply System Rev. Ref. Bonds, Series 2018-A, 5.00% 7/1/2029	3,000	3,306
Great Lakes Water Auth., Water Supply System Rev. Ref. Bonds, Series 2016-B, Assured Guaranty Municipal insured, 5.00% 7/1/2034	5,760	6,029

# The Tax-Exempt Bond Fund of America (continued)

Bonds, notes & other debt instruments (continued)	Principal amount (000)	Value (000)
<b>Michigan (continued)</b>		
Great Lakes Water Auth., Water Supply System Rev. Ref. Bonds, Series 2016-D, 5.00% 7/1/2036	USD6,800	\$ 7,096
Great Lakes Water Auth., Water Supply System Rev. Ref. Bonds, Series 2016-B, 5.00% 7/1/2046	10,800	11,052
Great Lakes Water Auth., Water Supply System Rev. Ref. Bonds, Series 2016-D, 5.00% 7/1/2031	1,000	1,048
Hospital Fin. Auth., Hospital Rev. Bonds (Ascension Health Senior Credit Group), Series 1999-B-3, 4.00% 11/15/2027	5,000	5,156
Hospital Fin. Auth., Hospital Rev. Bonds (Ascension Health Senior Credit Group), Series 1999-B-3, 4.00% 11/15/2031	4,000	4,120
Hospital Fin. Auth., Hospital Rev. Bonds (Ascension Health Senior Credit Group), Series 1999-B-3, 4.00% 11/15/2032	14,000	14,399
Hospital Fin. Auth., Hospital Rev. Ref. and Project Rev. Bonds (Ascension Health Senior Credit Group), Series 2010-F-3, 4.00% 11/15/2047 (put 7/1/2024)	6,750	6,765
Hospital Fin. Auth., Hospital Rev. Ref. and Project Rev. Bonds (Ascension Health Senior Credit Group), Series 2010-F-4, 5.00% 11/15/2047	1,500	1,568
Housing Dev. Auth., Multi Family Housing Rev. Bonds (Carpenter Place Apartments Project), Series 2021, 1.25% 12/1/2024 (put 12/1/2023)	14,290	14,167
Housing Dev. Auth., Multi Family Housing Rev. Bonds (Mid Apartments Project), Series 2021, 0.40% 12/1/2024 (put 12/1/2023)	5,465	5,385
Housing Dev. Auth., Rental Housing Rev. Bonds, Series 2019-A-1, 3.25% 10/1/2044	1,000	812
Housing Dev. Auth., Rental Housing Rev. Bonds, Series 2020-A-1, 2.70% 10/1/2045	1,650	1,209
Housing Dev. Auth., Rental Housing Rev. Bonds, Series 2021-A, 2.45% 10/1/2046	7,565	5,112
Housing Dev. Auth., Rental Housing Rev. Bonds, Series 2021-A, 2.70% 10/1/2056	15,725	9,896
Housing Dev. Auth., Single Family Mortgage Rev. Bonds, Series 2016-B, 3.10% 12/1/2031	1,025	978
Housing Dev. Auth., Single Family Mortgage Rev. Bonds, Series 2019-A, 3.35% 12/1/2034	3,000	2,885
Housing Dev. Auth., Single Family Mortgage Rev. Bonds, Series 2016-A, 4.00% 6/1/2046	570	567
Housing Dev. Auth., Single Family Mortgage Rev. Bonds, Series 2016-B, 3.50% 6/1/2047	9,155	9,027
Housing Dev. Auth., Single Family Mortgage Rev. Bonds, Series 2017-B, 3.50% 6/1/2048	5,385	5,299
Housing Dev. Auth., Single Family Mortgage Rev. Bonds, Series 2018-A, 4.00% 12/1/2048	15,680	15,558
Housing Dev. Auth., Single Family Mortgage Rev. Bonds, Series 2018-C, 4.25% 6/1/2049	12,820	12,785
Housing Dev. Auth., Single Family Mortgage Rev. Bonds, Series 2019-A, 4.25% 12/1/2049	12,855	12,814
Housing Dev. Auth., Single Family Mortgage Rev. Bonds, Series 2019-B, 3.75% 6/1/2050	3,550	3,497
Housing Dev. Auth., Single Family Mortgage Rev. Bonds, Series 2020-A, 3.50% 12/1/2050	3,795	3,711
Housing Dev. Auth., Single Family Mortgage Rev. Bonds, Series 2020-C, 3.00% 6/1/2051	4,235	4,075
Housing Dev. Auth., Single Family Mortgage Rev. Bonds, Series 2021-A, 3.00% 6/1/2052	2,640	2,536
Housing Dev. Auth., Single Family Mortgage Rev. Bonds, Series 2022-A, 5.00% 6/1/2053	9,050	9,338
Housing Dev. Auth., Single Family Mortgage Rev. Bonds, Series 2022-D, 5.50% 6/1/2053	8,915	9,385
Housing Dev. Auth., Single Family Mortgage Rev. Bonds, Series 2023-A, 5.50% 12/1/2053	8,360	8,940
City of Lansing, Board of Water and Light, Utility System Rev. Bonds, Series 2019-A, 5.00% 7/1/2038	2,500	2,704
City of Lansing, Board of Water and Light, Utility System Rev. Bonds, Series 2019-A, 5.00% 7/1/2044	2,000	2,126
City of Lansing, Board of Water and Light, Utility System Rev. Bonds, Series 2019-A, 5.00% 7/1/2048	5,800	6,128
City of Lansing, Board of Water and Light, Utility System Rev. Bonds, Series 2021-B, 2.00% 7/1/2051 (put 7/1/2026)	5,500	5,178
Board of Trustees of Michigan State University, Rev. Ref. Bonds, Series 2019-C, 4.00% 2/15/2039	1,140	1,144
Board of Trustees of Michigan State University, Rev. Ref. Bonds, Series 2019-C, 4.00% 2/15/2044	2,840	2,804
City of Royal Oak, Hospital Fin. Auth., Hospital Rev. Ref. Bonds (William Beaumont Hospital Obligated Group), Series 2014-D, 5.00% 9/1/2030 (preref. 3/1/2024)	1,160	1,170
City of Royal Oak, Hospital Fin. Auth., Hospital Rev. Ref. Bonds (William Beaumont Hospital Obligated Group), Series 2014-D, 5.00% 9/1/2039 (preref. 3/1/2024)	3,245	3,273
Strategic Fund, Limited Obligation Rev. Ref. Bonds (Detroit Edison Co. Exempt Facs. Project), Series 2008-ET-2, 1.35% 8/1/2029	22,000	19,156
Strategic Fund, Limited Obligation Rev. Ref. Bonds (Detroit Edison Co. Pollution Control Bonds Project), Series 1995-CC, 1.45% 9/1/2030	32,410	27,724
Strategic Fund, Limited Obligation Rev. Ref. Bonds (Holland Home Obligated Group), Series 2019, 4.00% 11/15/2023	935	933
County of Wayne, Airport Auth., Airport Rev. Bonds (Detroit Metropolitan Wayne County Airport), Series 2012-A, 5.00% 12/1/2032	2,500	2,502
County of Wayne, Airport Auth., Airport Rev. Bonds (Detroit Metropolitan Wayne County Airport), Series 2018-A, 5.00% 12/1/2032	1,500	1,634
County of Wayne, Airport Auth., Airport Rev. Bonds (Detroit Metropolitan Wayne County Airport), Series 2018-A, 5.00% 12/1/2033	1,000	1,089
County of Wayne, Airport Auth., Airport Rev. Bonds (Detroit Metropolitan Wayne County Airport), Series 2018-A, 5.00% 12/1/2034	2,000	2,170
County of Wayne, Airport Auth., Airport Rev. Bonds (Detroit Metropolitan Wayne County Airport), Series 2018-A, 5.00% 12/1/2035	4,000	4,314

# The Tax-Exempt Bond Fund of America (continued)

Bonds, notes & other debt instruments (continued)	Principal amount (000)	Value (000)
<b>Michigan (continued)</b>		
County of Wayne, Airport Auth., Airport Rev. Bonds (Detroit Metropolitan Wayne County Airport), Series 2018-A, 5.00% 12/1/2036	USD3,500	\$ 3,742
County of Wayne, Airport Auth., Airport Rev. Bonds (Detroit Metropolitan Wayne County Airport), Series 2012-A, 5.00% 12/1/2037	7,400	7,405
County of Wayne, Airport Auth., Airport Rev. Bonds (Detroit Metropolitan Wayne County Airport), Series 2018-A, 5.00% 12/1/2037	5,585	5,929
County of Wayne, Airport Auth., Airport Rev. Bonds (Detroit Metropolitan Wayne County Airport), Series 2018-A, 5.00% 12/1/2038	3,000	3,183
County of Wayne, Airport Auth., Airport Rev. Bonds (Detroit Metropolitan Wayne County Airport), Series 2015-D, 5.00% 12/1/2040	12,800	13,097
County of Wayne, Airport Auth., Airport Rev. Bonds (Detroit Metropolitan Wayne County Airport), Series 2017-A, 5.00% 12/1/2042	1,850	1,921
County of Wayne, Airport Auth., Airport Rev. Bonds (Detroit Metropolitan Wayne County Airport), Series 2018-A, 5.00% 12/1/2043	4,210	4,408
County of Wayne, Airport Auth., Airport Rev. Bonds (Detroit Metropolitan Wayne County Airport), Series 2014-B, 5.00% 12/1/2044	1,900	1,914
County of Wayne, Airport Auth., Airport Rev. Bonds (Detroit Metropolitan Wayne County Airport), Series 2015-D, 5.00% 12/1/2045	13,010	13,240
County of Wayne, Airport Auth., Airport Rev. Bonds (Detroit Metropolitan Wayne County Airport), Series 2021-A, 5.00% 12/1/2046	1,750	1,886
County of Wayne, Airport Auth., Airport Rev. Bonds (Detroit Metropolitan Wayne County Airport), Series 2017-A, 5.00% 12/1/2047	2,750	2,840
		<u>666,225</u>
<b>Minnesota 0.51%</b>		
Becker Independent School Dist. No. 726, G.O. School Building Bonds, Series 2022-A, Capital Appreciation Bonds, 0% 2/1/2035	2,770	1,751
Becker Independent School Dist. No. 726, G.O. School Building Bonds, Series 2022-A, Capital Appreciation Bonds, 0% 2/1/2036	2,000	1,196
City of Duluth, Econ. Dev. Auth., Health Care Facs. Rev. Bonds (Essentia Health Obligated Group), Series 2018-A, 5.00% 2/15/2058	9,080	9,105
G.O. Bonds, Series 2021-A, 4.00% 9/1/2037	695	725
Housing Fin. Agcy., Homeownership Fin. Bonds (GNMA and FNMA Pass-Through Program), Series 2012-B, 2.25% 12/1/2042	2,021	1,715
Housing Fin. Agcy., Homeownership Fin. Bonds (GNMA and FNMA Pass-Through Program), Series 2015-A, 2.80% 2/1/2045	444	397
Housing Fin. Agcy., Homeownership Fin. Bonds (GNMA and FNMA Pass-Through Program), Series 2017-G, 2.65% 10/1/2047	9,755	8,544
Housing Fin. Agcy., Homeownership Fin. Bonds (Mortgage-Backed Securities Pass-Through Program), Series 2017-I, 2.80% 12/1/2047	3,574	3,191
Housing Fin. Agcy., Homeownership Fin. Bonds (Mortgage-Backed Securities Pass-Through Program), Series 2018-A, 3.30% 3/1/2048	826	774
Housing Fin. Agcy., Residential Housing Fin. Bonds, Series 2014-B, 4.00% 1/1/2038	100	99
Housing Fin. Agcy., Residential Housing Fin. Bonds, Series 2020-B, 2.625% 1/1/2040	1,000	808
Housing Fin. Agcy., Residential Housing Fin. Bonds, Series 2015-B, 3.50% 7/1/2046	2,345	2,311
Housing Fin. Agcy., Residential Housing Fin. Bonds, Series 2016-E, 4.00% 1/1/2047	565	562
Housing Fin. Agcy., Residential Housing Fin. Bonds, Series 2017-B, 4.00% 7/1/2047	1,165	1,156
Housing Fin. Agcy., Residential Housing Fin. Bonds, Series 2017-E, 4.00% 1/1/2048	1,675	1,662
Housing Fin. Agcy., Residential Housing Fin. Bonds, Series 2018-B, 4.00% 7/1/2048	7,205	7,166
Housing Fin. Agcy., Residential Housing Fin. Bonds, Series 2019-B, 4.25% 7/1/2049	3,185	3,177
Housing Fin. Agcy., Residential Housing Fin. Bonds, Series 2020-B, 3.50% 7/1/2050	3,680	3,599
Housing Fin. Agcy., Residential Housing Fin. Bonds, Series 2020-I, 3.00% 1/1/2051	3,870	3,727
Housing Fin. Agcy., Residential Housing Fin. Bonds, Series 2021-B, 3.00% 7/1/2051	6,090	5,857
Housing Fin. Agcy., Residential Housing Fin. Bonds, Series 2021-D, 3.00% 1/1/2052	6,365	6,113
Housing Fin. Agcy., Residential Housing Fin. Bonds, Series 2021-F, 3.00% 7/1/2052	5,370	5,154
Housing Fin. Agcy., Residential Housing Fin. Bonds, Series 2021-H, 3.00% 7/1/2052	2,890	2,773
Housing Fin. Agcy., Residential Housing Fin. Bonds, Series 2022-A, 3.00% 7/1/2052	2,270	2,175
Housing Fin. Agcy., Residential Housing Fin. Bonds, Series 2022-C, 3.50% 7/1/2052	500	488
Housing Fin. Agcy., Residential Housing Fin. Bonds, Series 2023-B, 5.75% 7/1/2053	14,740	15,741
Housing Fin. Agcy., Residential Housing Fin. Bonds, Series 2023-F, 5.75% 7/1/2053	270	290
City of Minneapolis, Health Care System Rev. Bonds (Allina Health System), Series 2023-A, 5.00% 11/15/2052 (put 11/15/2028)	5,060	5,445

# The Tax-Exempt Bond Fund of America (continued)

Bonds, notes & other debt instruments (continued)	Principal amount (000)	Value (000)
<b>Minnesota (continued)</b>		
City of Minneapolis, Health Care System Rev. Bonds (Allina Health System), Series 2023-B, 5.00% 11/15/2053 (put 11/15/2030)	USD2,000	\$ 2,206
City of Minneapolis, Health Care System Rev. Bonds (Fairview Health Services), Series 2015-A, 5.00% 11/15/2033	2,575	2,645
Municipal Gas Agcy., Commodity Supply Rev. Bonds, Series 2022-A, 4.00% 12/1/2052 (put 12/1/2027)	2,745	2,740
City of St. Paul, Housing and Redev. Auth., Hospital Fac. Rev. Bonds (HealthEast Care System Project), Series 2015-A, 5.00% 11/15/2029 (preref. 11/15/2025)	745	774
City of St. Paul, Metropolitan Airports Commission, Airport Rev. Ref. Bonds, Series 2022-A, 4.25% 1/1/2052	4,130	4,065
City of St. Paul, Metropolitan Airports Commission, Airport Rev. Ref. Bonds, Series 2022-A, 5.00% 1/1/2052	8,500	9,047
		<u>117,178</u>
<b>Mississippi 0.29%</b>		
Business Fin. Corp., Rev. Ref. Bonds (System Energy Resources, Inc. Project), Series 2021, 2.375% 6/1/2044	4,405	2,821
Dev. Bank, Special Obligation Bonds (Municipal Energy Agcy. of Mississippi Power Supply Project), Series 2015-A, Assured Guaranty Municipal insured, 5.00% 3/1/2031	1,590	1,658
Dev. Bank, Special Obligation Bonds (Municipal Energy Agcy. of Mississippi Power Supply Project), Series 2015-A, Assured Guaranty Municipal insured, 5.00% 3/1/2032	1,690	1,763
Dev. Bank, Special Obligation Bonds (Municipal Energy Agcy. of Mississippi Power Supply Project), Series 2015-A, Assured Guaranty Municipal insured, 5.00% 3/1/2033	1,275	1,328
Dev. Bank, Special Obligation Bonds (Municipal Energy Agcy. of Mississippi Power Supply Project), Series 2015-A, Assured Guaranty Municipal insured, 5.00% 3/1/2035	1,150	1,196
Dev. Bank, Special Obligation Rev. Ref. Bonds (Harrison County Highway Ref. Project), Series 2013-A, 5.00% 1/1/2025	3,000	3,068
Dev. Bank, Special Obligation Rev. Ref. Bonds (Madison County Highway Ref. Project), Series 2013-C, 5.00% 1/1/2026	4,000	4,152
Gaming Tax Rev. Bonds, Series 2019-A, 5.00% 10/15/2032	3,000	3,226
Gaming Tax Rev. Bonds, Series 2019-A, 5.00% 10/15/2033	3,600	3,859
Gaming Tax Rev. Bonds, Series 2019-A, 5.00% 10/15/2035	2,000	2,131
Gaming Tax Rev. Bonds, Series 2019-A, 5.00% 10/15/2037	4,000	4,211
Gaming Tax Rev. Ref. Bonds, Series 2015-E, 5.00% 10/15/2029	2,500	2,583
Gaming Tax Rev. Ref. Bonds, Series 2015-E, 5.00% 10/15/2032	7,500	7,735
Gaming Tax Rev. Ref. Bonds, Series 2015-E, 5.00% 10/15/2034	12,960	13,353
Home Corp., Multi Family Housing Rev. Bonds (Southwest Village Apartments Project), Series 2022-2, 2.00% 2/1/2025 (put 2/1/2024)	2,360	2,338
Home Corp., Single Family Mortgage Rev. Bonds, Series 2017-D, 4.00% 12/1/2043	270	268
Home Corp., Single Family Mortgage Rev. Bonds, Series 2019-A, 4.00% 12/1/2048	1,430	1,419
Home Corp., Single Family Mortgage Rev. Bonds, Series 2021-A, 3.00% 12/1/2050	445	429
Home Corp., Single Family Mortgage Rev. Bonds, Series 2021-B, 3.00% 6/1/2051	1,850	1,779
Home Corp., Single Family Mortgage Rev. Bonds, Series 2023-A, 5.25% 12/1/2053	5,425	5,735
Home Corp., Single Family Mortgage Social Rev. Bonds, Series 2022-C, 5.00% 12/1/2052	725	748
County of Warren, Gulf Opportunity Zone Rev. Ref. Bonds (International Paper Co. Project), Series 2018, 2.90% 9/1/2032 (put 9/1/2023)	750	749
		<u>66,549</u>
<b>Missouri 0.91%</b>		
Cities of Brentwood and Maplewood, Hanley Road Corridor Transportation Dev. Dist., Transportation Sales Tax Rev. Ref. Bonds, Series 2020, 2.00% 10/1/2039	795	777
Health and Educational Facs. Auth., Health Facs. Rev. Bonds (BJC Health System), Series 2021-A, 4.00% 7/1/2037	3,000	3,030
Health and Educational Facs. Auth., Health Facs. Rev. Bonds (BJC Health System), Series 2021-A, 4.00% 7/1/2039	3,700	3,684
Health and Educational Facs. Auth., Health Facs. Rev. Bonds (BJC Health System), Series 2021-A, 4.00% 7/1/2040	2,300	2,268
Health and Educational Facs. Auth., Health Facs. Rev. Bonds (BJC Health System), Series 2023-C, 4.00% 1/1/2050 (put 1/1/2046)	1,000	931
Health and Educational Facs. Auth., Health Facs. Rev. Bonds (Children's Mercy Hospital), Series 2017-A, 4.00% 5/15/2042	7,575	7,332
Health and Educational Facs. Auth., Health Facs. Rev. Bonds (Cox Health Project), Series 2013-A, 5.00% 11/15/2038	2,000	2,000
Health and Educational Facs. Auth., Health Facs. Rev. Bonds (SSM Health Care), Series 2014-A, 5.00% 6/1/2028 (preref. 6/1/2024)	800	810
Health and Educational Facs. Auth., Health Facs. Rev. Ref. Bonds (St. Anthony's Medical Center), Series 2015-B, 5.00% 2/1/2045	3,750	3,799
Health and Educational Facs. Auth., Senior Living Facs. Rev. Bonds (Lutheran Senior Services), Series 2016-A, 5.00% 2/1/2024	460	461



# The Tax-Exempt Bond Fund of America (continued)

Bonds, notes & other debt instruments (continued)	Principal amount (000)	Value (000)
<b>Missouri (continued)</b>		
Health and Educational Facs. Auth., Senior Living Facs. Rev. Bonds (Lutheran Senior Services), Series 2016-B, 5.00% 2/1/2024	USD460	\$ 461
Health and Educational Facs. Auth., Senior Living Facs. Rev. Bonds (Lutheran Senior Services), Series 2014-A, 5.00% 2/1/2025	915	917
Health and Educational Facs. Auth., Senior Living Facs. Rev. Bonds (Lutheran Senior Services), Series 2016-B, 5.00% 2/1/2030	220	221
Health and Educational Facs. Auth., Senior Living Facs. Rev. Bonds (Lutheran Senior Services), Series 2016-B, 5.00% 2/1/2031	200	201
Health and Educational Facs. Auth., Senior Living Facs. Rev. Bonds (Lutheran Senior Services), Series 2021, 4.00% 2/1/2032	1,100	1,023
Health and Educational Facs. Auth., Senior Living Facs. Rev. Bonds (Lutheran Senior Services), Series 2019-C, 5.00% 2/1/2042	1,125	1,086
Health and Educational Facs. Auth., Senior Living Facs. Rev. Bonds (Lutheran Senior Services), Series 2019-C, 4.00% 2/1/2048	18,200	14,303
Health and Educational Facs. Auth., Senior Living Facs. Rev. Bonds (Lutheran Senior Services), Series 2019-C, 5.00% 2/1/2048	2,000	1,861
Health and Educational Facs. Auth., Senior Living Facs. Rev. Ref. Bonds (Lutheran Senior Services), Series 2016-A, 5.00% 2/1/2028	415	418
Health and Educational Facs. Auth., Senior Living Facs. Rev. Ref. Bonds (Lutheran Senior Services), Series 2016-A, 5.00% 2/1/2029	1,000	1,005
Housing Dev. Commission, Single Family Mortgage Rev. Bonds (First Place Homeownership Loan Program), Series 2016-A-2, 4.00% 5/1/2040	4,725	4,702
Housing Dev. Commission, Single Family Mortgage Rev. Bonds (First Place Homeownership Loan Program), Series 2016-B, 3.50% 5/1/2041	890	882
Housing Dev. Commission, Single Family Mortgage Rev. Bonds (First Place Homeownership Loan Program), Series 2017-D, 4.00% 5/1/2047	1,995	1,980
Housing Dev. Commission, Single Family Mortgage Rev. Bonds (First Place Homeownership Loan Program), Series 2019-A, 4.25% 5/1/2047	3,085	3,075
Housing Dev. Commission, Single Family Mortgage Rev. Bonds (First Place Homeownership Loan Program), Series 2017-B, 3.25% 9/1/2047	3,835	3,659
Housing Dev. Commission, Single Family Mortgage Rev. Bonds (First Place Homeownership Loan Program), Series 2017-C, 3.30% 12/1/2047	3,157	2,888
Housing Dev. Commission, Single Family Mortgage Rev. Bonds (First Place Homeownership Loan Program), Series 2018-A, 4.25% 5/1/2049	1,595	1,591
Housing Dev. Commission, Single Family Mortgage Rev. Bonds (First Place Homeownership Loan Program), Series 2018-B, 4.25% 5/1/2049	3,640	3,631
Housing Dev. Commission, Single Family Mortgage Rev. Bonds (First Place Homeownership Loan Program), Series 2019-C, 3.875% 5/1/2050	9,745	9,629
Housing Dev. Commission, Single Family Mortgage Rev. Bonds (First Place Homeownership Loan Program), Series 2019-B, 4.00% 5/1/2050	2,720	2,696
Housing Dev. Commission, Single Family Mortgage Rev. Bonds (First Place Homeownership Loan Program), Series 2020-A, 3.50% 11/1/2050	1,710	1,673
Housing Dev. Commission, Single Family Mortgage Rev. Bonds (First Place Homeownership Loan Program), Series 2020-C, 3.50% 11/1/2050	3,020	2,953
Housing Dev. Commission, Single Family Mortgage Rev. Bonds (First Place Homeownership Loan Program), Series 2021-A, 3.00% 5/1/2052	1,485	1,427
Housing Dev. Commission, Single Family Mortgage Rev. Bonds (First Place Homeownership Loan Program), Series 2021-B, 3.00% 5/1/2052	7,140	6,860
Housing Dev. Commission, Single Family Mortgage Rev. Bonds (First Place Homeownership Loan Program), Series 2021-C, 3.25% 11/1/2052	2,900	2,806
Housing Dev. Commission, Single Family Mortgage Rev. Bonds (First Place Homeownership Loan Program), Series 2023-B, 5.50% 5/1/2053	27,000	28,890
Housing Dev. Commission, Single Family Mortgage Rev. Bonds (First Place Homeownership Loan Program), Series 2023-A, 5.75% 5/1/2053	3,000	3,200
Housing Dev. Commission, Single Family Mortgage Rev. Bonds (Special Homeownership Loan Program), Series 2015-A, 3.75% 5/1/2038	205	203
Housing Dev. Commission, Single Family Mortgage Rev. Bonds (Special Homeownership Loan Program), Series 2014-B, 4.00% 11/1/2040	170	169
Housing Dev. Commission, Single Family Mortgage Rev. Bonds (Special Homeownership Loan Program), Series 2014-A, 4.00% 11/1/2041	45	45
Housing Dev. Commission, Single Family Mortgage Rev. Bonds (Special Homeownership Loan Program), Series 2015-B-2, 4.00% 11/1/2045	1,520	1,511

# The Tax-Exempt Bond Fund of America (continued)

Bonds, notes & other debt instruments (continued)	Principal amount (000)	Value (000)
<b>Missouri (continued)</b>		
City of Lee's Summit, Special Obligation Tax Increment and Special Dist. Rev. Ref. and Improvement Bonds (Summit Fair Project), Series 2017, 4.00% 11/1/2027 <sup>1</sup>	USD1,430	\$ 1,365
Municipal Fin. Corp., Leasehold Rev. Bonds (Convention Center Expansion and Improvement Projects), Series 2020, Assured Guaranty Municipal insured, 5.00% 10/1/2040	1,815	1,924
Municipal Fin. Corp., Leasehold Rev. Bonds (Convention Center Expansion and Improvement Projects), Series 2020, Assured Guaranty Municipal insured, 5.00% 10/1/2049	1,000	1,037
City of St. Louis, Airport Rev. Ref. Bonds (Lambert-St. Louis International Airport), Series 2017-A, Assured Guaranty Municipal insured, 5.25% 7/1/2025	5,000	5,181
City of St. Louis, Airport Rev. Ref. Bonds (Lambert-St. Louis International Airport), Series 2005, National insured, 5.50% 7/1/2026	5,465	5,699
City of St. Louis, Airport Rev. Ref. Bonds (Lambert-St. Louis International Airport), Series 2005, National insured, 5.50% 7/1/2028	5,080	5,652
City of St. Louis, Airport Rev. Ref. Bonds (Lambert-St. Louis International Airport), Series 2017-A, Assured Guaranty Municipal insured, 5.00% 7/1/2029	1,000	1,072
City of St. Louis, Airport Rev. Ref. Bonds (Lambert-St. Louis International Airport), Series 2005, National insured, 5.50% 7/1/2029	4,000	4,548
City of St. Louis, Airport Rev. Ref. Bonds (Lambert-St. Louis International Airport), Series 2005, National insured, 5.50% 7/1/2030	12,770	14,812
City of St. Louis, Airport Rev. Ref. Bonds (Lambert-St. Louis International Airport), Series 2019-C, 5.00% 7/1/2031	2,155	2,382
City of St. Louis, Airport Rev. Ref. Bonds (Lambert-St. Louis International Airport), Series 2005, National insured, 5.50% 7/1/2031	7,000	8,268
City of St. Louis, Airport Rev. Ref. Bonds (Lambert-St. Louis International Airport), Series 2019-C, 5.00% 7/1/2032	3,000	3,305
City of St. Louis, Airport Rev. Ref. Bonds (Lambert-St. Louis International Airport), Series 2019-C, 5.00% 7/1/2033	2,400	2,643
City of St. Louis, Airport Rev. Ref. Bonds (Lambert-St. Louis International Airport), Series 2019-C, 5.00% 7/1/2034	1,750	1,921
City of St. Louis, Airport Rev. Ref. Bonds (Lambert-St. Louis International Airport), Series 2023-A, 5.00% 7/1/2048	5,935	6,433
City of St. Louis, Airport Rev. Ref. Bonds (Lambert-St. Louis International Airport), Series 2023-A, 5.00% 7/1/2052	6,425	6,899
County of St. Louis, Industrial Dev. Auth., Healthcare Facs. Rev. Bonds (Nazareth Living Center), Series 2012, 6.125% 8/15/2042	1,120	1,106
County of St. Louis, Industrial Dev. Auth., Senior Living Facs. Rev. Bonds (Friendship Village St. Louis Obligated Group), Series 2018, 5.25% 9/1/2053	3,250	2,780
County of St. Louis, Industrial Dev. Auth., Senior Living Facs. Rev. Bonds (St. Andrew's Resources for Seniors Obligated Group), Series 2015-A, 5.00% 12/1/2035	1,000	949
County of St. Louis, Industrial Dev. Auth., Senior Living Facs. Rev. Bonds (St. Andrew's Resources for Seniors Obligated Group), Series 2015-A, 5.125% 12/1/2045	1,050	952
		<u>209,986</u>
<b>Montana 0.09%</b>		
City of Forsyth, Pollution Control Rev. Ref. Bonds (Northwestern Corp. Colstrip Project), Series 2023, 3.875% 7/1/2028	6,275	6,290
City of Forsyth, Pollution Control Rev. Ref. Bonds (Portland General Electric Co. Projects), Series 1998-A, 2.125% 5/1/2033	1,000	863
Board of Housing, Single Family Mortgage Bonds, Series 2020-B, 2.75% 12/1/2040	655	576
Board of Housing, Single Family Mortgage Bonds, Series 2018-B, 4.00% 12/1/2043	1,520	1,509
Board of Housing, Single Family Mortgage Bonds, Series 2016-A-2, 3.50% 6/1/2044	1,115	1,102
Board of Housing, Single Family Mortgage Bonds, Series 2019-A, 4.25% 12/1/2045	1,335	1,331
Board of Housing, Single Family Mortgage Bonds, Series 2020-A-1, 3.50% 6/1/2050	3,045	2,979
Board of Housing, Single Family Mortgage Bonds, Series 2021-A-1, 3.00% 6/1/2051	5,425	5,220
Board of Housing, Single Family Mortgage Bonds, Series 2021-B, 3.00% 12/1/2051	1,390	1,336
Board of Housing, Single Family Mortgage Bonds, Series 2022-A, 3.00% 6/1/2052	520	499
		<u>21,705</u>
<b>Nebraska 0.52%</b>		
Central Plains Energy Project, Gas Project Rev. Bonds (Project No. 5), Series 2022-1, 5.00% 5/1/2053 (put 10/1/2029)	21,735	22,549
Central Plains Energy Project, Gas Supply Rev. Ref. Bonds, Series 2019, 4.00% 12/1/2049 (put 8/1/2025)	3,650	3,647
County of Douglas, Educational Facs. Rev. Bonds (Creighton University), Series 2021-B, (SIFMA Municipal Swap Index + 0.53%) 4.51% 7/1/2035 (put 9/1/2026) <sup>3</sup>	7,850	7,734
County of Douglas, Hospital Auth. No. 2 (Children's Hospital Obligated Group), Health Facs. Rev. and Rev. Ref. Bonds, Series 2020-A, 4.00% 11/15/2050	1,000	945
County of Douglas, Hospital Auth. No. 2 (Methodist Health System), Health Facs. Rev. Ref. Bonds, Series 2015, 5.00% 11/1/2045	4,340	4,384

# The Tax-Exempt Bond Fund of America (continued)

Bonds, notes & other debt instruments (continued)	Principal amount (000)	Value (000)
<b>Nebraska (continued)</b>		
Investment Fin. Auth., Single Family Housing Rev. Bonds, Series 2014-A, 4.00% 9/1/2044	USD100	\$ 100
Investment Fin. Auth., Single Family Housing Rev. Bonds, Series 2015-A, 3.50% 9/1/2045	1,385	1,370
Investment Fin. Auth., Single Family Housing Rev. Bonds, Series 2015-C, 3.50% 9/1/2045	810	806
Investment Fin. Auth., Single Family Housing Rev. Bonds, Series 2016-A, 3.50% 9/1/2046	2,940	2,904
Investment Fin. Auth., Single Family Housing Rev. Bonds, Series 2016-C, 3.50% 9/1/2046	4,190	4,126
Investment Fin. Auth., Single Family Housing Rev. Bonds, Series 2018-A, 4.00% 9/1/2048	9,250	9,178
Investment Fin. Auth., Single Family Housing Rev. Bonds, Series 2018-C, 4.00% 9/1/2048	8,290	8,225
Investment Fin. Auth., Single Family Housing Rev. Bonds, Series 2020-C, 3.00% 9/1/2050	7,185	6,928
Investment Fin. Auth., Single Family Housing Rev. Bonds, Series 2021-C, 3.00% 9/1/2050	8,580	8,245
Investment Fin. Auth., Single Family Housing Rev. Bonds, Series 2020-A, 3.50% 9/1/2050	2,920	2,856
Omaha Public Power Dist., Electric System Rev. Bonds, Series 2017-A, 5.00% 2/1/2030	1,000	1,092
Omaha Public Power Dist., Electric System Rev. Bonds, Series 2021-A, 5.00% 2/1/2046	1,470	1,590
University of Nebraska Facs. Corp., University Facs. Program Bonds, Series 2021-A, 4.00% 7/15/2062	35,000	32,399
		119,078
<b>Nevada 1.06%</b>		
Clark County School Dist., Limited Tax G.O. Building and Rev. Ref. Bonds, Series 2017-C, 5.00% 6/15/2034	3,615	3,876
Clark County School Dist., Limited Tax G.O. Building Bonds, Series 2020-A, Assured Guaranty Municipal insured, 3.00% 6/15/2024	575	572
Clark County School Dist., Limited Tax G.O. Building Bonds, Series 2021-A, 3.00% 6/15/2035	11,525	10,692
Clark County School Dist., Limited Tax G.O. Building Bonds, Series 2021-A, 3.00% 6/15/2036	11,870	10,675
Clark County School Dist., Limited Tax G.O. Building Bonds, Series 2020-A, Assured Guaranty Municipal insured, 4.00% 6/15/2039	1,950	1,959
Clark County School Dist., Limited Tax G.O. Building Bonds, Series 2020-A, Assured Guaranty Municipal insured, 4.00% 6/15/2040	725	726
County of Clark, Airport System Rev. Bonds (McCarran International Airport), Series 2019-B, 5.00% 7/1/2033	9,655	10,792
County of Clark, Airport System Rev. Bonds (McCarran International Airport), Series 2019-B, 5.00% 7/1/2041	9,700	10,422
County of Clark, Airport System Rev. Ref. Bonds, Series 2017-A-2, 5.00% 7/1/2040	5,320	5,583
County of Clark, Airport System Rev. Ref. Bonds (McCarran International Airport), Series 2021-A, 5.00% 7/1/2034	8,725	10,036
County of Clark, Airport System Rev. Ref. Bonds (McCarran International Airport), Series 2021-A, 5.00% 7/1/2035	7,000	7,991
County of Clark, Highway Rev. Bonds (Indexed Fuel Tax and Motor Vehicle Fuel Tax), Series 2022, 5.00% 7/1/2026	1,815	1,916
County of Clark, Las Vegas-McCarran International Airport, Passenger Fac. Charge Rev. Ref. Bonds, Series 2015-C, 5.00% 7/1/2026	1,000	1,055
County of Clark, Las Vegas-McCarran International Airport, Passenger Fac. Charge Rev. Ref. Bonds, Series 2015-C, 5.00% 7/1/2027	1,000	1,075
County of Clark, Las Vegas-McCarran International Airport, Passenger Fac. Charge Rev. Ref. Bonds, Series 2019-E, 5.00% 7/1/2032	1,000	1,118
County of Clark, Limited Tax G.O. Crossover Rev. Ref. Bonds (Las Vegas Convention and Visitors Auth.), Series 2017-C, 5.00% 7/1/2029	7,230	7,774
County of Clark, Limited Tax G.O. Stadium Improvement Bonds, Series 2018-A, 5.00% 6/1/2032	3,500	3,837
County of Clark, Limited Tax G.O. Stadium Improvement Bonds, Series 2018-A, 5.00% 6/1/2033	4,250	4,647
County of Clark, Limited Tax G.O. Stadium Improvement Bonds, Series 2018-A, 5.00% 6/1/2034	6,500	7,095
County of Clark, Limited Tax G.O. Stadium Improvement Bonds, Series 2018-A, 5.00% 6/1/2035	5,250	5,704
County of Clark, Limited Tax G.O. Stadium Improvement Bonds, Series 2018-A, 5.00% 6/1/2036	7,350	7,939
County of Clark, Limited Tax G.O. Stadium Improvement Bonds, Series 2018-A, 5.00% 5/1/2048	22,000	23,136
County of Clark, Pollution Control Rev. Ref. Bonds (Southern California Edison Co.), Series 2010, 2.10% 6/1/2031	5,000	4,257
Housing Division, Single Family Mortgage Rev. Bonds, Series 2019-B, 4.00% 10/1/2049	3,800	3,766
Housing Division, Single Family Mortgage Rev. Ref. Bonds, Series 2021-A, 3.00% 4/1/2051	3,065	2,945
Housing Division, Single Family Mortgage Rev. Ref. Bonds, Series 2022-A, 3.50% 4/1/2051	12,455	12,155
City of Las Vegas, Redev. Agcy., Tax Increment Rev. Ref. Bonds, Series 2016, 5.00% 6/15/2040	1,000	1,019
City of Las Vegas, Redev. Agcy., Tax Increment Rev. Ref. Bonds, Series 2016, 5.00% 6/15/2045	1,225	1,242
Las Vegas Convention and Visitors Auth., Convention Center Expansion and Renovation Rev. Bonds, Series 2023-A, 5.00% 7/1/2037	800	900
Las Vegas Convention and Visitors Auth., Convention Center Expansion and Renovation Rev. Bonds, Series 2023-A, 5.00% 7/1/2049	4,000	4,295
Las Vegas Convention and Visitors Auth., Convention Center Expansion and Renovation Rev. Bonds, Series 2022-B, 5.25% 7/1/2049	17,770	19,301
Las Vegas Convention and Visitors Auth., Convention Center Expansion Rev. Bonds, Series 2018-B, 5.00% 7/1/2043	11,250	11,761
Las Vegas Convention and Visitors Auth., Rev. Bonds, Series 2019-B, 5.00% 7/1/2024	425	430
Las Vegas Valley Water Dist., Limited Tax G.O. Water Improvement and Rev. Ref. Bonds, Series 2016-A, 5.00% 6/1/2031	1,600	1,678

# The Tax-Exempt Bond Fund of America (continued)

Bonds, notes & other debt instruments (continued)	Principal amount (000)	Value (000)
<b>Nevada (continued)</b>		
Las Vegas Valley Water Dist., Limited Tax G.O. Water Improvement and Rev. Ref. Bonds, Series 2016-A, 5.00% 6/1/2032	USD1,115	\$ 1,169
Las Vegas Valley Water Dist., Limited Tax G.O. Water Improvement and Rev. Ref. Bonds, Series 2016-A, 5.00% 6/1/2033	2,500	2,620
Las Vegas Valley Water Dist., Limited Tax G.O. Water Improvement and Rev. Ref. Bonds, Series 2016-A, 5.00% 6/1/2041	14,000	14,452
Las Vegas Valley Water Dist., Limited Tax G.O. Water Improvement and Rev. Ref. Bonds, Series 2016-A, 5.00% 6/1/2046	1,635	1,682
Las Vegas Valley Water Dist., Limited Tax G.O. Water Rev. Ref. Bonds, Series 2021-C, 2.00% 6/1/2034	6,430	5,326
Las Vegas Valley Water Dist., Limited Tax G.O. Water Rev. Ref. Bonds, Series 2022-C, 4.00% 6/1/2037	1,250	1,289
City of Reno, Sales Tax Rev. Ref. Bonds (ReTRAC - Reno Transportation Rail Access Corridor Project), Series 2018-A, Assured Guaranty Municipal insured, 5.00% 6/1/2028	1,000	1,062
City of Reno, Sales Tax Rev. Ref. Bonds (ReTRAC - Reno Transportation Rail Access Corridor Project), Series 2018-A, Assured Guaranty Municipal insured, 5.00% 6/1/2031	1,000	1,073
City of Reno, Sales Tax Rev. Ref. Bonds (ReTRAC - Reno Transportation Rail Access Corridor Project), Series 2018-A, Assured Guaranty Municipal insured, 5.00% 6/1/2035	1,000	1,067
County of Washoe and Cities of Reno and Sparks, Truckee Meadows Water Auth., Rev. Ref. Bonds, Series 2017, 5.00% 7/1/2024	2,000	2,032
County of Washoe and Cities of Reno and Sparks, Truckee Meadows Water Auth., Rev. Ref. Bonds, Series 2017, 5.00% 7/1/2028	4,000	4,290
County of Washoe and Cities of Reno and Sparks, Truckee Meadows Water Auth., Rev. Ref. Bonds, Series 2017, 5.00% 7/1/2029	1,000	1,073
County of Washoe and Cities of Reno and Sparks, Truckee Meadows Water Auth., Rev. Ref. Bonds, Series 2017, 5.00% 7/1/2030	1,000	1,073
County of Washoe, Reno-Sparks Convention and Visitors Auth., Limited Tax G.O. Rev. Ref. Bonds, Series 2021, 5.00% 7/1/2028	3,500	3,848
		<u>244,425</u>
<b>New Hampshire 1.07%</b>		
Health and Education Facs. Auth., Rev. Bonds (Elliot Hospital Issue), Series 2016, 5.00% 10/1/2031	1,250	1,285
Health and Education Facs. Auth., Rev. Bonds (Kendal at Hanover Issue), Series 2016, 5.00% 10/1/2046	1,000	960
Health and Education Facs. Auth., Rev. Bonds (Southern New Hampshire University), Series 2017, 5.00% 1/1/2042 (preref. 1/1/2024)	1,750	1,762
Health and Education Facs. Auth., Rev. Bonds (Southern New Hampshire University), Series 2017, 5.00% 1/1/2047 (preref. 1/1/2024)	5,500	5,537
Health and Education Facs. Auth., Rev. Bonds (University System of New Hampshire), Series 2015, 5.00% 7/1/2032	2,565	2,637
Health and Education Facs. Auth., Rev. Bonds (University System of New Hampshire), Series 2015, 5.00% 7/1/2033	3,740	3,843
Housing Fin. Auth., Multi Family Housing Rev. Bonds, Series 2021-3, 2.60% 7/1/2051	1,500	991
Housing Fin. Auth., Single Family Mortgage Rev. Bonds, Series 2023-A, 6.00% 7/1/2053	1,160	1,249
Housing Fin. Auth., Single Family Mortgage Rev. Bonds, Series 2023-B, 6.00% 1/1/2055	1,980	2,151
National Fin. Auth., Hospital Rev. Bonds (St. Luke's University Health Network Project), Series 2021-B, 4.00% 8/15/2037	935	905
National Fin. Auth., Hospital Rev. Bonds (St. Luke's University Health Network Project), Series 2021-B, 4.00% 8/15/2038	1,000	950
National Fin. Auth., Hospital Rev. Bonds (St. Luke's University Health Network Project), Series 2021-B, 4.00% 8/15/2039	1,100	1,045
National Fin. Auth., Hospital Rev. Bonds (St. Luke's University Health Network Project), Series 2021-B, 4.00% 8/15/2040	1,050	989
National Fin. Auth., Hospital Rev. Bonds (St. Luke's University Health Network Project), Series 2021-B, 4.00% 8/15/2041	1,000	934
National Fin. Auth., Hospital Rev. Bonds (St. Luke's University Health Network Project), Series 2021-B, Assured Guaranty Municipal insured, 3.00% 8/15/2046	10,145	7,598
National Fin. Auth., Hospital Rev. Bonds (St. Luke's University Health Network Project), Series 2021-B, Assured Guaranty Municipal insured, 3.00% 8/15/2051	3,390	2,415
National Fin. Auth., Municipal Certs., Series 2020-1, Class A, 4.125% 1/20/2034	56,753	55,613
National Fin. Auth., Municipal Certs., Series 2022-1, Class A, 4.375% 9/20/2036	60,940	60,249
National Fin. Auth., Municipal Certs., Series 2022-2, Class A, 4.00% 10/20/2036	52,711	50,387
National Fin. Auth., Municipal Certs., Series 2023-2, Class A, 3.875% 1/20/2038	28,220	26,312
National Fin. Auth., Resource Recovery Rev. Ref. Bonds (Covanta Project), Series 2018-B, 4.625% 11/1/2042 <sup>1</sup>	8,000	6,935

# The Tax-Exempt Bond Fund of America (continued)

Bonds, notes & other debt instruments (continued)	Principal amount (000)	Value (000)
<b>New Hampshire (continued)</b>		
National Fin. Auth., Rev. Bonds (The Lawrenceville School Project), Series 2021-A, 4.00% 7/1/2051	USD6,855	\$ 6,609
National Fin. Auth., Senior Living Rev. Ref. Bonds (Springpoint Senior Living, Inc.), Series 2021, 4.00% 1/1/2041	2,725	2,262
National Fin. Auth., Senior Living Rev. Ref. Bonds (Springpoint Senior Living, Inc.), Series 2021, 4.00% 1/1/2051	3,000	2,280
		<u>245,898</u>
<b>New Jersey 2.08%</b>		
Atlantic City, Tax Appeal Rev. Ref. Bonds, Series 2017-A, BAM insured, 5.00% 3/1/2037	750	786
County of Camden, Improvement Auth., Health Care Redev. Project, Rev. Ref. Bonds (Cooper Health System Obligated Group Issue), Series 2014, 5.00% 2/15/2027	1,500	1,507
County of Camden, Improvement Auth., Health Care Redev. Project, Rev. Ref. Bonds (Cooper Health System Obligated Group Issue), Series 2014, 5.00% 2/15/2032	3,000	3,015
County of Camden, Improvement Auth., Health Care Redev. Project, Rev. Ref. Bonds (Cooper Health System Obligated Group Issue), Series 2014, 5.00% 2/15/2034	1,000	1,004
Casino Reinvestment Dev. Auth., Luxury Tax Rev. Bonds, Series 2014, Assured Guaranty Municipal insured, 5.00% 11/1/2028	2,690	2,750
Econ. Dev. Auth., Motor Vehicle Surcharges Rev. Bonds (Special Needs Housing Program), Capital Appreciation Bonds, Series 2007-B, Assured Guaranty insured, 0% 7/1/2026	2,085	1,868
Econ. Dev. Auth., Rev. Bonds (Provident Group - Kean Properties, LLC - Kean University Student Housing Project), Series 2017-A, 5.00% 1/1/2050	590	540
Econ. Dev. Auth., Rev. Ref. Bonds (Provident Group - Montclair Properties, LLC - Montclair State University Student Housing Project), Series 2017, Assured Guaranty Municipal insured, 5.00% 6/1/2030	1,500	1,577
Econ. Dev. Auth., Rev. Ref. Bonds (Provident Group - Montclair Properties, LLC - Montclair State University Student Housing Project), Series 2017, Assured Guaranty Municipal insured, 5.00% 6/1/2031	1,000	1,052
Econ. Dev. Auth., Rev. Ref. Bonds (Provident Group - Montclair Properties, LLC - Montclair State University Student Housing Project), Series 2017, Assured Guaranty Municipal insured, 5.00% 6/1/2037	3,250	3,367
Econ. Dev. Auth., Rev. Ref. Bonds (Provident Group - Montclair Properties, LLC - Montclair State University Student Housing Project), Series 2017, Assured Guaranty Municipal insured, 5.00% 6/1/2042	6,000	6,147
Econ. Dev. Auth., Rev. Ref. Bonds (Provident Group - Rowan Properties, LLC - Rowan University Student Housing Project), Series 2015-A, 5.00% 1/1/2048	4,000	3,575
Econ. Dev. Auth., School Facs. Construction Bonds, Series 2017-DDD, 5.00% 6/15/2027	1,000	1,062
Econ. Dev. Auth., School Facs. Construction Bonds, Series 2017-DDD, 5.00% 6/15/2029	2,000	2,134
Econ. Dev. Auth., School Facs. Construction Bonds, Series 2017-DDD, 5.00% 6/15/2033 (preref. 6/15/2027)	1,500	1,622
Econ. Dev. Auth., School Facs. Construction Bonds, Series 2018-EEE, 5.00% 6/15/2038 (preref. 12/15/2028)	2,000	2,235
Econ. Dev. Auth., School Facs. Construction Bonds, Series 2016-AAA, 5.00% 6/15/2041 (preref. 12/15/2026)	600	639
Econ. Dev. Auth., School Facs. Construction Rev. Ref. Bonds, Series 2015-XX, 5.00% 6/15/2025	7,500	7,721
Econ. Dev. Auth., School Facs. Construction Rev. Ref. Bonds, Series 2014-PP, 5.00% 6/15/2027 (preref. 6/15/2024)	1,525	1,549
Econ. Dev. Auth., School Facs. Construction Rev. Ref. Bonds, Series 2023-RRR, 5.00% 3/1/2028	3,090	3,316
Econ. Dev. Auth., School Facs. Construction Rev. Ref. Bonds, Series 2024-SSS, 5.25% 6/15/2037	2,000	2,183
Econ. Dev. Auth., School Facs. Construction Rev. Ref. Bonds, Series 2024-SSS, 5.25% 6/15/2038	1,135	1,230
Econ. Dev. Auth., School Facs. Construction Rev. Ref. Bonds, Series 2024-SSS, 5.25% 6/15/2039	2,000	2,157
Econ. Dev. Auth., Transportation Project Sublease Rev. Bonds (New Jersey Transit Corp. Projects), Series 2017-A, 5.00% 11/1/2027	1,185	1,267
Educational Facs. Auth., Rev. and Rev. Ref. Bonds (Ramapo College of New Jersey Issue), Series 2017-A, Assured Guaranty Municipal insured, 5.00% 7/1/2033	1,500	1,610
Educational Facs. Auth., Rev. and Rev. Ref. Bonds (Ramapo College of New Jersey Issue), Series 2017-A, Assured Guaranty Municipal insured, 5.00% 7/1/2034	3,540	3,788
Educational Facs. Auth., Rev. and Rev. Ref. Bonds (Ramapo College of New Jersey Issue), Series 2022-A, Assured Guaranty Municipal insured, 5.00% 7/1/2035	200	228
Educational Facs. Auth., Rev. and Rev. Ref. Bonds (Ramapo College of New Jersey Issue), Series 2022-A, Assured Guaranty Municipal insured, 5.00% 7/1/2036	600	676
Educational Facs. Auth., Rev. and Rev. Ref. Bonds (Ramapo College of New Jersey Issue), Series 2022-A, Assured Guaranty Municipal insured, 5.00% 7/1/2037	600	667
Educational Facs. Auth., Rev. and Rev. Ref. Bonds (Ramapo College of New Jersey Issue), Series 2022-A, Assured Guaranty Municipal insured, 5.00% 7/1/2038	750	829
Educational Facs. Auth., Rev. and Rev. Ref. Bonds (Ramapo College of New Jersey Issue), Series 2022-A, Assured Guaranty Municipal insured, 4.00% 7/1/2039	640	634
Educational Facs. Auth., Rev. and Rev. Ref. Bonds (Stockton University Issue), Series 2016-A, BAM insured, 5.00% 7/1/2027	1,125	1,175
Educational Facs. Auth., Rev. Bonds (Stevens Institute of Technology Issue), Series 2017-A, 5.00% 7/1/2030	2,555	2,684
Educational Facs. Auth., Rev. Bonds (Stevens Institute of Technology Issue), Series 2017-A, 5.00% 7/1/2031	2,740	2,874
Educational Facs. Auth., Rev. Green Bonds (Stevens Institute of Technology Issue), Series 2020-A, 5.00% 7/1/2045	3,500	3,584



# The Tax-Exempt Bond Fund of America (continued)

Bonds, notes & other debt instruments (continued)	Principal amount (000)	Value (000)
<b>New Jersey (continued)</b>		
Educational Facs. Auth., Rev. Ref. Bonds (Kean University Issue), Series 2015-H, Assured Guaranty Municipal insured, 5.00% 7/1/2027	USD1,865	\$ 1,926
Health Care Facs. Fncg. Auth., Rev. and Rev. Ref. Bonds (RWJ Barnabas Health Obligated Group Issue), Series 2019-B-2, 5.00% 7/1/2042 (put 7/1/2025)	4,875	5,010
Health Care Facs. Fncg. Auth., Rev. and Rev. Ref. Bonds (Trinitas Regional Medical Center Obligated Group Issue), Series 2017-A, 5.00% 7/1/2025 (escrowed to maturity)	1,000	1,033
Health Care Facs. Fncg. Auth., Rev. and Rev. Ref. Bonds (Trinitas Regional Medical Center Obligated Group Issue), Series 2017-A, 5.00% 7/1/2026 (escrowed to maturity)	1,000	1,054
Health Care Facs. Fncg. Auth., Rev. and Rev. Ref. Bonds (Trinitas Regional Medical Center Obligated Group Issue), Series 2017-A, 5.00% 7/1/2027 (preref. 7/1/2026)	2,185	2,303
Health Care Facs. Fncg. Auth., Rev. Bonds (AtlantiCare Health System Obligated Group Issue), Series 2021, 5.00% 7/1/2034	1,375	1,547
Health Care Facs. Fncg. Auth., Rev. Bonds (AtlantiCare Health System Obligated Group Issue), Series 2021, 4.00% 7/1/2035	750	774
Health Care Facs. Fncg. Auth., Rev. Bonds (AtlantiCare Health System Obligated Group Issue), Series 2021, 3.00% 7/1/2038	2,500	2,094
Health Care Facs. Fncg. Auth., Rev. Bonds (AtlantiCare Health System Obligated Group Issue), Series 2021, 3.00% 7/1/2039	2,000	1,658
Health Care Facs. Fncg. Auth., Rev. Bonds (St. Joseph's Healthcare System Obligated Group Issue), Series 2016, 5.00% 7/1/2031	500	512
Health Care Facs. Fncg. Auth., Rev. Bonds (St. Joseph's Healthcare System Obligated Group Issue), Series 2016, 5.00% 7/1/2035	500	508
Health Care Facs. Fncg. Auth., Rev. Bonds (Valley Health System Obligated Group), Series 2019, 4.00% 7/1/2035	1,000	1,005
Health Care Facs. Fncg. Auth., Rev. Bonds (Valley Health System Obligated Group), Series 2019, 4.00% 7/1/2036	1,000	1,003
Health Care Facs. Fncg. Auth., Rev. Bonds (Valley Health System Obligated Group), Series 2019, 4.00% 7/1/2037	1,000	1,000
Health Care Facs. Fncg. Auth., Rev. Bonds (Valley Health System Obligated Group), Series 2019, 4.00% 7/1/2038	1,250	1,242
Health Care Facs. Fncg. Auth., Rev. Bonds (Valley Health System Obligated Group), Series 2019, 4.00% 7/1/2044	3,000	2,897
Health Care Facs. Fncg. Auth., Rev. Ref. Bonds (Hackensack Meridian Health Obligated Group Issue), Series 2017-A, 5.00% 7/1/2035	1,250	1,331
Health Care Facs. Fncg. Auth., Rev. Ref. Bonds (Hackensack Meridian Health Obligated Group Issue), Series 2017-A, 5.00% 7/1/2037	1,000	1,054
Health Care Facs. Fncg. Auth., Rev. Ref. Bonds (Hackensack Meridian Health Obligated Group Issue), Series 2017-A, 5.00% 7/1/2039	2,500	2,616
Health Care Facs. Fncg. Auth., Rev. Ref. Bonds (RWJ Barnabas Health Obligated Group Issue), Series 2016-A, 5.00% 7/1/2031	2,905	3,073
Health Care Facs. Fncg. Auth., Rev. Ref. Bonds (RWJ Barnabas Health Obligated Group Issue), Series 2016-A, 5.00% 7/1/2033	7,000	7,393
Housing and Mortgage Fin. Agcy., Multi Family Conduit Rev. Bonds (Browns Woods Apartments Project), Series 2021-A, 1.25% 12/1/2024 (put 12/1/2023)	3,030	3,004
Housing and Mortgage Fin. Agcy., Single Family Housing Rev. Bonds, Series 2018-A, 4.50% 10/1/2048	19,690	19,747
Housing and Mortgage Fin. Agcy., Single Family Housing Rev. Bonds, Series 2019-C, 4.75% 10/1/2050	12,580	12,694
Housing and Mortgage Fin. Agcy., Single Family Housing Rev. Bonds, Series 2020-E, 3.50% 4/1/2051	12,580	12,292
Housing and Mortgage Fin. Agcy., Single Family Housing Rev. Bonds, Series 2020-H, 3.00% 10/1/2052	27,160	25,956
Housing and Mortgage Fin. Agcy., Single Family Housing Rev. Bonds, Series 2023-J, 5.50% 4/1/2053	53,710	57,454
Housing and Mortgage Fin. Agcy., Single Family Housing Rev. Bonds, Series 2022-I, 5.00% 10/1/2053	12,475	12,879
South Jersey Transportation Auth., Transportation System Rev. Bonds, Series 2022-A, 4.625% 11/1/2047	3,390	3,443
South Jersey Transportation Auth., Transportation System Rev. Bonds, Series 2022-A, BAM insured, 5.25% 11/1/2052	4,000	4,390
South Jersey Transportation Auth., Transportation System Rev. Ref. Bonds, Series 2014-A, 5.00% 11/1/2030	1,010	1,024
South Jersey Transportation Auth., Transportation System Rev. Ref. Bonds, Series 2014-A, 5.00% 11/1/2039	4,750	4,768
Tobacco Settlement Fncg. Corp., Tobacco Settlement Bonds, Series 2018-A, 5.00% 6/1/2024	4,220	4,269
Tobacco Settlement Fncg. Corp., Tobacco Settlement Bonds, Series 2018-A, 5.00% 6/1/2025	3,330	3,418
Tobacco Settlement Fncg. Corp., Tobacco Settlement Bonds, Series 2018-A, 5.00% 6/1/2029	1,575	1,698
Tobacco Settlement Fncg. Corp., Tobacco Settlement Bonds, Series 2018-A, 5.00% 6/1/2030	5,000	5,393
Tobacco Settlement Fncg. Corp., Tobacco Settlement Bonds, Series 2018-A, 5.00% 6/1/2033	5,000	5,376
Tobacco Settlement Fncg. Corp., Tobacco Settlement Bonds, Series 2018-A, 5.25% 6/1/2046	3,600	3,736
Transportation Trust Fund Auth., Federal Highway Reimbursement Rev. Ref. Bonds, Series 2018-A, 5.00% 6/15/2030	3,500	3,674
Transportation Trust Fund Auth., Transportation Program Bonds, Series 2023-AA, 5.00% 6/15/2026	1,000	1,046
Transportation Trust Fund Auth., Transportation Program Bonds, Series 2022-BB, 5.00% 6/15/2035	500	556
Transportation Trust Fund Auth., Transportation Program Bonds, Series 2019-AA, 5.00% 6/15/2037	1,000	1,060
Transportation Trust Fund Auth., Transportation Program Bonds, Series 2022-AA, 5.00% 6/15/2037	5,000	5,482
Transportation Trust Fund Auth., Transportation Program Bonds, Series 2022-BB, 4.00% 6/15/2040	1,000	986

# The Tax-Exempt Bond Fund of America (continued)

Bonds, notes & other debt instruments (continued)	Principal amount (000)	Value (000)
<b>New Jersey (continued)</b>		
Transportation Trust Fund Auth., Transportation Program Bonds, Series 2022-BB, 4.00% 6/15/2041	USD1,500	\$ 1,477
Transportation Trust Fund Auth., Transportation Program Bonds, Series 2019-BB, 5.00% 6/15/2044	1,000	1,045
Transportation Trust Fund Auth., Transportation Program Bonds, Series 2020-AA, 4.00% 6/15/2045	5,000	4,863
Transportation Trust Fund Auth., Transportation Program Bonds, Series 2020-AA, 5.00% 6/15/2045	2,310	2,451
Transportation Trust Fund Auth., Transportation Program Bonds, Series 2022-BB, 4.00% 6/15/2046	8,295	8,029
Transportation Trust Fund Auth., Transportation Program Bonds, Series 2019-AA, 5.00% 6/15/2046	2,500	2,612
Transportation Trust Fund Auth., Transportation Program Bonds, Series 2020-AA, 3.00% 6/15/2050	13,010	9,826
Transportation Trust Fund Auth., Transportation Program Bonds, Series 2022-BB, 3.00% 6/15/2050	11,500	8,638
Transportation Trust Fund Auth., Transportation Program Bonds, Series 2022-BB, 4.00% 6/15/2050	5,000	4,736
Transportation Trust Fund Auth., Transportation System Bonds, Series 2006-A, Assured Guaranty Municipal insured, 5.50% 12/15/2023	5,000	5,037
Transportation Trust Fund Auth., Transportation System Bonds, Series 2006-A, Assured Guaranty Municipal insured, 5.50% 12/15/2023	2,985	3,006
Transportation Trust Fund Auth., Transportation System Bonds, Series 2004-A, FGIC-National insured, 5.75% 6/15/2025	5,580	5,820
Transportation Trust Fund Auth., Transportation System Bonds, Series 2023-A, 5.00% 6/15/2037	3,000	3,316
Transportation Trust Fund Auth., Transportation System Bonds, Series 2023-A, 5.00% 6/15/2038	3,500	3,838
Transportation Trust Fund Auth., Transportation System Bonds, Series 2022-A, 4.00% 6/15/2039	3,100	3,076
Transportation Trust Fund Auth., Transportation System Bonds, Series 2019-A, 5.00% 12/15/2039	1,000	1,062
Transportation Trust Fund Auth., Transportation System Bonds, Series 2022-A, 4.00% 6/15/2040	5,000	4,931
Transportation Trust Fund Auth., Transportation System Bonds (Capital Appreciation Bonds), Series 2010-A, 0% 12/15/2030	8,620	6,606
Transportation Trust Fund Auth., Transportation System Bonds, Capital Appreciation Bonds, Series 2006-C, AMBAC insured, 0% 12/15/2025	26,585	24,378
Transportation Trust Fund Auth., Transportation System Bonds, Capital Appreciation Bonds, Series 2006-C, AMBAC insured, 0% 12/15/2026	3,500	3,105
Transportation Trust Fund Auth., Transportation System Bonds, Capital Appreciation Bonds, Series 2006-C, National insured, 0% 12/15/2027	10,650	9,150
Transportation Trust Fund Auth., Transportation System Bonds, Capital Appreciation Bonds, Series 2006-C, National insured, 0% 12/15/2031	9,000	6,640
Transportation Trust Fund Auth., Transportation System Bonds, Capital Appreciation Bonds, Series 2009-A, 0% 12/15/2032	2,500	1,764
Transportation Trust Fund Auth., Transportation System Bonds, Capital Appreciation Bonds, Series 2006-C, Assured Guaranty Municipal insured, 0% 12/15/2033	17,500	11,952
Transportation Trust Fund Auth., Transportation System Bonds, Capital Appreciation Bonds, Series 2006-C, Assured Guaranty Municipal insured, 0% 12/15/2034	16,880	11,024
Transportation Trust Fund Auth., Transportation System Bonds, Capital Appreciation Bonds, Series 2008-A, 0% 12/15/2037	3,000	1,640
Transportation Trust Fund Auth., Transportation System Bonds, Capital Appreciation Bonds, Series 2009-A, BAM Insured, 0% 12/15/2038	4,000	2,094
Transportation Trust Fund Auth., Transportation System Bonds, Capital Appreciation Bonds, Series 2010-A, BAM insured, 0% 12/15/2040	30,765	14,265
Turnpike Auth., Turnpike Rev. Bonds, Series 2020-D, 5.00% 1/1/2028	2,175	2,289
		<u>477,100</u>
<b>New Mexico 0.44%</b>		
City of Farmington, Pollution Control Rev. Ref. Bonds (Public Service Co. of San Juan and Four Corners Projects), Series 2016-B, 2.15% 4/1/2033	1,250	989
City of Farmington, Pollution Control Rev. Ref. Bonds (Public Service Co. of San Juan Project), Series 2010-C, 1.15% 6/1/2040 (put 6/1/2024)	12,000	11,661
City of Farmington, Pollution Control Rev. Ref. Bonds (Public Service Co. of San Juan Project), Series 2010-E, 1.15% 6/1/2040 (put 6/1/2024)	1,750	1,701
Hospital Equipment Loan Council, Hospital System Rev. Bonds (Presbyterian Healthcare Services), Series 2015-A, 5.00% 8/1/2044 (preref. 8/1/2025)	1,350	1,393
Hospital Equipment Loan Council, Hospital System Rev. Bonds (Presbyterian Healthcare Services), Series 2019-A, 5.00% 8/1/2044	1,860	1,947
Hospital Equipment Loan Council, Hospital System Rev. Bonds (Presbyterian Healthcare Services), Series 2019-B, 5.00% 8/1/2049 (put 8/1/2025)	5,335	5,480
Mortgage Fin. Auth., Single Family Mortgage Program Bonds, Series 2017-B-1, Class I, 3.75% 9/1/2048	1,845	1,821
Mortgage Fin. Auth., Single Family Mortgage Program Bonds, Series 2018-A-1, Class I, 4.00% 1/1/2049	4,805	4,767
Mortgage Fin. Auth., Single Family Mortgage Program Bonds, Series 2018-B-1, Class I, 4.00% 1/1/2049	2,400	2,381
Mortgage Fin. Auth., Single Family Mortgage Program Bonds, Series 2018-C, Class I, 4.00% 1/1/2049	1,265	1,255

# The Tax-Exempt Bond Fund of America (continued)

Bonds, notes & other debt instruments (continued)	Principal amount (000)	Value (000)
<b>New Mexico (continued)</b>		
Mortgage Fin. Auth., Single Family Mortgage Program Bonds, Series 2018-D, Class I, 4.25% 7/1/2049	USD3,510	\$ 3,499
Mortgage Fin. Auth., Single Family Mortgage Program Bonds, Series 2019-D, Class I, 3.75% 1/1/2050	3,880	3,821
Mortgage Fin. Auth., Single Family Mortgage Program Bonds, Series 2019-A-1, Class I, 4.25% 1/1/2050	785	783
Mortgage Fin. Auth., Single Family Mortgage Program Bonds, Series 2019-F-1, Class I, 3.50% 7/1/2050	10,370	10,143
Mortgage Fin. Auth., Single Family Mortgage Program Bonds, Series 2019-C-1, Class I, 4.00% 7/1/2050	820	813
Mortgage Fin. Auth., Single Family Mortgage Program Bonds, Series 2020-A, Class I, 3.50% 1/1/2051	3,205	3,135
Mortgage Fin. Auth., Single Family Mortgage Program Bonds, Series 2021-A, Class I, 3.00% 1/1/2052	4,170	4,005
Mortgage Fin. Auth., Single Family Mortgage Program Bonds, Series 2021-C, Class I, 3.00% 1/1/2052	1,675	1,607
Mortgage Fin. Auth., Single Family Mortgage Program Bonds, Series 2021-D, Class I, 3.00% 7/1/2052	21,900	20,989
Mortgage Fin. Auth., Single Family Mortgage Program Bonds, Series 2022-A, Class I, 3.00% 3/1/2053	4,850	4,646
Mortgage Fin. Auth., Single Family Mortgage Program Bonds, Series 2022-C, Class I, 4.25% 3/1/2053	1,000	1,006
Mortgage Fin. Auth., Single Family Mortgage Program Bonds, Series 2022-D, Class I, 5.25% 3/1/2053	2,130	2,235
Mortgage Fin. Auth., Single Family Mortgage Program Bonds, Series 2023-B, Class I, 5.50% 3/1/2054	7,000	7,446
Mortgage Fin. Auth., Single Family Mortgage Program Bonds, Series 2023-A, Class I, 5.75% 3/1/2054	4,000	4,309
Mortgage Fin. Auth., Single Family Mortgage Program Bonds, Series 2023-C, Class I, 5.75% 3/1/2054	190	205
		102,037
<b>New York 11.15%</b>		
Town of Amherst Dev. Corp., Student Housing Fac. Rev. Ref. Bonds (UBF Faculty-Student Housing Corp. - Greiner and Hadley Rev. Ref. Projects at SUNY Buffalo), Series 2017-A, Assured Guaranty Municipal insured, 5.00% 10/1/2031	1,055	1,147
Brooklyn Arena Local Dev. Corp., PILOT Rev. Ref. Bonds (Barclays Center), Series 2016-A, Assured Guaranty Municipal insured, 5.00% 7/15/2026	2,670	2,746
Brooklyn Arena Local Dev. Corp., PILOT Rev. Ref. Bonds (Barclays Center), Series 2016-A, Assured Guaranty Municipal insured, 5.00% 7/15/2027	5,975	6,162
Brooklyn Arena Local Dev. Corp., PILOT Rev. Ref. Bonds (Barclays Center), Series 2016-A, Assured Guaranty Municipal insured, 5.00% 7/15/2028	8,085	8,325
Brooklyn Arena Local Dev. Corp., PILOT Rev. Ref. Bonds (Barclays Center), Series 2016-A, Assured Guaranty Municipal insured, 5.00% 7/15/2030	5,840	5,994
Brooklyn Arena Local Dev. Corp., PILOT Rev. Ref. Bonds (Barclays Center), Series 2016-A, Assured Guaranty Municipal insured, 4.00% 7/15/2032	1,035	1,046
Brooklyn Arena Local Dev. Corp., PILOT Rev. Ref. Bonds (Barclays Center), Series 2016-A, Assured Guaranty Municipal insured, 4.00% 7/15/2033	1,085	1,095
Brooklyn Arena Local Dev. Corp., PILOT Rev. Ref. Bonds (Barclays Center), Series 2016-A, Assured Guaranty Municipal insured, 4.00% 7/15/2034	1,000	1,008
Brooklyn Arena Local Dev. Corp., PILOT Rev. Ref. Bonds (Barclays Center), Series 2016-A, Assured Guaranty Municipal insured, 5.00% 7/15/2042	70,655	70,720
Brooklyn Arena Local Dev. Corp., PILOT Rev. Ref. Bonds (Barclays Center), Series 2016-A, Assured Guaranty Municipal insured, 3.00% 7/15/2043	4,260	3,296
Broome County Local Dev. Corp., Rev. Bonds (United Health Services Hospitals, Inc. Project), Series 2020, Assured Guaranty Municipal insured, 4.00% 4/1/2050	750	712
Build NYC Resource Corp., Rev. Ref. Bonds (Grand Concourse Academy Charter School Project), Series 2022-A, 5.00% 7/1/2042	600	608
Build NYC Resource Corp., Rev. Ref. Bonds (Grand Concourse Academy Charter School Project), Series 2022-A, 5.00% 7/1/2052	725	724
Build NYC Resource Corp., Rev. Ref. Bonds (Grand Concourse Academy Charter School Project), Series 2022-A, 5.00% 7/1/2056	550	540
Convention Center Dev. Corp., Rev. Bonds (Hotel Unit Fee Secured), Capital Appreciation Bonds, Series 2016-B, BAM insured, 0% 11/15/2037	925	501
Convention Center Dev. Corp., Rev. Bonds (Hotel Unit Fee Secured), Capital Appreciation Bonds, Series 2016-B, BAM insured, 0% 11/15/2038	1,390	713
Convention Center Dev. Corp., Rev. Bonds (Hotel Unit Fee Secured), Capital Appreciation Bonds, Series 2016-B, BAM insured, 0% 11/15/2039	2,300	1,115
Convention Center Dev. Corp., Rev. Bonds (Hotel Unit Fee Secured), Capital Appreciation Bonds, Series 2016-B, BAM insured, 0% 11/15/2045	1,000	349
Convention Center Dev. Corp., Rev. Bonds (Hotel Unit Fee Secured), Capital Appreciation Bonds, Series 2016-A, 0% 11/15/2054	24,390	5,250
Convention Center Dev. Corp., Rev. Bonds (Hotel Unit Fee Secured), Capital Appreciation Bonds, Series 2016-A, BAM insured, 0% 11/15/2054	1,965	464
Convention Center Dev. Corp., Rev. Bonds (Hotel Unit Fee Secured), Capital Appreciation Bonds, Series 2016-A, 0% 11/15/2055	6,000	1,218

# The Tax-Exempt Bond Fund of America (continued)

Bonds, notes & other debt instruments (continued)	Principal amount (000)	Value (000)
<b>New York (continued)</b>		
Convention Center Dev. Corp., Rev. Bonds (Hotel Unit Fee Secured), Capital Appreciation Bonds, Series 2016-B, BAM insured, 0% 11/15/2056	USD3,500	\$ 690
Dormitory Auth., Mortgage Hospital Rev. Bonds (Maimonides Medical Center), Series 2020, FHA insured, 4.00% 8/1/2043	750	745
Dormitory Auth., Mortgage Hospital Rev. Bonds (Maimonides Medical Center), Series 2020, FHA insured, 3.00% 2/1/2050	1,000	750
Dormitory Auth., Rev. Bonds (Icahn School of Medicine at Mount Sinai), Series 2015-A, 5.00% 7/1/2033	7,500	7,704
Dormitory Auth., Rev. Bonds (New School), Series 2016-A, 5.00% 7/1/2031	1,255	1,316
Dormitory Auth., Rev. Bonds (New School), Series 2016-A, 5.00% 7/1/2032	2,250	2,358
Dormitory Auth., Rev. Bonds (New School), Series 2022-A, 5.00% 7/1/2041	1,000	1,052
Dormitory Auth., Rev. Bonds (New York University), Series 2018-A, 5.00% 7/1/2031	1,000	1,100
Dormitory Auth., Rev. Bonds (New York University), Series 2018-A, 5.00% 7/1/2036	1,500	1,631
Dormitory Auth., Rev. Bonds (New York University), Series 2018-A, 5.00% 7/1/2038	2,000	2,149
Dormitory Auth., Rev. Bonds (State University of New York Dormitory Facs.), Series 2019-A, 4.00% 7/1/2038	1,070	1,063
Dormitory Auth., Rev. Bonds (State University of New York Dormitory Facs.), Series 2019-A, 4.00% 7/1/2043	1,200	1,160
Dormitory Auth., Rev. Bonds (State University of New York Dormitory Facs.), Series 2019-A, 4.00% 7/1/2049	2,625	2,480
Dormitory Auth., School Dist. Rev. Bond Fncg. Program Rev. Bonds, Series 2023-A, Assured Guaranty Municipal insured, 5.00% 10/1/2036	1,740	1,966
Dormitory Auth., State Personal Income Tax Rev. Bonds (General Purpose), Series 2014-C, 5.00% 3/15/2024 (escrowed to maturity)	5,510	5,573
Dormitory Auth., State Personal Income Tax Rev. Bonds (General Purpose), Series 2022-A, 5.00% 3/15/2028	2,675	2,923
Dormitory Auth., State Personal Income Tax Rev. Bonds (General Purpose), Series 2014-A, 5.00% 2/15/2030	2,500	2,522
Dormitory Auth., State Personal Income Tax Rev. Bonds (General Purpose), Series 2017-A, 5.00% 2/15/2032	1,500	1,601
Dormitory Auth., State Personal Income Tax Rev. Bonds (General Purpose), Series 2015-A, 5.00% 3/15/2034	4,390	4,510
Dormitory Auth., State Personal Income Tax Rev. Bonds (General Purpose), Series 2017-B, 5.00% 2/15/2035	17,005	18,233
Dormitory Auth., State Personal Income Tax Rev. Bonds (General Purpose), Series 2019-A, 5.00% 3/15/2037	1,685	1,841
Dormitory Auth., State Personal Income Tax Rev. Bonds (General Purpose), Series 2019-D, 4.00% 2/15/2039	1,775	1,783
Dormitory Auth., State Personal Income Tax Rev. Bonds (General Purpose), Series 2021-A, 4.00% 3/15/2039	5,000	5,027
Dormitory Auth., State Personal Income Tax Rev. Bonds (General Purpose), Series 2018-A, 5.00% 3/15/2040	1,000	1,072
Dormitory Auth., State Personal Income Tax Rev. Bonds (General Purpose), Series 2019-A, 5.00% 3/15/2040	6,135	6,615
Dormitory Auth., State Personal Income Tax Rev. Bonds (General Purpose), Series 2020-A, 3.00% 3/15/2041	43,585	36,710
Dormitory Auth., State Personal Income Tax Rev. Bonds (General Purpose), Series 2019-A, 5.00% 3/15/2041	2,000	2,150
Dormitory Auth., State Personal Income Tax Rev. Bonds (General Purpose), Series 2022-A, 5.00% 3/15/2041	5,000	5,533
Dormitory Auth., State Personal Income Tax Rev. Bonds (General Purpose), Series 2020-A, 3.00% 3/15/2042	16,375	13,633
Dormitory Auth., State Personal Income Tax Rev. Bonds (General Purpose), Series 2021-E, 4.00% 3/15/2042	1,170	1,158
Dormitory Auth., State Personal Income Tax Rev. Bonds (General Purpose), Series 2022-A, 4.00% 3/15/2042	2,350	2,326
Dormitory Auth., State Personal Income Tax Rev. Bonds (General Purpose), Series 2019-A, 5.00% 3/15/2042	6,860	7,356
Dormitory Auth., State Personal Income Tax Rev. Bonds (General Purpose), Series 2020-A, 4.00% 3/15/2043	20,000	19,751
Dormitory Auth., State Personal Income Tax Rev. Bonds (General Purpose), Series 2019-A, 5.00% 3/15/2043	4,800	5,143
Dormitory Auth., State Personal Income Tax Rev. Bonds (General Purpose), Series 2019-A, 5.00% 3/15/2044	10,000	10,696
Dormitory Auth., State Personal Income Tax Rev. Bonds (General Purpose), Series 2020-A, 4.00% 3/15/2045	5,000	4,920
Dormitory Auth., State Personal Income Tax Rev. Bonds (General Purpose), Series 2019-D, 4.00% 2/15/2047	30,640	29,978
Dormitory Auth., State Personal Income Tax Rev. Bonds (General Purpose), Series 2020-A, 4.00% 3/15/2047	11,000	10,761
Dormitory Auth., State Personal Income Tax Rev. Bonds (General Purpose), Series 2019-A, 5.00% 3/15/2047	14,500	15,444
Dormitory Auth., State Personal Income Tax Rev. Bonds (General Purpose), Series 2020-A, 4.00% 3/15/2048	5,000	4,856
Dormitory Auth., State Personal Income Tax Rev. Bonds (General Purpose), Series 2021-E, 4.00% 3/15/2048	20,000	19,426
Dormitory Auth., State Personal Income Tax Rev. Bonds (General Purpose), Series 2019-D, 4.00% 2/15/2049	20,075	19,428
Dormitory Auth., State Personal Income Tax Rev. Bonds (General Purpose), Series 2022-A, 4.00% 3/15/2049	12,280	11,883
Dormitory Auth., State Sales Tax Rev. Bonds, Series 2017-B, 5.00% 3/15/2033	4,000	4,268
Dormitory Auth., State Sales Tax Rev. Bonds, Series 2018-A, 5.00% 3/15/2034	10,000	10,901
Dormitory Auth., State Sales Tax Rev. Bonds, Series 2014-A, 5.00% 3/15/2038	3,690	3,724
Dormitory Auth., State Sales Tax Rev. Bonds, Series 2018-A, 5.00% 3/15/2040	1,035	1,101
Dormitory Auth., State Sales Tax Rev. Bonds, Series 2018-A, 5.00% 3/15/2045	1,480	1,565
County of Erie, Industrial Dev. Agcy., School Fac. Rev. Ref. Bonds (City School Dist. of the City of Buffalo Project), Series 2013-A, 5.00% 5/1/2026	5,000	5,006
County of Erie, Industrial Dev. Agcy., School Fac. Rev. Ref. Bonds (City School Dist. of the City of Buffalo Project), Series 2013-A, 5.00% 5/1/2027	3,000	3,003
Genesee County Funding Corp., Rev. Bonds (Rochester Regional Health Project), Series 2022-A, 5.25% 12/1/2052	690	717
Housing Fin. Agcy., 15 Hudson Yards Housing Rev. Bonds, Series 2020-A, 1.65% 5/15/2039	6,582	4,692
Housing Fin. Agcy., Affordable Housing Rev. Bonds, Series 2017-M, 3.65% 11/1/2042	1,250	1,122
Housing Fin. Agcy., Affordable Housing Rev. Green Bonds, Series 2019-I, 1.75% 5/1/2024	530	521
Housing Fin. Agcy., Affordable Housing Rev. Green Bonds, Series 2020-J, 0.75% 5/1/2025	5,000	4,705



# The Tax-Exempt Bond Fund of America (continued)

Bonds, notes & other debt instruments (continued)	Principal amount (000)	Value (000)
<b>New York (continued)</b>		
Housing Fin. Agcy., Affordable Housing Rev. Green Bonds, Series 2020-L-2, 0.75% 11/1/2025	USD5,600	\$ 5,159
Housing Fin. Agcy., Affordable Housing Rev. Green Bonds, Series 2020-M-2, 0.75% 11/1/2025	1,500	1,386
Housing Fin. Agcy., Affordable Housing Rev. Green Bonds, Series 2020-E, 1.10% 5/1/2026	1,000	917
Housing Fin. Agcy., Affordable Housing Rev. Green Bonds, Series 2020-L-1, 1.65% 5/1/2030	1,135	977
Housing Fin. Agcy., Affordable Housing Rev. Green Bonds, Series 2019-P, 2.60% 11/1/2034	2,260	1,987
Housing Fin. Agcy., Affordable Housing Rev. Green Bonds, Series 2020-E, 2.00% 11/1/2035	1,060	842
Housing Fin. Agcy., Affordable Housing Rev. Green Bonds, Series 2020-L-1, 2.10% 11/1/2035	4,100	3,312
Housing Fin. Agcy., Affordable Housing Rev. Green Bonds, Series 2020-M-1, 2.10% 11/1/2035	5,900	4,791
Housing Fin. Agcy., Affordable Housing Rev. Green Bonds, Series 2017-D, 3.95% 11/1/2037	1,000	982
Housing Fin. Agcy., Affordable Housing Rev. Green Bonds, Series 2021-D-1, 2.55% 11/1/2046	4,085	2,797
Housing Fin. Agcy., Affordable Housing Rev. Green Bonds, Series 2021-E-1, 2.65% 11/1/2051	4,965	3,340
Housing Fin. Agcy., Affordable Housing Rev. Green Bonds, Series 2019-H, 3.25% 11/1/2052	1,105	839
Housing Fin. Agcy., Affordable Housing Rev. Green Bonds, Series 2021-D-2, 0.65% 11/1/2056 (put 11/1/2025)	3,140	2,892
Housing Fin. Agcy., Affordable Housing Rev. Green Bonds, Series 2021-J-1, 2.875% 11/1/2056	4,000	2,732
Housing Fin. Agcy., Affordable Housing Rev. Green Bonds, Series 2021-J-2, 1.00% 11/1/2061 (put 11/1/2026)	5,500	4,997
Housing Fin. Agcy., Affordable Housing Rev. Green Bonds, Series 2021-K-2, 1.00% 11/1/2061 (put 11/1/2026)	2,755	2,508
Hudson Yards Infrastructure Corp., Rev. Green Bonds, Series 2022-A, 2.75% 2/15/2047	3,360	2,456
Liberty Dev. Corp., Liberty Rev. Ref. Bonds, Series 2021-WTC-1, 3.00% 2/15/2042	5,000	4,020
Liberty Dev. Corp., Liberty Rev. Ref. Green Bonds (4 World Trade Center Project), Series 2021-A, 2.10% 11/15/2032	5,680	4,891
Liberty Dev. Corp., Liberty Rev. Ref. Green Bonds (4 World Trade Center Project), Series 2021-A, 2.20% 11/15/2033	10,390	8,912
Liberty Dev. Corp., Liberty Rev. Ref. Green Bonds (4 World Trade Center Project), Series 2021-A, 2.875% 11/15/2046	10,000	7,301
Liberty Dev. Corp., Liberty Rev. Ref. Green Bonds (4 World Trade Center Project), Series 2021-A, 3.00% 11/15/2051	10,865	7,956
Liberty Dev. Corp., Liberty Rev. Ref. Green Bonds (4 World Trade Center Project), Series 2021-A, 3.00% 11/15/2051	5,000	3,691
Long Island Power Auth., Electric System General Rev. Bonds, Series 2021, 1.00% 9/1/2025	22,320	20,789
Long Island Power Auth., Electric System General Rev. Bonds, Series 2003-C, Assured Guaranty insured, 5.25% 9/1/2029	4,000	4,556
Long Island Power Auth., Electric System General Rev. Bonds, Series 2016-B, 5.00% 9/1/2032	6,000	6,340
Long Island Power Auth., Electric System General Rev. Bonds, Series 2014-C, 4.394% 5/1/2033 (put 10/1/2023) <sup>3</sup>	5,765	5,765
Long Island Power Auth., Electric System General Rev. Bonds, Series 2015-C, (1-month USD-LIBOR x 0.70 + 0.75%) 4.394% 5/1/2033 (put 10/1/2023) <sup>2,3</sup>	14,335	14,335
Long Island Power Auth., Electric System General Rev. Bonds, Series 2014-A, 5.00% 9/1/2034	1,500	1,522
Long Island Power Auth., Electric System General Rev. Bonds, Series 2018, 5.00% 9/1/2034	5,000	5,520
Long Island Power Auth., Electric System General Rev. Bonds, Series 2020-A, 5.00% 9/1/2035	1,200	1,363
Long Island Power Auth., Electric System General Rev. Bonds, Series 2020-A, 5.00% 9/1/2036	1,500	1,685
Long Island Power Auth., Electric System General Rev. Bonds, Series 2018, 5.00% 9/1/2037	2,000	2,170
Long Island Power Auth., Electric System General Rev. Bonds, Series 2020-A, 5.00% 9/1/2037	1,000	1,113
Long Island Power Auth., Electric System General Rev. Bonds, Series 2018, 5.00% 9/1/2038	1,000	1,082
Long Island Power Auth., Electric System General Rev. Bonds, Series 2020-A, 5.00% 9/1/2038	1,450	1,602
Long Island Power Auth., Electric System General Rev. Bonds, Series 2014-A, 5.00% 9/1/2039	3,995	4,051
Metropolitan Transportation Auth., Dedicated Tax Fund Green Bonds, Series 2016-B-1, 5.00% 11/15/2036	5,000	5,272
Metropolitan Transportation Auth., Hudson Rail Yards Trust Obligations, Series 2016-A, 5.00% 11/15/2051	7,500	7,500
Metropolitan Transportation Auth., Transportation Rev. Bonds, Series 2014-C, 5.00% 11/15/2024	410	416
Metropolitan Transportation Auth., Transportation Rev. Bonds, Series 2015-A-1, 5.00% 11/15/2035	1,625	1,650
Metropolitan Transportation Auth., Transportation Rev. Bonds, Series 2015-C-1, 5.00% 11/15/2035	6,000	6,125
Metropolitan Transportation Auth., Transportation Rev. Bonds, Series 2015-A-1, 5.00% 11/15/2036	2,830	2,869
Metropolitan Transportation Auth., Transportation Rev. Bonds, Series 2015-A-1, 5.00% 11/15/2040	1,000	1,009
Metropolitan Transportation Auth., Transportation Rev. Bonds, Series 2021-A-2, 4.00% 11/15/2041	2,000	1,942
Metropolitan Transportation Auth., Transportation Rev. Bonds, Series 2017-D, 4.00% 11/15/2042	13,360	12,881
Metropolitan Transportation Auth., Transportation Rev. Bonds, Series 2021-A-2, 4.00% 11/15/2042	17,500	16,872
Metropolitan Transportation Auth., Transportation Rev. Bonds, Series 2021-A-2, 4.00% 11/15/2043	7,330	7,044
Metropolitan Transportation Auth., Transportation Rev. Bonds, Series 2014-B, 5.00% 11/15/2044	11,000	11,022
Metropolitan Transportation Auth., Transportation Rev. Bonds, Series 2015-A-1, 5.00% 11/15/2045	22,845	22,931
Metropolitan Transportation Auth., Transportation Rev. Bonds, Series 2015-A-2, 5.00% 11/15/2045 (put 5/15/2030)	8,450	9,103
Metropolitan Transportation Auth., Transportation Rev. Green Bonds, Series 2016-A-1, 5.00% 11/15/2027	1,065	1,102
Metropolitan Transportation Auth., Transportation Rev. Green Bonds, Series 2017-A-1, 5.00% 11/15/2032	1,500	1,578
Metropolitan Transportation Auth., Transportation Rev. Green Bonds, Series 2020-A-1, 4.00% 11/15/2040	6,000	5,860
Metropolitan Transportation Auth., Transportation Rev. Green Bonds, Series 2020-D-1, 5.00% 11/15/2043	3,000	3,150



# The Tax-Exempt Bond Fund of America (continued)

Bonds, notes & other debt instruments (continued)	Principal amount (000)	Value (000)
<b>New York (continued)</b>		
Metropolitan Transportation Auth., Transportation Rev. Green Bonds, Series 2019-C, Assured Guaranty Municipal insured, 4.00% 11/15/2045	USD2,000	\$ 1,965
Metropolitan Transportation Auth., Transportation Rev. Green Bonds, Series 2020-A-1, 4.00% 11/15/2045	1,185	1,124
Metropolitan Transportation Auth., Transportation Rev. Green Bonds, Series 2021-A-1, 4.00% 11/15/2045	3,955	3,751
Metropolitan Transportation Auth., Transportation Rev. Green Bonds, Series 2020-D, 5.00% 11/15/2045	1,500	1,568
Metropolitan Transportation Auth., Transportation Rev. Green Bonds, Series 2021-A-1, 4.00% 11/15/2046	20,975	19,783
Metropolitan Transportation Auth., Transportation Rev. Green Bonds, Series 2020-D-2, 4.00% 11/15/2047	10,500	9,850
Metropolitan Transportation Auth., Transportation Rev. Green Bonds, Series 2020-D-2, 4.00% 11/15/2048	2,225	2,076
Metropolitan Transportation Auth., Transportation Rev. Green Bonds, Series 2020-D-3, 4.00% 11/15/2049	20,555	19,093
Metropolitan Transportation Auth., Transportation Rev. Green Bonds, Series 2019-B, 4.00% 11/15/2050	7,525	6,970
Metropolitan Transportation Auth., Transportation Rev. Green Bonds, Series 2020-C-1, 5.00% 11/15/2050	10,500	10,884
Metropolitan Transportation Auth., Transportation Rev. Green Bonds, Series 2019-B, 5.00% 11/15/2052	3,930	4,045
Metropolitan Transportation Auth., Transportation Rev. Green Bonds, Series 2020-A-1, BAM insured, 4.00% 11/15/2053	12,320	11,965
Metropolitan Transportation Auth., Transportation Rev. Green Bonds, Series 2016-A-1, 5.25% 11/15/2056	2,500	2,528
Metropolitan Transportation Auth., Transportation Rev. Ref. Bonds, Series 2015-C-1, 5.00% 11/15/2026	4,535	4,674
Metropolitan Transportation Auth., Transportation Rev. Ref. Bonds, Series 2015-C-1, 5.00% 11/15/2027	2,930	3,019
Metropolitan Transportation Auth., Transportation Rev. Ref. Bonds, Series 2015-F, 5.00% 11/15/2027	2,230	2,298
Metropolitan Transportation Auth., Transportation Rev. Ref. Bonds, Series 2016-D, 5.00% 11/15/2030	2,720	2,824
Metropolitan Transportation Auth., Transportation Rev. Ref. Bonds, Series 2020-E, 5.00% 11/15/2030	5,000	5,491
Metropolitan Transportation Auth., Transportation Rev. Ref. Bonds, Series 2002-D-2-A-1, Assured Guaranty Municipal insured, (USD-SOFR x 0.67 + 0.55%) 4.107% 11/1/2032 (put 4/1/2024) <sup>3</sup>	5,000	5,003
Metropolitan Transportation Auth., Transportation Rev. Ref. Bonds, Series 2002-D-2-B, Assured Guaranty Municipal insured, (USD-SOFR x 0.67 + 0.55%) 4.107% 11/1/2032 (put 4/1/2024) <sup>3</sup>	4,215	4,217
Metropolitan Transportation Auth., Transportation Rev. Ref. Bonds, Series 2017-D, 5.00% 11/15/2033	2,225	2,369
Metropolitan Transportation Auth., Transportation Rev. Ref. Bonds, Series 2017-D, 5.00% 11/15/2035	4,885	5,160
Metropolitan Transportation Auth., Transportation Rev. Ref. Bonds, Series 2016-B, 4.00% 11/15/2036	1,010	1,002
Metropolitan Transportation Auth., Transportation Rev. Ref. Bonds, Series 2017-D, 4.00% 11/15/2046	5,100	4,810
Metropolitan Transportation Auth., Transportation Rev. Ref. Green Bonds, Series 2017-C-1, 5.00% 11/15/2025	4,500	4,635
Metropolitan Transportation Auth., Transportation Rev. Ref. Green Bonds, Series 2017-A-2, 5.00% 11/15/2026	1,000	1,044
Metropolitan Transportation Auth., Transportation Rev. Ref. Green Bonds, Series 2017-C-1, 5.00% 11/15/2026	10,000	10,441
Metropolitan Transportation Auth., Transportation Rev. Ref. Green Bonds, Series 2017-C-1, 5.00% 11/15/2028	5,695	6,067
Metropolitan Transportation Auth., Transportation Rev. Ref. Green Bonds, Series 2017-C-1, 5.00% 11/15/2029	2,805	2,990
Metropolitan Transportation Auth., Transportation Rev. Ref. Green Bonds, Series 2020-E, 5.00% 11/15/2029	4,750	5,162
Metropolitan Transportation Auth., Transportation Rev. Ref. Green Bonds, Series 2017-A-2, 5.00% 11/15/2030	1,000	1,054
Metropolitan Transportation Auth., Transportation Rev. Ref. Green Bonds, Series 2017-C-1, 5.00% 11/15/2030	1,000	1,065
Metropolitan Transportation Auth., Transportation Rev. Ref. Green Bonds, Series 2017-C-1, 5.00% 11/15/2031	1,000	1,066
Metropolitan Transportation Auth., Transportation Rev. Ref. Green Bonds, Series 2020-E, 5.00% 11/15/2032	2,920	3,219
Metropolitan Transportation Auth., Transportation Rev. Ref. Green Bonds, Series 2017-C-1, 5.00% 11/15/2033	1,000	1,065
Metropolitan Transportation Auth., Transportation Rev. Ref. Green Bonds, Series 2017-C-1, 4.00% 11/15/2034	2,500	2,497
Metropolitan Transportation Auth., Transportation Rev. Ref. Green Bonds, Series 2017-C-1, 5.00% 11/15/2034	2,335	2,479
Metropolitan Transportation Auth., Transportation Rev. Ref. Green Bonds, Series 2017-C-1, 4.00% 11/15/2035	5,000	4,971
Metropolitan Transportation Auth., Transportation Rev. Ref. Green Bonds, Series 2017-C-1, 4.00% 11/15/2036	3,000	2,974
Metropolitan Transportation Auth., Transportation Rev. Ref. Green Bonds, Series 2017-C-1, 4.00% 11/15/2038	1,000	988
Metropolitan Transportation Auth., Transportation Rev. Ref. Green Bonds, Series 2020-E, 4.00% 11/15/2045	5,100	4,837
Metropolitan Transportation Auth., Transportation Rev. Ref. Green Bonds, Series 2019-A-2, 5.00% 11/15/2045	3,000	3,095
Metropolitan Transportation Auth., Transportation Rev. Ref. Green Bonds, Capital Appreciation Bonds, Series 2017-C-2, 0% 11/15/2027	1,500	1,283
Metropolitan Transportation Auth., Transportation Rev. Ref. Green Bonds, Capital Appreciation Bonds, Series 2017-C-2, 0% 11/15/2029	3,490	2,771
Mortgage Agcy., Homeowner Mortgage Rev. Bonds, Series 205, 4.00% 4/1/2040	755	750
Mortgage Agcy., Homeowner Mortgage Rev. Bonds, Series 48, 2.625% 4/1/2041	20	20
Mortgage Agcy., Homeowner Mortgage Rev. Bonds, Series 197, 3.50% 10/1/2044	1,730	1,708
Mortgage Agcy., Homeowner Mortgage Rev. Bonds, Series 233, 3.00% 10/1/2045	11,380	10,947
Mortgage Agcy., Homeowner Mortgage Rev. Bonds, Series 200, 3.50% 10/1/2045	2,355	2,333
Mortgage Agcy., Homeowner Mortgage Rev. Bonds, Series 195, 4.00% 10/1/2046	2,100	2,090
Mortgage Agcy., Homeowner Mortgage Rev. Bonds, Series 54, 4.00% 4/1/2047	5,085	5,056
Mortgage Agcy., Homeowner Mortgage Rev. Bonds, Series 213, 4.25% 10/1/2047	3,085	3,075
Mortgage Agcy., Homeowner Mortgage Rev. Bonds, Series 208, 4.00% 10/1/2048	11,430	11,348
Mortgage Agcy., Homeowner Mortgage Rev. Bonds, Series 223, 3.50% 4/1/2049	1,650	1,623
Mortgage Agcy., Homeowner Mortgage Rev. Bonds, Series 227, 3.25% 10/1/2050	7,325	7,122
Mortgage Agcy., Homeowner Mortgage Rev. Bonds, Series 239, 3.25% 10/1/2051	5,015	4,840
Mortgage Agcy., Homeowner Mortgage Rev. Bonds, Series 242, 3.50% 10/1/2052	10,530	10,277

# The Tax-Exempt Bond Fund of America (continued)

Bonds, notes & other debt instruments (continued)	Principal amount (000)	Value (000)
<b>New York (continued)</b>		
County of Nassau, G.O. General Improvement Bonds, Series 2016-B, 5.00% 10/1/2023	USD510	\$ 511
County of Nassau, G.O. General Improvement Bonds, Series 2018-B, Assured Guaranty Municipal insured, 5.00% 7/1/2035	2,250	2,472
County of Nassau, G.O. General Improvement Bonds, Series 2018-B, Assured Guaranty Municipal insured, 5.00% 7/1/2042	2,000	2,125
County of Nassau, G.O. General Improvement Bonds, Series 2023-A, Assured Guaranty Municipal insured, 4.00% 4/1/2045	5,000	4,927
County of Nassau, G.O. General Improvement Rev. Ref. Bonds, Series 2023-B, 5.00% 4/1/2042	1,200	1,349
New York City G.O. Bonds, Series 2013-H, 5.00% 8/1/2023	2,625	2,625
New York City G.O. Bonds, Series 2013-J, 5.00% 8/1/2023	550	550
New York City G.O. Bonds, Series 2015-A, 5.00% 8/1/2024	2,750	2,799
New York City G.O. Bonds, Series 2016-A, 5.00% 8/1/2026	4,500	4,660
New York City G.O. Bonds, Series 2017-C, 5.00% 8/1/2026	2,500	2,647
New York City G.O. Bonds, Series 2018-A, 5.00% 8/1/2026	5,000	5,294
New York City G.O. Bonds, Series 2023-F-1, 5.00% 8/1/2026	6,000	6,352
New York City G.O. Bonds, Series 2015-C, 5.00% 8/1/2028	1,000	1,025
New York City G.O. Bonds, Series 2023-F-1, 5.00% 8/1/2028	2,680	2,952
New York City G.O. Bonds, Series 2018-C, 5.00% 8/1/2029	4,800	5,228
New York City G.O. Bonds, Series 2015-C, 5.00% 8/1/2030	9,000	9,221
New York City G.O. Bonds, Series 2015-D, 5.00% 8/1/2030	1,000	1,025
New York City G.O. Bonds, Series 2017-A-1, 5.00% 8/1/2030	815	859
New York City G.O. Bonds, Series 2018-C, 5.00% 8/1/2030	8,075	8,786
New York City G.O. Bonds, Series 2021-1, 5.00% 8/1/2030	4,330	4,947
New York City G.O. Bonds, Series 2023-F-1, 5.00% 8/1/2030	2,500	2,856
New York City G.O. Bonds, Series 2006-I-A, 5.00% 4/1/2031	2,000	2,292
New York City G.O. Bonds, Series 2018-C, 5.00% 8/1/2031	3,620	3,938
New York City G.O. Bonds, Series 2020-C-1, 5.00% 8/1/2031	225	257
New York City G.O. Bonds, Series 2021-A-1, 5.00% 11/1/2031	5,000	5,737
New York City G.O. Bonds, Series 2018-E-1, 5.00% 3/1/2032	2,575	2,807
New York City G.O. Bonds, Series 2006-I-A, 5.00% 4/1/2032	2,000	2,288
New York City G.O. Bonds, Series 2015-C, 5.00% 8/1/2032	3,500	3,584
New York City G.O. Bonds, Series 2017-B-1, 5.00% 12/1/2032	1,500	1,587
New York City G.O. Bonds, Series 2006-I-A, 5.00% 4/1/2033	2,000	2,283
New York City G.O. Bonds, Series 2015-C, 5.00% 8/1/2033	1,000	1,024
New York City G.O. Bonds, Series 2019-E, 5.00% 8/1/2033	1,000	1,107
New York City G.O. Bonds, Series 2022-C, 5.00% 8/1/2033	485	570
New York City G.O. Bonds, Series 2020-B-1, 5.00% 10/1/2033	1,130	1,264
New York City G.O. Bonds, Series 2008-L-5, 5.00% 4/1/2034	3,710	4,260
New York City G.O. Bonds, Series 2021-A-1, 5.00% 8/1/2034	1,000	1,153
New York City G.O. Bonds, Series 2017-B-1, 5.00% 12/1/2034	1,000	1,055
New York City G.O. Bonds, Series 2021-A-1, 5.00% 8/1/2035	4,510	5,151
New York City G.O. Bonds, Series 2022-B-1, 5.00% 8/1/2035	2,660	3,079
New York City G.O. Bonds, Series 2018-B-1, 5.00% 10/1/2035	2,950	3,175
New York City G.O. Bonds, Series 2006-J-2, Assured Guaranty Municipal insured, 4.59% 6/1/2036 <sup>3</sup>	2,625	2,625
New York City G.O. Bonds, Series 2020-C-1, 5.00% 8/1/2036	4,000	4,459
New York City G.O. Bonds, Series 2022-B-1, 5.00% 8/1/2036	1,750	2,000
New York City G.O. Bonds, Series 2023-F-1, 5.00% 8/1/2036	965	1,116
New York City G.O. Bonds, Series 2020-B-1, 5.00% 10/1/2036	8,750	9,618
New York City G.O. Bonds, Series 2018-E-1, 5.00% 3/1/2037	6,345	6,812
New York City G.O. Bonds, Series 2018-F-1, 5.00% 4/1/2037	2,000	2,149
New York City G.O. Bonds, Series 2017-A-1, 5.00% 8/1/2037	2,000	2,080
New York City G.O. Bonds, Series 2017-B-1, 5.00% 12/1/2037	2,500	2,613
New York City G.O. Bonds, Series 2019-D-1, 5.00% 12/1/2037	5,000	5,403
New York City G.O. Bonds, Series 2020-D-1, 5.00% 3/1/2038	7,500	8,246
New York City G.O. Bonds, Series 2014-D-3, 5.00% 8/1/2038 (put 2/1/2024)	4,775	4,781
New York City G.O. Bonds, Series 2020-B-1, 5.00% 10/1/2038	7,500	8,168
New York City G.O. Bonds, Series 2017-B-1, 5.00% 12/1/2038	1,500	1,566
New York City G.O. Bonds, Series 2020-D-1, 5.00% 3/1/2039	8,840	9,675
New York City G.O. Bonds, Series 2022-D-1, 5.25% 5/1/2039	1,800	2,058
New York City G.O. Bonds, Series 2020-B-1, 5.00% 10/1/2039	6,810	7,393
New York City G.O. Bonds, Series 2020-D-1, 5.00% 3/1/2040	7,000	7,628
New York City G.O. Bonds, Series 2020-B-1, 4.00% 10/1/2040	2,500	2,514
New York City G.O. Bonds, Series 2022-B-1, 5.25% 10/1/2040	3,000	3,428

# The Tax-Exempt Bond Fund of America (continued)

Bonds, notes & other debt instruments (continued)	Principal amount (000)	Value (000)
<b>New York (continued)</b>		
New York City G.O. Bonds, Series 2020-D-1, 4.00% 3/1/2041	USD8,000	\$ 8,016
New York City G.O. Bonds, Series 2020-A-1, 5.00% 8/1/2041	12,400	13,362
New York City G.O. Bonds, Series 2017-B-1, 5.00% 12/1/2041	1,500	1,558
New York City G.O. Bonds, Series 2020-D-1, 4.00% 3/1/2042	2,500	2,488
New York City G.O. Bonds, Series 2021-A-1, 4.00% 8/1/2042	2,000	1,990
New York City G.O. Bonds, Series 2020-B-1, 5.00% 10/1/2042	6,000	6,457
New York City G.O. Bonds, Series 2020-D-1, 5.00% 3/1/2043	2,000	2,160
New York City G.O. Bonds, Series 2021-F-1, 5.00% 3/1/2043	4,430	4,831
New York City G.O. Bonds, Series 2022-D-1, 5.25% 5/1/2043	1,195	1,343
New York City G.O. Bonds, Series 2020-A-1, 5.00% 8/1/2043	10,000	10,731
New York City G.O. Bonds, Series 2022-B-1, 5.25% 10/1/2043	1,500	1,694
New York City G.O. Bonds, Series 2017-B-1, 4.00% 12/1/2043	1,835	1,811
New York City G.O. Bonds, Series 2020-D-1, 4.00% 3/1/2044	5,000	4,914
New York City G.O. Bonds, Series 2015-F-4, 5.00% 6/1/2044 (put 12/1/2025)	4,035	4,152
New York City G.O. Bonds, Series 2021-F-1, 4.00% 3/1/2047	1,755	1,715
New York City G.O. Bonds, Series 2021-A-1, 5.00% 8/1/2047	19,970	21,660
New York City G.O. Bonds, Series 2022-B-1, 5.25% 10/1/2047	10,830	12,102
New York City G.O. Bonds, Series 2020-D-1, 4.00% 3/1/2050	21,870	21,217
New York City G.O. Bonds, Series 2021-F-1, 5.00% 3/1/2050	1,880	2,026
New York City Health and Hospitals Corp., Health System Bonds, Series 2020-A, 5.00% 2/15/2030	1,330	1,511
New York City Housing Dev. Corp., Housing Impact Green Bonds, Series 2020-A, 2.70% 8/1/2045	5,000	3,615
New York City Housing Dev. Corp., Housing Impact Green Bonds, Series 2020-A, 2.80% 2/1/2050	11,500	7,933
New York City Housing Dev. Corp., Housing Impact Green Bonds, Series 2020-C, 2.75% 2/1/2051	2,000	1,349
New York City Housing Dev. Corp., Housing Impact Green Bonds, Series 2022-A, 3.25% 8/1/2051	5,050	3,928
New York City Housing Dev. Corp., Multi Family Housing Rev. Bonds (8 Spruce Street), Series 2014-E, 3.50% 2/15/2048	5,260	5,167
New York City Housing Dev. Corp., Multi Family Housing Rev. Bonds (Sustainable Dev. Bonds), Series 2021-C-1, 2.50% 11/1/2051	5,000	3,135
New York City Housing Dev. Corp., Multi Family Housing Rev. Bonds (Sustainable Dev. Bonds), Series 2021-C-2, 0.70% 11/1/2060 (put 7/1/2025)	4,980	4,656
New York City Housing Dev. Corp., Multi Family Housing Rev. Bonds (Sustainable Neighborhood Bonds), Series 2020-I-1, 2.10% 11/1/2035	5,000	3,955
New York City Housing Dev. Corp., Multi Family Housing Rev. Bonds (Sustainable Neighborhood Bonds), Series 2017-C-1, 3.55% 11/1/2042	8,000	7,124
New York City Housing Dev. Corp., Multi Family Housing Rev. Bonds (Sustainable Neighborhood Bonds), Series 2017-A-1-A, 3.85% 11/1/2042	2,000	1,846
New York City Housing Dev. Corp., Multi Family Housing Rev. Bonds (Sustainable Neighborhood Bonds), Series 2020-I-2, 0.70% 11/1/2060 (put 5/1/2025)	5,615	5,234
New York City Housing Dev. Corp., Multi Family Housing Rev. Green Bonds (Sustainable Dev. Bonds), Series 2021-F-1, 2.10% 11/1/2036	6,000	4,599
New York City Housing Dev. Corp., Multi Family Housing Rev. Green Bonds (Sustainable Dev. Bonds), Series 2021-F-1, 2.25% 11/1/2041	7,100	5,011
New York City Housing Dev. Corp., Multi Family Housing Rev. Green Bonds (Sustainable Dev. Bonds), Series 2020-D-1-A, 2.30% 11/1/2045	2,665	1,735
New York City Housing Dev. Corp., Multi Family Housing Rev. Green Bonds (Sustainable Dev. Bonds), Series 2020-H, 2.55% 11/1/2045	2,320	1,610
New York City Housing Dev. Corp., Multi Family Housing Rev. Green Bonds (Sustainable Dev. Bonds), Series 2021-C-1, 2.40% 11/1/2046	4,050	2,684
New York City Housing Dev. Corp., Multi Family Housing Rev. Green Bonds (Sustainable Dev. Bonds), Series 2021-F-1, 2.40% 11/1/2046	2,405	1,584
New York City Housing Dev. Corp., Multi Family Housing Rev. Green Bonds (Sustainable Dev. Bonds), Series 2021-F-1, 2.50% 11/1/2051	5,000	3,135
New York City Housing Dev. Corp., Multi Family Housing Rev. Green Bonds (Sustainable Dev. Bonds), Series 2020-A-1-C, 3.00% 11/1/2055	3,000	2,138
New York City Housing Dev. Corp., Multi Family Housing Rev. Green Bonds (Sustainable Dev. Bonds), Series 2021-F-2, 0.60% 5/1/2061 (put 7/1/2025)	6,595	6,114
New York City Housing Dev. Corp., Multi Family Housing Rev. Green Bonds (Sustainable Neighborhood Bonds), Series 2020-I-1, 2.55% 11/1/2045	5,000	3,471
New York City Housing Dev. Corp., Multi Family Housing Rev. Green Bonds (Sustainable Neighborhood Bonds), Series 2019-G-1-B, 3.05% 5/1/2050	5,920	4,453
New York City Industrial Dev. Agcy., PILOT Rev. Bonds (Yankee Stadium Project), Capital Appreciation Bonds, Series 2009-A, Assured Guaranty insured, 0% 3/1/2032	3,365	2,402

# The Tax-Exempt Bond Fund of America (continued)

Bonds, notes & other debt instruments (continued)	Principal amount (000)	Value (000)
<b>New York (continued)</b>		
New York City Industrial Dev. Agcy., PILOT Rev. Ref. Bonds (Queens Baseball Stadium Project), Series 2021-A, Assured Guaranty Municipal insured, 5.00% 1/1/2028	USD1,000	\$ 1,072
New York City Industrial Dev. Agcy., PILOT Rev. Ref. Bonds (Queens Baseball Stadium Project), Series 2021-A, Assured Guaranty Municipal insured, 5.00% 1/1/2030	1,000	1,108
New York City Industrial Dev. Agcy., PILOT Rev. Ref. Bonds (Queens Baseball Stadium Project), Series 2021-A, Assured Guaranty Municipal insured, 5.00% 1/1/2031	4,250	4,771
New York City Industrial Dev. Agcy., PILOT Rev. Ref. Bonds (Queens Baseball Stadium Project), Series 2021-A, Assured Guaranty Municipal insured, 4.00% 1/1/2032	500	523
New York City Industrial Dev. Agcy., PILOT Rev. Ref. Bonds (Queens Baseball Stadium Project), Series 2021-A, Assured Guaranty Municipal insured, 3.00% 1/1/2033	500	468
New York City Industrial Dev. Agcy., PILOT Rev. Ref. Bonds (Queens Baseball Stadium Project), Series 2021-A, Assured Guaranty Municipal insured, 3.00% 1/1/2034	3,150	2,915
New York City Industrial Dev. Agcy., PILOT Rev. Ref. Bonds (Queens Baseball Stadium Project), Series 2021-A, Assured Guaranty Municipal insured, 3.00% 1/1/2037	4,940	4,257
New York City Industrial Dev. Agcy., PILOT Rev. Ref. Bonds (Queens Baseball Stadium Project), Series 2021-A, Assured Guaranty Municipal insured, 3.00% 1/1/2040	6,360	5,262
New York City Industrial Dev. Agcy., PILOT Rev. Ref. Bonds (Queens Baseball Stadium Project), Series 2021-A, Assured Guaranty Municipal insured, 3.00% 1/1/2046	9,380	7,159
New York City Industrial Dev. Agcy., PILOT Rev. Ref. Bonds (Yankee Stadium Project), Series 2020-A, Assured Guaranty Municipal insured, 3.00% 3/1/2039	5,500	4,683
New York City Industrial Dev. Agcy., PILOT Rev. Ref. Bonds (Yankee Stadium Project), Series 2020-A, Assured Guaranty Municipal insured, 3.00% 3/1/2040	2,000	1,682
New York City Industrial Dev. Agcy., PILOT Rev. Ref. Bonds (Yankee Stadium Project), Series 2020-A, Assured Guaranty Municipal insured, 4.00% 3/1/2045	9,800	9,423
New York City Industrial Dev. Agcy., PILOT Rev. Ref. Bonds (Yankee Stadium Project), Series 2020-A, Assured Guaranty Municipal insured, 4.00% 3/1/2045	2,000	1,851
New York City Industrial Dev. Agcy., PILOT Rev. Ref. Bonds (Yankee Stadium Project), Series 2020-A, Assured Guaranty Municipal insured, 3.00% 3/1/2049	9,315	6,967
New York City Municipal Water Fin. Auth., Water and Sewer System Second General Resolution Rev. Bonds, Series 2017-EE, 5.00% 6/15/2033	4,560	4,923
New York City Municipal Water Fin. Auth., Water and Sewer System Second General Resolution Rev. Bonds, Series 2023-DD, 5.00% 6/15/2034	5,000	6,008
New York City Municipal Water Fin. Auth., Water and Sewer System Second General Resolution Rev. Bonds, Series 2021-AA-2, 4.00% 6/15/2042	19,910	19,910
New York City Municipal Water Fin. Auth., Water and Sewer System Second General Resolution Rev. Bonds, Series 2021-BB-2, 4.00% 6/15/2042	3,335	3,335
New York City Municipal Water Fin. Auth., Water and Sewer System Second General Resolution Rev. Bonds, Series 2021-BB-1, 5.00% 6/15/2044	4,240	4,682
New York City Municipal Water Fin. Auth., Water and Sewer System Second General Resolution Rev. Bonds, Series 2022-EE, 5.00% 6/15/2045	16,500	18,237
New York City Municipal Water Fin. Auth., Water and Sewer System Second General Resolution Rev. Bonds, Series 2023-DD, 4.125% 6/15/2046	1,000	999
New York City Municipal Water Fin. Auth., Water and Sewer System Second General Resolution Rev. Bonds, Series 2023-DD, 5.00% 6/15/2046	17,000	18,888
New York City Municipal Water Fin. Auth., Water and Sewer System Second General Resolution Rev. Bonds, Series 2023-DD, 5.25% 6/15/2046	3,965	4,508
New York City Municipal Water Fin. Auth., Water and Sewer System Second General Resolution Rev. Bonds, Series 2023-DD, 4.125% 6/15/2047	11,235	11,185
New York City Municipal Water Fin. Auth., Water and Sewer System Second General Resolution Rev. Bonds, Series 2017-DD, 5.00% 6/15/2047	2,000	2,081
New York City Municipal Water Fin. Auth., Water and Sewer System Second General Resolution Rev. Bonds, Series 2023-DD, 5.00% 6/15/2047	5,000	5,544
New York City Municipal Water Fin. Auth., Water and Sewer System Second General Resolution Rev. Bonds, Series 2023-DD, 5.25% 6/15/2047	8,270	9,384
New York City Municipal Water Fin. Auth., Water and Sewer System Second General Resolution Rev. Bonds, Series 2018-CC-1, 5.00% 6/15/2048	8,000	8,378
New York City Municipal Water Fin. Auth., Water and Sewer System Second General Resolution Rev. Bonds, Series 2018-DD-1, 5.00% 6/15/2048	1,500	1,579
New York City Municipal Water Fin. Auth., Water and Sewer System Second General Resolution Rev. Bonds, Series 2019-DD-1, 5.00% 6/15/2049	6,000	6,351
New York City Municipal Water Fin. Auth., Water and Sewer System Second General Resolution Rev. Bonds, Series 2020-CC-1, 5.00% 6/15/2049	4,000	4,265



# The Tax-Exempt Bond Fund of America (continued)

Bonds, notes & other debt instruments (continued)	Principal amount (000)	Value (000)
<b>New York (continued)</b>		
New York City Municipal Water Fin. Auth., Water and Sewer System Second General Resolution Rev. Bonds, Series 2020-DD-1, 4.00% 6/15/2050	USD9,050	\$ 8,839
New York City Municipal Water Fin. Auth., Water and Sewer System Second General Resolution Rev. Bonds, Series 2020-GG-1, 4.00% 6/15/2050	9,735	9,508
New York City Municipal Water Fin. Auth., Water and Sewer System Second General Resolution Rev. Bonds, Series 2021-AA-1, 4.00% 6/15/2050	3,930	3,839
New York City Municipal Water Fin. Auth., Water and Sewer System Second General Resolution Rev. Bonds, Series 2021-BB-1, 4.00% 6/15/2050	9,250	9,035
New York City Municipal Water Fin. Auth., Water and Sewer System Second General Resolution Rev. Bonds, Series 2020-GG-1, 5.00% 6/15/2050	16,310	17,428
New York City Municipal Water Fin. Auth., Water and Sewer System Second General Resolution Rev. Bonds, Series 2021-AA-1, 4.00% 6/15/2051	3,000	2,925
New York City Municipal Water Fin. Auth., Water and Sewer System Second General Resolution Rev. Bonds, Series 2021-CC-3, 4.00% 6/15/2051	3,500	3,413
New York City Municipal Water Fin. Auth., Water and Sewer System Second General Resolution Rev. Bonds, Series 2022-CC-1, 5.00% 6/15/2052	4,400	4,750
New York City Transitional Fin. Auth., Building Aid Rev. Bonds, Series 2016-S-1, 5.00% 7/15/2029	5,000	5,224
New York City Transitional Fin. Auth., Building Aid Rev. Bonds, Series 2018-S-3, 5.00% 7/15/2033	4,320	4,758
New York City Transitional Fin. Auth., Building Aid Rev. Bonds, Series 2018-S-4-A, 5.00% 7/15/2034	4,000	4,395
New York City Transitional Fin. Auth., Building Aid Rev. Bonds, Series 2018-S-1, 5.00% 7/15/2035	3,295	3,546
New York City Transitional Fin. Auth., Building Aid Rev. Bonds, Series 2018-S-4-A, 5.00% 7/15/2035	3,000	3,229
New York City Transitional Fin. Auth., Building Aid Rev. Bonds, Series 2019-S-3, 5.00% 7/15/2035	5,000	5,444
New York City Transitional Fin. Auth., Building Aid Rev. Bonds, Series 2019-S-1, 4.00% 7/15/2037	5,135	5,224
New York City Transitional Fin. Auth., Building Aid Rev. Bonds, Series 2018-S-3, 5.00% 7/15/2037	10,000	10,835
New York City Transitional Fin. Auth., Building Aid Rev. Bonds, Series 2018-S-4-A, 5.00% 7/15/2037	19,250	20,856
New York City Transitional Fin. Auth., Building Aid Rev. Bonds, Series 2018-S-3, 5.00% 7/15/2038	4,000	4,317
New York City Transitional Fin. Auth., Building Aid Rev. Bonds, Series 2021-S-1-A, 4.00% 7/15/2040	2,000	2,005
New York City Transitional Fin. Auth., Building Aid Rev. Bonds, Series 2019-S-1, 5.00% 7/15/2043	10,000	10,675
New York City Transitional Fin. Auth., Future Tax Secured Bonds, Series 2015-C, 5.00% 11/1/2027	5,000	5,158
New York City Transitional Fin. Auth., Future Tax Secured Bonds, Series 2015-E-1, 5.00% 2/1/2031	5,000	5,126
New York City Transitional Fin. Auth., Future Tax Secured Bonds, Series 2017-C, 5.00% 11/1/2031	3,750	4,028
New York City Transitional Fin. Auth., Future Tax Secured Bonds, Series 2018-B-1, 5.00% 8/1/2033	10,000	10,793
New York City Transitional Fin. Auth., Future Tax Secured Bonds, Series 2017-F-1, 5.00% 5/1/2034	5,000	5,358
New York City Transitional Fin. Auth., Future Tax Secured Bonds, Series 2016-A-1, 5.00% 8/1/2034	8,000	8,267
New York City Transitional Fin. Auth., Future Tax Secured Bonds, Series 2021-D-1, 5.00% 11/1/2034	2,500	2,845
New York City Transitional Fin. Auth., Future Tax Secured Bonds, Series 2017-A-1, 5.00% 5/1/2035	1,000	1,048
New York City Transitional Fin. Auth., Future Tax Secured Bonds, Series 2017-F-1, 5.00% 5/1/2035	5,000	5,336
New York City Transitional Fin. Auth., Future Tax Secured Bonds, Series 2018-A-2, 5.00% 8/1/2035	10,000	10,725
New York City Transitional Fin. Auth., Future Tax Secured Bonds, Series 2019-A-1, 5.00% 8/1/2035	6,000	6,542
New York City Transitional Fin. Auth., Future Tax Secured Bonds, Series 2021-D-1, 4.00% 11/1/2035	5,170	5,431
New York City Transitional Fin. Auth., Future Tax Secured Bonds, Series 2020-C-1, 4.00% 5/1/2036	1,200	1,247
New York City Transitional Fin. Auth., Future Tax Secured Bonds, Series 2016-A-1, 5.00% 8/1/2036	4,000	4,114
New York City Transitional Fin. Auth., Future Tax Secured Bonds, Series 2021-D-1, 5.00% 11/1/2036	2,000	2,251
New York City Transitional Fin. Auth., Future Tax Secured Bonds, Series 2021-E-1, 5.00% 2/1/2037	2,000	2,247
New York City Transitional Fin. Auth., Future Tax Secured Bonds, Series 2020-C-1, 4.00% 5/1/2037	1,000	1,024
New York City Transitional Fin. Auth., Future Tax Secured Bonds, Series 2017-B-1, 4.00% 8/1/2037	2,800	2,827
New York City Transitional Fin. Auth., Future Tax Secured Bonds, Series 2016-A-1, 5.00% 8/1/2037	2,000	2,052
New York City Transitional Fin. Auth., Future Tax Secured Bonds, Series 2021-A, 3.00% 11/1/2037	11,000	9,917
New York City Transitional Fin. Auth., Future Tax Secured Bonds, Series 2021-D-1, 5.00% 11/1/2037	5,000	5,571
New York City Transitional Fin. Auth., Future Tax Secured Bonds, Series 2016-B-1, 5.00% 8/1/2038	2,000	2,083
New York City Transitional Fin. Auth., Future Tax Secured Bonds, Series 2019-A-1, 5.00% 8/1/2038	4,750	5,102
New York City Transitional Fin. Auth., Future Tax Secured Bonds, Series 2021-A, 3.00% 11/1/2039	3,500	3,071
New York City Transitional Fin. Auth., Future Tax Secured Bonds, Series 2020-B-1, 4.00% 11/1/2039	2,455	2,463
New York City Transitional Fin. Auth., Future Tax Secured Bonds, Series 2021-D-1, 4.00% 11/1/2039	3,500	3,514
New York City Transitional Fin. Auth., Future Tax Secured Bonds, Series 2021-E-1, 4.00% 2/1/2040	4,000	3,998
New York City Transitional Fin. Auth., Future Tax Secured Bonds, Series 2020-C-1, 4.00% 5/1/2040	1,000	999
New York City Transitional Fin. Auth., Future Tax Secured Bonds, Series 2020-A-2, 5.00% 5/1/2040	36,900	39,689
New York City Transitional Fin. Auth., Future Tax Secured Bonds, Series 2021-D-1, 4.00% 11/1/2040	1,000	999
New York City Transitional Fin. Auth., Future Tax Secured Bonds, Series 2021-E-1, 4.00% 2/1/2041	8,815	8,769
New York City Transitional Fin. Auth., Future Tax Secured Bonds, Series 2020-C-1, 4.00% 5/1/2041	1,000	995
New York City Transitional Fin. Auth., Future Tax Secured Bonds, Series 2020-C-1, 5.00% 5/1/2041	4,000	4,375
New York City Transitional Fin. Auth., Future Tax Secured Bonds, Series 2021-E-1, 4.00% 2/1/2042	3,000	2,969
New York City Transitional Fin. Auth., Future Tax Secured Bonds, Series 2022-C-1, 4.00% 2/1/2042	5,000	4,949



# The Tax-Exempt Bond Fund of America (continued)

Bonds, notes & other debt instruments (continued)	Principal amount (000)	Value (000)
<b>New York (continued)</b>		
New York City Transitional Fin. Auth., Future Tax Secured Bonds, Series 2020-A-3, 4.00% 5/1/2042	USD1,510	\$ 1,494
New York City Transitional Fin. Auth., Future Tax Secured Bonds, Series 2018-B-1, 4.00% 8/1/2042	1,350	1,336
New York City Transitional Fin. Auth., Future Tax Secured Bonds, Series 2021-B-1, 4.00% 8/1/2042	5,000	4,948
New York City Transitional Fin. Auth., Future Tax Secured Bonds, Series 2019-A-1, 5.00% 8/1/2042	1,500	1,601
New York City Transitional Fin. Auth., Future Tax Secured Bonds, Series 2020-A-3, 4.00% 5/1/2043	2,900	2,868
New York City Transitional Fin. Auth., Future Tax Secured Bonds, Series 2020-B-1, 4.00% 11/1/2043	10,000	9,886
New York City Transitional Fin. Auth., Future Tax Secured Bonds, Series 2021-D-1, 4.00% 11/1/2043	7,000	6,920
New York City Transitional Fin. Auth., Future Tax Secured Bonds, Series 2024-A-1, 5.00% 5/1/2044	5,500	6,047
New York City Transitional Fin. Auth., Future Tax Secured Bonds, Series 2020-C-1, 4.00% 5/1/2045	10,135	9,987
New York City Transitional Fin. Auth., Future Tax Secured Bonds, Series 2021-C-1, 4.00% 5/1/2045	3,250	3,202
New York City Transitional Fin. Auth., Future Tax Secured Bonds, Series 2024-A-1, 4.00% 5/1/2045	2,250	2,217
New York City Transitional Fin. Auth., Future Tax Secured Bonds, Series 2018-B-1, 5.00% 8/1/2045	3,035	3,186
New York City Transitional Fin. Auth., Future Tax Secured Bonds, Series 2024-A-1, 5.00% 5/1/2046	5,520	6,036
New York City Transitional Fin. Auth., Future Tax Secured Bonds, Series 2021-D-1, 4.00% 11/1/2046	10,500	10,328
New York City Transitional Fin. Auth., Future Tax Secured Bonds, Series 2022-F-1, 5.00% 2/1/2047	3,660	3,959
New York City Transitional Fin. Auth., Future Tax Secured Bonds, Series 2021-D-1, 4.00% 11/1/2047	1,000	981
New York City Transitional Fin. Auth., Future Tax Secured Bonds, Series 2021-C-1, 3.00% 5/1/2048	6,000	4,691
New York City Transitional Fin. Auth., Future Tax Secured Bonds, Series 2022-A-1, 4.00% 8/1/2048	1,515	1,485
New York City Transitional Fin. Auth., Future Tax Secured Bonds, Series 2022-C-1, 4.00% 2/1/2051	9,615	9,361
New York City Transitional Fin. Auth., Future Tax Secured Bonds, Series 2022-F-1, 4.00% 2/1/2051	2,800	2,726
New York City Transitional Fin. Auth., Future Tax Secured Bonds, Series 2023-F-1, 4.00% 2/1/2051	47,070	45,829
New York City Transitional Fin. Auth., Future Tax Secured Bonds, Series 2024-A-1, 4.00% 5/1/2053	10,000	9,694
New York City Trust for Cultural Resources, Rev. Ref. Bonds (Lincoln Center for the Performing Arts, Inc.), Series 2020-A, 4.00% 12/1/2034	1,000	1,057
County of Onondaga, Trust for Cultural Resources, Rev. Bonds, Series 2019, 4.00% 12/1/2049	5,000	4,785
Port Auth., Consolidated Bonds, Series 212, 4.00% 9/1/2037	2,000	2,053
Port Auth., Consolidated Bonds, Series 212, 4.00% 9/1/2038	4,000	4,081
Port Auth., Consolidated Bonds, Series 212, 4.00% 9/1/2039	3,360	3,393
Port Auth., Consolidated Bonds, Series 233, 5.25% 8/1/2052	4,000	4,462
Power Auth., Rev. Bonds, Series 2020-A, 4.00% 11/15/2055	5,670	5,529
Power Auth., Rev. Bonds, Series 2020-A, 4.00% 11/15/2060	5,450	5,255
Power Auth., Rev. Bonds (Green Transmission Project), Series 2022-A, Assured Guaranty Municipal insured, 5.00% 11/15/2035	1,750	2,046
Power Auth., Rev. Bonds (Green Transmission Project), Series 2022-A, Assured Guaranty Municipal insured, 4.00% 11/15/2036	1,105	1,150
Power Auth., Rev. Bonds (Green Transmission Project), Series 2022-A, Assured Guaranty Municipal insured, 4.00% 11/15/2037	1,000	1,029
Power Auth., Rev. Bonds (Green Transmission Project), Series 2022-A, Assured Guaranty Municipal insured, 4.00% 11/15/2038	2,000	2,045
Power Auth., Rev. Bonds (Green Transmission Project), Series 2022-A, Assured Guaranty Municipal insured, 4.00% 11/15/2039	4,000	4,068
Power Auth., Rev. Bonds (Green Transmission Project), Series 2022-A, Assured Guaranty Municipal insured, 4.00% 11/15/2052	3,000	2,904
Power Auth., Rev. Bonds (Green Transmission Project), Series 2022-A, Assured Guaranty Municipal insured, 4.00% 11/15/2061	31,865	30,653
Suffolk County Econ. Dev. Corp., Rev. Bonds (Peconic Landing at Southold, Inc. Project), Series 2019-B, 4.00% 12/1/2023	250	250
Suffolk County Econ. Dev. Corp., Rev. Bonds (Peconic Landing at Southold, Inc. Project), Series 2019-B, 4.00% 12/1/2024	250	249
Suffolk County Econ. Dev. Corp., Rev. Bonds (Peconic Landing at Southold, Inc. Project), Series 2019-B, 4.00% 12/1/2025	275	272
Suffolk County Econ. Dev. Corp., Rev. Bonds (Peconic Landing at Southold, Inc. Project), Series 2019-A, 5.00% 12/1/2029	180	183
Suffolk County Econ. Dev. Corp., Rev. Bonds (Peconic Landing at Southold, Inc. Project), Series 2019-B, 5.00% 12/1/2029	1,000	1,013
Suffolk County Econ. Dev. Corp., Rev. Bonds (Peconic Landing at Southold, Inc. Project), Series 2019-A, 5.00% 12/1/2034	165	166
Suffolk County Econ. Dev. Corp., Rev. Bonds (Peconic Landing at Southold, Inc. Project), Series 2019-B, 5.00% 12/1/2034	1,000	1,003
Suffolk County Econ. Dev. Corp., Rev. Bonds (Peconic Landing at Southold, Inc. Project), Series 2019-A, 5.00% 12/1/2040	175	169
Suffolk County Econ. Dev. Corp., Rev. Bonds (Peconic Landing at Southold, Inc. Project), Series 2019-B, 5.00% 12/1/2040	1,050	1,013

# The Tax-Exempt Bond Fund of America (continued)

Bonds, notes & other debt instruments (continued)	Principal amount (000)	Value (000)
<b>New York (continued)</b>		
Thruway Auth., General Rev. Bonds, Series 2020-N, 5.00% 1/1/2034	USD5,000	\$ 5,650
Thruway Auth., General Rev. Bonds, Series 2020-N, 4.00% 1/1/2047	7,500	7,299
Thruway Auth., General Rev. Indebtedness Obligations, Series 2016-A, 5.00% 1/1/2032	5,000	5,202
Thruway Auth., General Rev. Indebtedness Obligations, Series 2019-B, 4.00% 1/1/2037	7,000	7,108
Thruway Auth., General Rev. Indebtedness Obligations, Series 2019-B, 4.00% 1/1/2038	11,260	11,307
Thruway Auth., General Rev. Indebtedness Obligations, Series 2019-B, 4.00% 1/1/2039	4,000	4,000
Thruway Auth., General Rev. Indebtedness Obligations, Series 2016-A, 5.00% 1/1/2041	3,500	3,595
Thruway Auth., General Rev. Indebtedness Obligations, Series 2019-B, 4.00% 1/1/2045	4,000	3,883
Thruway Auth., General Rev. Indebtedness Obligations, Series 2019-B, 3.00% 1/1/2046	900	694
Thruway Auth., General Rev. Indebtedness Obligations, Series 2016-A, 5.00% 1/1/2046	8,500	8,689
Thruway Auth., General Rev. Indebtedness Obligations, Series 2016-A, 5.00% 1/1/2051	1,600	1,632
Thruway Auth., General Rev. Indebtedness Obligations, Series 2016-A, 5.25% 1/1/2056	3,250	3,353
Thruway Auth., General Rev. Ref. Bonds, Series 2018-L, 5.00% 1/1/2028	1,500	1,637
Thruway Auth., General Rev. Ref. Bonds, Series 2018-L, 5.00% 1/1/2029	2,000	2,177
Thruway Auth., General Rev. Ref. Bonds, Series 2018-L, 5.00% 1/1/2030	1,700	1,851
Thruway Auth., Personal Income Tax Rev. Bonds, Series 2021-A-1, 4.00% 3/15/2041	9,225	9,142
Thruway Auth., Personal Income Tax Rev. Bonds, Series 2021-A-1, 3.00% 3/15/2048	4,200	3,328
Thruway Auth., Personal Income Tax Rev. Bonds, Series 2022-A-1, 4.00% 3/15/2050	2,125	2,062
Thruway Auth., Personal Income Tax Rev. Bonds, Series 2022-A-1, 4.00% 3/15/2051	15,000	14,531
Thruway Auth., Personal Income Tax Rev. Bonds, Series 2021-A-1, 4.00% 3/15/2054	10,000	9,524
Thruway Auth., Personal Income Tax Rev. Bonds, Series 2021-A-1, 4.00% 3/15/2056	20,000	19,018
Thruway Auth., Personal Income Tax Rev. Bonds, Series 2021-A-1, 4.00% 3/15/2058	5,000	4,739
County of Tompkins, Dev. Corp., Continuing Care Retirement Community Rev. Bonds (Kendal at Ithaca, Inc. Project), Series 2014-A, 5.00% 7/1/2029	530	532
Transportation Dev. Corp., Special Fac. Rev. Bonds (Terminal Four John F. Kennedy International Airport Project), Series 2020-C, 5.00% 12/1/2031	1,200	1,324
Transportation Dev. Corp., Special Fac. Rev. Bonds (Terminal Four John F. Kennedy International Airport Project), Series 2020-C, 5.00% 12/1/2032	2,500	2,749
Transportation Dev. Corp., Special Fac. Rev. Bonds (Terminal Four John F. Kennedy International Airport Project), Series 2020-C, 5.00% 12/1/2033	500	549
Transportation Dev. Corp., Special Fac. Rev. Bonds (Terminal Four John F. Kennedy International Airport Project), Series 2020-C, 5.00% 12/1/2034	2,985	3,264
Transportation Dev. Corp., Special Fac. Rev. Bonds (Terminal Four John F. Kennedy International Airport Project), Series 2020-C, 5.00% 12/1/2036	5,700	6,132
Transportation Dev. Corp., Special Fac. Rev. Bonds (Terminal Four John F. Kennedy International Airport Project), Series 2020-C, 5.00% 12/1/2038	2,125	2,264
Transportation Dev. Corp., Special Fac. Rev. Bonds (Terminal Four John F. Kennedy International Airport Project), Series 2020-C, 4.00% 12/1/2039	1,800	1,771
Transportation Dev. Corp., Special Fac. Rev. Bonds (Terminal Four John F. Kennedy International Airport Project), Series 2020-C, 4.00% 12/1/2041	5,830	5,651
Triborough Bridge and Tunnel Auth., General Rev. Bonds (MTA Bridges and Tunnels), Series 2017-A, 5.00% 11/15/2033	2,395	2,568
Triborough Bridge and Tunnel Auth., General Rev. Bonds (MTA Bridges and Tunnels), Series 2017-A, 5.00% 11/15/2034	960	1,028
Triborough Bridge and Tunnel Auth., General Rev. Bonds (MTA Bridges and Tunnels), Series 2017-A, 5.00% 11/15/2035	1,000	1,066
Triborough Bridge and Tunnel Auth., General Rev. Bonds (MTA Bridges and Tunnels), Series 2020-A, 5.00% 11/15/2049	18,000	19,201
Triborough Bridge and Tunnel Auth., General Rev. Bonds (MTA Bridges and Tunnels), Series 2021-A, 5.00% 11/15/2051	14,000	14,945
Triborough Bridge and Tunnel Auth., General Rev. Bonds (MTA Bridges and Tunnels), Series 2022-A, 4.00% 11/15/2052	15,000	14,381
Triborough Bridge and Tunnel Auth., General Rev. Bonds (MTA Bridges and Tunnels), Series 2020-A, 5.00% 11/15/2054	6,205	6,589
Triborough Bridge and Tunnel Auth., General Rev. Bonds (MTA Bridges and Tunnels), Series 2021-A, 5.00% 11/15/2056	7,240	7,715
Triborough Bridge and Tunnel Auth., General Rev. Ref. Bonds (MTA Bridges and Tunnels), Series 2013-A, 5.00% 11/15/2023	2,500	2,503
Triborough Bridge and Tunnel Auth., General Rev. Ref. Bonds (MTA Bridges and Tunnels), Series 2005-B-4A, 3.77% 1/1/2032 (put 2/1/2024) <sup>3</sup>	5,290	5,262
Triborough Bridge and Tunnel Auth., General Rev. Ref. Bonds (MTA Bridges and Tunnels), Series 2017-B, 5.00% 11/15/2033	3,000	3,217

# The Tax-Exempt Bond Fund of America (continued)

Bonds, notes & other debt instruments (continued)	Principal amount (000)	Value (000)
<b>New York (continued)</b>		
Triborough Bridge and Tunnel Auth., Payroll Mobility Tax Rev. Ref. Bonds (MTA Bridges and Tunnels), Series 2021-A-2, 2.00% 5/15/2045 (put 5/15/2024)	USD500	\$ 491
Triborough Bridge and Tunnel Auth., Payroll Mobility Tax Rev. Ref. Green Bonds (MTA Bridges and Tunnels), Series 2022-E-2B, 5.00% 11/15/2032	3,960	4,709
Triborough Bridge and Tunnel Auth., Rev. Ref. Bonds (MTA Bridges and Tunnels), Capital Appreciation Bonds, Series 2013-A, 0% 11/15/2032	3,095	2,190
City of Troy Capital Resource Corp., Rev. Bonds (Rensselaer Polytechnic Institute Project), Series 2015, 5.00% 8/1/2027	800	826
City of Troy Capital Resource Corp., Rev. Ref. Bonds (Rensselaer Polytechnic Institute Project), Series 2020-A, 5.00% 9/1/2032	1,750	1,923
City of Troy Capital Resource Corp., Rev. Ref. Bonds (Rensselaer Polytechnic Institute Project), Series 2020-A, 5.00% 9/1/2033	1,250	1,372
City of Troy Capital Resource Corp., Rev. Ref. Bonds (Rensselaer Polytechnic Institute Project), Series 2020-A, 5.00% 9/1/2034	1,750	1,919
City of Troy Capital Resource Corp., Rev. Ref. Bonds (Rensselaer Polytechnic Institute Project), Series 2020-A, 5.00% 9/1/2035	1,250	1,363
City of Troy Capital Resource Corp., Rev. Ref. Bonds (Rensselaer Polytechnic Institute Project), Series 2020-A, 5.00% 9/1/2039	1,500	1,597
City of Troy Capital Resource Corp., Rev. Ref. Bonds (Rensselaer Polytechnic Institute Project), Series 2020-A, 4.00% 9/1/2040	1,750	1,616
Urban Dev. Corp., State Personal Income Tax Rev. Bonds (General Purpose), Series 2016-A, 5.00% 3/15/2028	750	785
Urban Dev. Corp., State Personal Income Tax Rev. Bonds (General Purpose), Series 2016-A, 5.00% 3/15/2029	1,000	1,047
Urban Dev. Corp., State Personal Income Tax Rev. Bonds (General Purpose), Series 2016-A, 5.00% 3/15/2030	3,500	3,663
Urban Dev. Corp., State Personal Income Tax Rev. Bonds (General Purpose), Series 2016-A, 5.00% 3/15/2031	2,250	2,354
Urban Dev. Corp., State Personal Income Tax Rev. Bonds (General Purpose), Series 2017-C-2, 5.00% 3/15/2031	5,000	5,406
Urban Dev. Corp., State Personal Income Tax Rev. Bonds (General Purpose), Series 2014-A, 5.00% 3/15/2034	5,000	5,044
Urban Dev. Corp., State Personal Income Tax Rev. Bonds (General Purpose), Series 2017-C-2, 5.00% 3/15/2034	7,500	8,089
Urban Dev. Corp., State Personal Income Tax Rev. Bonds (General Purpose), Series 2016-A, 5.00% 3/15/2035	1,990	2,071
Urban Dev. Corp., State Personal Income Tax Rev. Bonds (General Purpose), Series 2017-C, 5.00% 3/15/2036	4,500	4,822
Urban Dev. Corp., State Personal Income Tax Rev. Bonds (General Purpose), Series 2019-A, 5.00% 3/15/2037	1,000	1,083
Urban Dev. Corp., State Personal Income Tax Rev. Bonds (General Purpose), Series 2020-C, 5.00% 3/15/2038	1,130	1,249
Urban Dev. Corp., State Personal Income Tax Rev. Bonds (General Purpose), Series 2019-A, 5.00% 3/15/2039	1,000	1,074
Urban Dev. Corp., State Personal Income Tax Rev. Bonds (General Purpose), Series 2020-C, 3.00% 3/15/2040	3,545	3,026
Urban Dev. Corp., State Personal Income Tax Rev. Bonds (General Purpose), Series 2020-C, 4.00% 3/15/2041	24,165	24,007
Urban Dev. Corp., State Personal Income Tax Rev. Bonds (General Purpose), Series 2020-A, 5.00% 3/15/2042	3,100	3,377
Urban Dev. Corp., State Personal Income Tax Rev. Bonds (General Purpose), Series 2019-A, 5.00% 3/15/2044	12,000	12,761
Urban Dev. Corp., State Personal Income Tax Rev. Bonds (General Purpose), Series 2020-C, 5.00% 3/15/2044	5,000	5,416
Urban Dev. Corp., State Personal Income Tax Rev. Bonds (General Purpose), Series 2020-A, 4.00% 3/15/2045	2,500	2,446
Urban Dev. Corp., State Personal Income Tax Rev. Bonds (General Purpose), Series 2020-E, 3.00% 3/15/2047	11,135	8,711
Urban Dev. Corp., State Personal Income Tax Rev. Bonds (General Purpose), Series 2020-A, 4.00% 3/15/2049	1,120	1,086
Urban Dev. Corp., State Personal Income Tax Rev. Bonds (General Purpose), Series 2020-C, 4.00% 3/15/2049	10,000	9,692
Urban Dev. Corp., State Personal Income Tax Rev. Bonds (General Purpose), Series 2020-A, 3.00% 3/15/2050	3,000	2,301
Urban Dev. Corp., State Personal Income Tax Rev. Bonds (General Purpose), Series 2020-C, 5.00% 3/15/2050	3,000	3,224
Urban Dev. Corp., State Sales Tax Rev. Bonds, Series 2019-A, 5.00% 3/15/2039	6,500	7,038
Urban Dev. Corp., State Sales Tax Rev. Bonds, Series 2021-A, 3.00% 3/15/2040	12,500	10,669
Urban Dev. Corp., State Sales Tax Rev. Bonds, Series 2019-A, 4.00% 3/15/2046	1,750	1,740
Utility Debt Securitization Auth., Restructuring Bonds, Series 2016-B, 5.00% 12/15/2034	1,000	1,058
Utility Debt Securitization Auth., Restructuring Bonds, Series 2016-B, 5.00% 12/15/2035	750	792
Utility Debt Securitization Auth., Restructuring Bonds, Series 2017, 5.00% 12/15/2038	5,000	5,408
Utility Debt Securitization Auth., Restructuring Bonds, Series 2017, 5.00% 12/15/2041	16,000	17,204
Westchester County Local Dev. Corp., Rev. Bonds (Senior Learning Community, Inc.), Series 2021-D, 2.875% 7/1/2026 <sup>1</sup>	3,590	3,427
		<u>2,559,451</u>
<b>North Carolina 0.98%</b>		
City of Charlotte, Charlotte Douglas International Airport, Airport Rev. Bonds, Series 2021-A, 3.00% 7/1/2046	2,635	2,093
City of Charlotte, Charlotte Douglas International Airport, Airport Rev. Bonds, Series 2022-A, 4.00% 7/1/2047	10,050	9,906
City of Charlotte, Water and Sewer System Rev. Ref. Bonds, Series 2020, 3.00% 7/1/2039	3,250	2,861
Eastern Municipal Power Agcy., Power System Rev. Ref. Bonds, Series 1993-B, FGIC-National insured, 6.00% 1/1/2025 (escrowed to maturity)	4,725	4,887
Eastern Municipal Power Agcy., Power System Rev. Ref. Bonds, Series 1993-B, National insured, 6.00% 1/1/2026 (escrowed to maturity)	2,500	2,651

# The Tax-Exempt Bond Fund of America (continued)

Bonds, notes & other debt instruments (continued)	Principal amount (000)	Value (000)
<b>North Carolina (continued)</b>		
Eastern Municipal Power Agcy., Power System Rev. Ref. Bonds, Series 1993-B, 6.00% 1/1/2026 (escrowed to maturity)	USD 1,990	\$ 2,111
G.O. Public Improvement Bonds (Connect NC), Series 2019-B, 2.00% 6/1/2033	2,500	2,179
Grant Anticipation Rev. Vehicle Bonds, Series 2015, 5.00% 3/1/2030	3,000	3,083
Grant Anticipation Rev. Vehicle Bonds, Series 2021, 5.00% 3/1/2033	1,250	1,435
Grant Anticipation Rev. Vehicle Bonds, Series 2021, 4.00% 3/1/2034	7,000	7,427
Grant Anticipation Rev. Vehicle Bonds, Series 2021, 4.00% 3/1/2035	13,910	14,626
Hospital Auth., Health Care Rev. Ref. Bonds (Charlotte-Mecklenburg Hospital), Series 2018-A, 4.00% 1/15/2038	1,635	1,629
Hospital Auth., Health Care Rev. Ref. Bonds (Charlotte-Mecklenburg Hospital), Series 2018-A, 4.00% 1/15/2039	1,390	1,373
Hospital Auth., Health Care Rev. Ref. Bonds (Charlotte-Mecklenburg Hospital), Series 2022-A, 4.00% 1/15/2043	1,565	1,558
Housing Fin. Agcy., Home Ownership Rev. Bonds, Series 44, 2.85% 7/1/2040	2,045	1,660
Housing Fin. Agcy., Home Ownership Rev. Bonds, Series 40, 4.25% 7/1/2047	6,550	6,533
Housing Fin. Agcy., Home Ownership Rev. Bonds, Series 41, 4.00% 1/1/2050	2,755	2,733
Housing Fin. Agcy., Home Ownership Rev. Bonds, Series 47, 3.00% 7/1/2051	17,150	16,471
Housing Fin. Agcy., Home Ownership Rev. Bonds, Series 50, 5.50% 1/1/2054	6,260	6,700
Housing Fin. Agcy., Home Ownership Rev. Bonds, Series 51, 5.75% 1/1/2054	13,000	13,974
Housing Fin. Agcy., Home Ownership Rev. Bonds (1998 Trust Agreement), Series 49, 6.00% 7/1/2053	1,145	1,232
Housing Fin. Agcy., Home Ownership Rev. Ref. Bonds, Series 38-B, 4.00% 7/1/2047	3,510	3,484
Housing Fin. Agcy., Home Ownership Rev. Ref. Bonds, Series 39-B, 4.00% 7/1/2048	11,150	11,062
Housing Fin. Agcy., Home Ownership Rev. Ref. Bonds, Series 42, 4.00% 1/1/2050	2,850	2,825
Housing Fin. Agcy., Home Ownership Rev. Ref. Bonds, Series 44, 4.00% 7/1/2050	1,820	1,804
Housing Fin. Agcy., Home Ownership Rev. Ref. Bonds, Series 46-A, 3.00% 7/1/2051	15,795	15,178
City of Lexington, Housing Auth., Multi Family Housing Rev. Bonds (The Club Apartments Project), Series 2023-A, 5.00% 8/1/2025	6,835	6,891
Medical Care Commission, Health Care Facs. First Mortgage Rev. Bonds (The Presbyterian Homes Obligated Group), Series 2020-A, 4.00% 10/1/2035	650	614
Medical Care Commission, Health Care Facs. First Mortgage Rev. Bonds (The Presbyterian Homes Obligated Group), Series 2020-A, 4.00% 10/1/2040	600	516
Medical Care Commission, Health Care Facs. First Mortgage Rev. Bonds (The Presbyterian Homes Obligated Group), Series 2020-A, 5.00% 10/1/2040	1,425	1,429
Medical Care Commission, Health Care Facs. First Mortgage Rev. Bonds (The Presbyterian Homes Obligated Group), Series 2020-A, 4.00% 10/1/2045	2,500	2,039
Medical Care Commission, Health Care Facs. First Mortgage Rev. Bonds (The Presbyterian Homes Obligated Group), Series 2020-A, 4.00% 10/1/2050	2,450	1,920
Medical Care Commission, Health Care Facs. First Mortgage Rev. Bonds (The Presbyterian Homes Obligated Group), Series 2020-A, 5.00% 10/1/2050	6,605	6,367
Medical Care Commission, Health Care Facs. First Mortgage Rev. Ref. Bonds (The Pines at Davidson Project), Series 2019-A, 5.00% 1/1/2038	1,000	992
Medical Care Commission, Health Care Facs. First Mortgage Rev. Ref. Bonds (The Pines at Davidson Project), Series 2019-A, 5.00% 1/1/2049	7,665	7,173
Medical Care Commission, Health Care Facs. First Mortgage Rev. Ref. Bonds (The Presbyterian Homes Obligated Group), Series 2016-C, 5.00% 10/1/2031	1,400	1,424
Medical Care Commission, Health Care Facs. First Mortgage Rev. Ref. Bonds (The Presbyterian Homes Obligated Group), Series 2016-C, 3.00% 10/1/2036	550	448
Medical Care Commission, Health Care Facs. Rev. Bonds (Novant Health Obligated Group), Series 2019-A, 4.00% 11/1/2049	5,000	4,852
Medical Care Commission, Hospital Rev. Bonds (Caromont Health), Series 2021-A, 5.00% 2/1/2031	450	511
Medical Care Commission, Hospital Rev. Bonds (Caromont Health), Series 2021-A, 5.00% 2/1/2032	475	535
Medical Care Commission, Hospital Rev. Bonds (Caromont Health), Series 2021-A, 4.00% 2/1/2036	1,475	1,507
Medical Care Commission, Retirement Facs. Entrance Fee Rev. Bonds (Friends Homes), Series 2020-B-2, 2.30% 9/1/2025	1,250	1,187
Medical Care Commission, Retirement Facs. First Mortgage Rev. and Rev. Ref. Bonds (Plantation Village, Inc.), Series 2021-A, 4.00% 1/1/2041	1,120	899
Medical Care Commission, Retirement Facs. First Mortgage Rev. Bonds (Carolina Village Project), Series 2017-B, 5.00% 4/1/2047	4,000	3,347
Medical Care Commission, Retirement Facs. First Mortgage Rev. Bonds (Lutheran Retirement Ministries Project), Series 2019-A, 5.00% 1/1/2038	1,000	995
Medical Care Commission, Retirement Facs. First Mortgage Rev. Bonds (Lutheran Retirement Ministries Project), Series 2019-A, 5.00% 1/1/2044	5,000	4,808
Medical Care Commission, Retirement Facs. First Mortgage Rev. Bonds (Lutheran Retirement Ministries Project), Series 2019-A, 5.00% 1/1/2049	5,300	4,967
City of Raleigh, Housing Auth., Multi Family Housing Rev. Bonds (Toulon Place), Series 2023, 5.00% 12/1/2026 (put 12/1/2025)	8,300	8,474

# The Tax-Exempt Bond Fund of America (continued)

Bonds, notes & other debt instruments (continued)	Principal amount (000)	Value (000)
<b>North Carolina (continued)</b>		
Turnpike Auth., Triangle Expressway System, Appropriation Rev. Bonds, Capital Appreciation Bonds, Series 2019, 0% 1/1/2040	USD8,815	\$ 4,319
Turnpike Auth., Triangle Expressway System, Appropriation Rev. Bonds, Capital Appreciation Bonds, Series 2019, 0% 1/1/2041	10,850	5,049
Turnpike Auth., Triangle Expressway System, Appropriation Rev. Bonds, Capital Appreciation Bonds, Series 2019, 0% 1/1/2042	4,650	2,049
Turnpike Auth., Triangle Expressway System, Appropriation Rev. Bonds, Capital Appreciation Bonds, Series 2019, 0% 1/1/2043	3,650	1,532
Turnpike Auth., Triangle Expressway System, Turnpike Rev. Bonds, Series 2019, Assured Guaranty Municipal insured, 4.00% 1/1/2055	9,820	9,154
		<u>225,473</u>
<b>North Dakota 0.26%</b>		
County of Cass, Joint Water Resource Dist., Temporary Rev. Ref. Improvement Bonds, Series 2021-A, 0.48% 5/1/2024	2,315	2,233
City of Grand Forks, Health Care System Rev. Bonds, Series 2021, Assured Guaranty Municipal insured, 3.00% 12/1/2051	2,675	1,929
Housing Fin. Agcy., Homeownership Rev. Bonds (Home Mortgage Fin. Program), Series 2016-C, 3.15% 1/1/2036	290	270
Housing Fin. Agcy., Homeownership Rev. Bonds (Home Mortgage Fin. Program), Series 2016-D, 3.50% 7/1/2046	1,740	1,712
Housing Fin. Agcy., Housing Fin. Program Bonds (Home Mortgage Fin. Program), Series 2015-B, 4.00% 1/1/2036	420	418
Housing Fin. Agcy., Housing Fin. Program Bonds (Home Mortgage Fin. Program), Series 2015-A, 4.00% 1/1/2038	130	130
Housing Fin. Agcy., Housing Fin. Program Bonds (Home Mortgage Fin. Program), Series 2019-F, (SIFMA Municipal Swap Index + 0.20%) 4.18% 1/1/2043 (put 7/1/2024) <sup>3</sup>	2,000	1,999
Housing Fin. Agcy., Housing Fin. Program Bonds (Home Mortgage Fin. Program), Series 2015-D, 4.00% 7/1/2046	1,430	1,424
Housing Fin. Agcy., Housing Fin. Program Bonds (Home Mortgage Fin. Program), Series 2017-A, 4.00% 7/1/2047	1,705	1,693
Housing Fin. Agcy., Housing Fin. Program Bonds (Home Mortgage Fin. Program), Series 2017-D, 4.00% 1/1/2048	1,315	1,305
Housing Fin. Agcy., Housing Fin. Program Bonds (Home Mortgage Fin. Program), Series 2017-F, 4.00% 7/1/2048	2,970	2,947
Housing Fin. Agcy., Housing Fin. Program Bonds (Home Mortgage Fin. Program), Series 2018-A, 4.00% 1/1/2049	7,410	7,352
Housing Fin. Agcy., Housing Fin. Program Bonds (Home Mortgage Fin. Program), Series 2019-A, 4.25% 7/1/2049	1,555	1,551
Housing Fin. Agcy., Housing Fin. Program Bonds (Home Mortgage Fin. Program), Series 2019-C, 4.00% 1/1/2050	9,105	9,037
Housing Fin. Agcy., Housing Fin. Program Bonds (Home Mortgage Fin. Program), Series 2019-F, 3.75% 7/1/2050	4,160	4,098
Housing Fin. Agcy., Housing Fin. Program Bonds (Home Mortgage Fin. Program), Series 2020-B, 3.00% 7/1/2051	8,840	8,520
Housing Fin. Agcy., Housing Fin. Program Bonds (Home Mortgage Fin. Program), Series 2021-A, 3.00% 1/1/2052	2,595	2,496
Housing Fin. Agcy., Housing Fin. Program Bonds (Home Mortgage Fin. Program), Series 2021-B, 3.00% 7/1/2052	610	583
Housing Fin. Agcy., Housing Fin. Program Bonds (Home Mortgage Fin. Program), Series 2022-F, 5.00% 1/1/2053	3,985	4,108
Housing Fin. Agcy., Housing Fin. Program Bonds (Home Mortgage Fin. Program), Series 2023-A, 5.75% 7/1/2053	3,230	3,446
Housing Fin. Agcy., Housing Fin. Program Bonds (Home Mortgage Fin. Program), Series 2023-D, 5.75% 1/1/2054	2,690	2,892
		<u>60,143</u>
<b>Ohio 1.86%</b>		
Air Quality Dev. Auth., Air Quality Rev. Bonds (Ohio Valley Electric Corp. Project), Series 2009-B, 1.375% 2/1/2026 (put 11/1/2024)	1,000	951
Air Quality Dev. Auth., Air Quality Rev. Bonds (Ohio Valley Electric Corp. Project), Series 2009-C, 1.50% 2/1/2026 (put 11/4/2025)	1,115	1,021
Air Quality Dev. Auth., Air Quality Rev. Bonds (Ohio Valley Electric Corp. Project), Series 2009-A, 2.875% 2/1/2026	5,190	4,915
Air Quality Dev. Auth., Air Quality Rev. Bonds (Ohio Valley Electric Corp. Project), Series 2009-D, 2.875% 2/1/2026	5,950	5,635
Air Quality Dev. Auth., Air Quality Rev. Ref. Bonds (American Electric Co. Project), Series 2014-D, 1.90% 5/1/2026 (put 10/1/2024)	9,000	8,696
Air Quality Dev. Auth., Air Quality Rev. Ref. Bonds (Ohio Valley Electric Corp. Project), Series 2019-A, 3.25% 9/1/2029	11,945	11,274
Akron, Bath and Copley Joint Township Hospital Dist., Hospital Facs. Rev. Ref. and Improvement Rev. Bonds (Summa Health Obligated Group), Series 2016, 5.25% 11/15/2041	2,980	3,029
Akron, Bath and Copley Joint Township Hospital Dist., Hospital Facs. Rev. Ref. Bonds (Summa Health Obligated Group), Series 2020, 4.00% 11/15/2036	1,000	932
County of Allen, Hospital Facs. Rev. Bonds (Bon Secours Mercy Health, Inc.), Series 2020-A, 4.00% 12/1/2040	4,800	4,715
Buckeye Tobacco Settlement Fncg. Auth., Tobacco Settlement Asset-Backed Rev. Ref. Bonds, Series 2020-A-2, 5.00% 6/1/2036	3,420	3,648
Buckeye Tobacco Settlement Fncg. Auth., Tobacco Settlement Asset-Backed Rev. Ref. Bonds, Series 2020-A-2, 4.00% 6/1/2048	8,205	7,563
County of Butler, Hospital Facs. Rev. Bonds (UC Health), Series 2016, 5.00% 11/15/2045	2,000	1,942



# The Tax-Exempt Bond Fund of America (continued)

Bonds, notes & other debt instruments (continued)	Principal amount (000)	Value (000)
<b>Ohio (continued)</b>		
County of Butler, Port Auth. Econ. Dev. Facs., Rev. Ref. Bonds (Community First Solutions), Series 2021-A, 4.00% 5/15/2046	USD500	\$ 466
County of Butler, Port Auth. Econ. Dev. Facs., Rev. Ref. Bonds (Community First Solutions), Series 2021-A, 4.00% 5/15/2051	1,000	910
Capital Facs. Lease Appropriation Bonds, Series 2021-A, 5.00% 4/1/2036	1,545	1,747
Capital Facs. Lease Appropriation Bonds, Series 2021-A, 5.00% 4/1/2040	1,110	1,218
City of Cleveland, Airport System Rev. Ref. Bonds, Series 2016-A, Assured Guaranty Municipal insured, 5.00% 1/1/2027	1,175	1,206
City of Cleveland, Airport System Rev. Ref. Bonds, Series 2016-A, Assured Guaranty Municipal insured, 5.00% 1/1/2028	1,525	1,565
City of Cleveland, Airport System Rev. Ref. Bonds, Series 2016-A, Assured Guaranty Municipal insured, 5.00% 1/1/2030	2,000	2,053
City of Cleveland, Airport System Rev. Ref. Bonds, Series 2016-A, Assured Guaranty Municipal insured, 5.00% 1/1/2031	1,000	1,026
City of Cleveland, Airport System Rev. Ref. Bonds, Series 2018-B, 5.00% 1/1/2048	5,000	5,183
County of Cuyahoga, Hospital Rev. Bonds (MetroHealth System), Series 2017, 5.25% 2/15/2047	5,000	5,033
County of Cuyahoga, Hospital Rev. Bonds (MetroHealth System), Series 2017, 5.50% 2/15/2052	7,970	8,109
County of Franklin, Health Care Facs. Rev. Ref. Bonds (Ohio Living Communities), Series 2022, 4.00% 7/1/2040	1,120	930
County of Franklin, Hospital Facs. Rev. Ref. Bonds (Nationwide Children's Hospital), Series 2016-C, 4.00% 11/1/2040	4,310	4,244
County of Franklin, Rev. Bonds (Trinity Health Credit Group), Series 2019-A, 4.00% 12/1/2039	435	435
G.O. Highway Capital Improvement Bonds, Series 2022-X, 5.00% 5/1/2035	300	350
G.O. Infrastructure Improvement Bonds, Series 2021-A, 5.00% 3/1/2034	1,600	1,875
County of Hamilton, Healthcare Improvement and Rev. Ref. Bonds (Life Enriching Communities Project), Series 2016, 5.00% 1/1/2031	1,345	1,345
County of Hamilton, Healthcare Improvement and Rev. Ref. Bonds (Life Enriching Communities Project), Series 2016, 5.00% 1/1/2051	14,325	12,636
County of Hamilton, Hospital Facs. Rev. Bonds (UC Health), Series 2020, 5.00% 9/15/2050	23,670	22,904
County of Hamilton, Sales Tax Rev. Ref. and Improvement Bonds, Capital Appreciation Bonds, Series 2000-B, AMBAC insured, 0% 12/1/2027	6,180	5,318
Healthcare Fac. Rev. Bonds (Otterbein Homes Obligated Group), Series 2021-B, 4.00% 7/1/2025	170	169
Healthcare Fac. Rev. Bonds (Otterbein Homes Obligated Group), Series 2021-B, 4.00% 7/1/2034	490	493
Healthcare Fac. Rev. Bonds (Otterbein Homes Obligated Group), Series 2021-B, 4.00% 7/1/2035	505	505
Healthcare Fac. Rev. Bonds (Otterbein Homes Obligated Group), Series 2021-B, 4.00% 7/1/2036	400	394
Healthcare Fac. Rev. Bonds (Otterbein Homes Obligated Group), Series 2023-B, 4.00% 7/1/2039	900	857
Healthcare Fac. Rev. Bonds (Otterbein Homes Obligated Group), Series 2021-B, 4.00% 7/1/2046	1,260	1,129
Higher Educational Facs. Commission, Healthcare Fac. Rev. Bonds (Ashtabula County Medical Center Obligated Group), Series 2022, 5.25% 1/1/2037	840	902
Higher Educational Facs. Commission, Healthcare Fac. Rev. Bonds (Ashtabula County Medical Center Obligated Group), Series 2022, 5.25% 1/1/2040	2,460	2,585
Higher Educational Facs. Commission, Healthcare Fac. Rev. Bonds (Ashtabula County Medical Center Obligated Group), Series 2022, 5.25% 1/1/2047	2,000	2,067
Higher Educational Facs. Commission, Healthcare Fac. Rev. Bonds (Ashtabula County Medical Center Obligated Group), Series 2022, 5.25% 1/1/2052	1,345	1,375
Higher Educational Facs. Commission, Higher Educational Facs. Rev. Bonds (John Carroll University Project), Series 2022, 4.00% 10/1/2052	17,000	14,026
Higher Educational Facs. Commission, Higher Educational Facs. Rev. Bonds (University of Dayton Project), Series 2018-B, 5.00% 12/1/2030	1,090	1,169
Higher Educational Facs. Commission, Higher Educational Facs. Rev. Bonds (University of Dayton Project), Series 2018-B, 5.00% 12/1/2032	1,000	1,072
Higher Educational Facs. Commission, Higher Educational Facs. Rev. Bonds (University of Dayton Project), Series 2018-B, 5.00% 12/1/2034	1,040	1,113
Higher Educational Facs. Commission, Higher Educational Facs. Rev. Bonds (University of Dayton Project), Series 2018-B, 5.00% 12/1/2036	1,000	1,059
Higher Educational Facs. Commission, Hospital Parking Rev. Bonds (University Circle, Inc. 2020 Project), Series 2020, 5.00% 1/15/2032	1,095	1,125
Higher Educational Facs. Commission, Hospital Parking Rev. Bonds (University Circle, Inc. 2020 Project), Series 2020, 5.00% 1/15/2038	2,265	2,299
Higher Educational Facs. Commission, Hospital Parking Rev. Bonds (University Circle, Inc. 2020 Project), Series 2020, 5.00% 1/15/2045	4,490	4,505
Hospital Rev. Bonds (Aultman Health Foundation), Series 2018, 5.00% 12/1/2028 <sup>1</sup>	3,330	3,327
Hospital Rev. Bonds (Aultman Health Foundation), Series 2018, 5.00% 12/1/2033 <sup>1</sup>	2,000	1,992
Hospital Rev. Bonds (Aultman Health Foundation), Series 2018, 5.00% 12/1/2048 <sup>1</sup>	13,825	12,365

# The Tax-Exempt Bond Fund of America (continued)

Bonds, notes & other debt instruments (continued)	Principal amount (000)	Value (000)
<b>Ohio (continued)</b>		
Hospital Rev. Bonds (University Hospitals Health System, Inc. Project), Series 2016-A, 5.00% 1/15/2032	USD4,000	\$ 4,150
Hospital Rev. Bonds (University Hospitals Health System, Inc. Project), Series 2016-A, 5.00% 1/15/2035	1,990	2,058
Hospital Rev. Bonds (University Hospitals Health System, Inc. Project), Series 2016-A, 5.00% 1/15/2046	8,300	8,411
Hospital Rev. Ref. Bonds (Cleveland Clinic Health System Obligated Group), Series 2021-B, 5.00% 1/1/2030	2,500	2,802
Hospital Rev. Ref. Bonds (Cleveland Clinic Health System Obligated Group), Series 2017-A, 5.00% 1/1/2031	1,700	1,850
Hospital Rev. Ref. Bonds (Cleveland Clinic Health System Obligated Group), Series 2021-B, 5.00% 1/1/2032	1,575	1,819
Housing Fin. Agcy., Multi Family Housing Rev. Bonds (Franklin Manor North Project), Series 2021, 0.25% 9/1/2024 (put 9/1/2023)	2,510	2,500
Housing Fin. Agcy., Multi Family Housing Rev. Bonds (Glen Meadows Apartments Project), Series 2021-A, 0.40% 11/1/2024 (put 11/1/2023)	2,700	2,670
Housing Fin. Agcy., Residential Mortgage Rev. Bonds (Mortgage-Backed Securities Program), Series 2016-K, 3.50% 9/1/2046	500	492
Housing Fin. Agcy., Residential Mortgage Rev. Bonds (Mortgage-Backed Securities Program), Series 2016-D, 4.00% 3/1/2047	5,355	5,319
Housing Fin. Agcy., Residential Mortgage Rev. Bonds (Mortgage-Backed Securities Program), Series 2017-A, 4.50% 3/1/2047	3,580	3,582
Housing Fin. Agcy., Residential Mortgage Rev. Bonds (Mortgage-Backed Securities Program), Series 2017-D, 4.00% 3/1/2048	6,265	6,221
Housing Fin. Agcy., Residential Mortgage Rev. Bonds (Mortgage-Backed Securities Program), Series 2019-A, 4.50% 9/1/2049	8,970	8,993
Housing Fin. Agcy., Residential Mortgage Rev. Bonds (Mortgage-Backed Securities Program), Series 2020-B, 3.25% 3/1/2050	2,330	2,265
Housing Fin. Agcy., Residential Mortgage Rev. Bonds (Mortgage-Backed Securities Program), Series 2019-B, 4.50% 3/1/2050	5,720	5,736
Housing Fin. Agcy., Residential Mortgage Rev. Bonds (Mortgage-Backed Securities Program), Series 2020-A, 3.75% 9/1/2050	6,015	5,923
Housing Fin. Agcy., Residential Mortgage Rev. Bonds (Mortgage-Backed Securities Program), Series 2021-A, 3.00% 3/1/2052	18,625	17,934
Housing Fin. Agcy., Residential Mortgage Rev. Bonds (Mortgage-Backed Securities Program), Series 2022-A, 3.25% 9/1/2052	9,890	9,571
Housing Fin. Agcy., Residential Mortgage Rev. Bonds (Mortgage-Backed Securities Program), Series 2023-A, 5.50% 3/1/2053	16,565	17,559
County of Lucas, Hospital Rev. Bonds (Promedica Healthcare Obligated Group), Series 2018-A, 5.25% 11/15/2048	7,525	6,568
Major New State Infrastructure Project Rev. Bonds, Series 2021-1-A, 5.00% 12/15/2030	1,780	2,053
Major New State Infrastructure Project Rev. Bonds, Series 2021-1-A, 5.00% 12/15/2031	1,635	1,915
Major New State Infrastructure Project Rev. Bonds, Series 2021-1-A, 5.00% 12/15/2032	1,700	2,012
County of Montgomery, Hospital Facs. Rev. Bonds (Dayton Children's Hospital), Series 2021, 4.00% 8/1/2036	1,450	1,461
County of Montgomery, Hospital Facs. Rev. Bonds (Dayton Children's Hospital), Series 2021, 4.00% 8/1/2037	2,100	2,095
County of Montgomery, Hospital Facs. Rev. Bonds (Dayton Children's Hospital), Series 2021, 4.00% 8/1/2038	2,100	2,078
County of Montgomery, Hospital Facs. Rev. Bonds (Dayton Children's Hospital), Series 2021, 4.00% 8/1/2039	1,000	982
County of Montgomery, Hospital Facs. Rev. Bonds (Dayton Children's Hospital), Series 2021, 4.00% 8/1/2041	3,000	2,906
County of Montgomery, Hospital Facs. Rev. Bonds (Dayton Children's Hospital), Series 2021, 4.00% 8/1/2046	10,000	9,495
County of Montgomery, Hospital Facs. Rev. Bonds (Dayton Children's Hospital), Series 2021, 4.00% 8/1/2051	1,250	1,173
Northwest Local School Dist., School Improvement Unlimited Tax G.O. Bonds, Series 2015, 5.00% 12/1/2040 (preref. 12/1/2023)	2,015	2,026
Ohio State University, General Receipts Green Bonds (Multiyear Debt Issuance Program II), Series 2021-A, 4.00% 12/1/2048	10,000	9,663
Ohio University, General Receipts Bonds, Series 2017-A, 5.00% 12/1/2033	1,000	1,065
Port Auth., Gas Supply Rev. Ref. Bonds, Series 2019, 5.00% 8/1/2049 (put 2/1/2025)	3,000	3,045
Public Facs. Commission, Higher Education G.O. Rev. Ref. Bonds, Series 2017-C, 5.00% 8/1/2027	2,500	2,705
County of Ross, Hospital Facs. Rev. Ref. and Improvement Bonds (Adena Health System Obligated Group), Series 2019, 5.00% 12/1/2039	4,000	4,159
Turnpike and Infrastructure Commission, Turnpike Rev. Bonds (Infrastructure Projects), Series 2018-A, 5.00% 2/15/2031	8,080	8,799
Turnpike and Infrastructure Commission, Turnpike Rev. Bonds (Infrastructure Projects), Series 2018-A, 5.00% 2/15/2032	6,690	7,283
Turnpike and Infrastructure Commission, Turnpike Rev. Bonds (Infrastructure Projects), Series 2018-A, 5.00% 2/15/2033	19,230	20,925
Turnpike and Infrastructure Commission, Turnpike Rev. Bonds (Infrastructure Projects), Series 2018-A, 4.00% 2/15/2038	410	414
Turnpike and Infrastructure Commission, Turnpike Rev. Bonds, Capital Appreciation Bonds, Series 2018-A, 0% 2/15/2041	2,665	1,215

# The Tax-Exempt Bond Fund of America (continued)

Bonds, notes & other debt instruments (continued)	Principal amount (000)	Value (000)
<b>Ohio (continued)</b>		
Turnpike and Infrastructure Commission, Turnpike Rev. Bonds, Capital Appreciation Bonds, Series 2018-A, 0% 2/15/2042	USD3,500	\$ 1,509
Turnpike and Infrastructure Commission, Turnpike Rev. Bonds, Capital Appreciation Bonds, Series 2018-A, 0% 2/15/2043	2,340	960
Turnpike and Infrastructure Commission, Turnpike Rev. Ref. Bonds (Infrastructure Projects), Series 2022-A, 5.00% 2/15/2033	3,635	4,296
Turnpike and Infrastructure Commission, Turnpike Rev. Ref. Bonds (Infrastructure Projects), Series 2022-A, 5.00% 2/15/2039	8,040	9,146
County of Van Wert, Hospital Facs. Rev. Ref. and Improvement Bonds (Van Wert Health Obligated Group), Series 2020, 6.125% 12/1/2049 (preref. 12/1/2029)	8,000	9,299
County of Warren, Healthcare Facs., Rev. Ref. Bonds (Otterbein Homes Obligated Group), Series 2014, 5.00% 7/1/2033	375	379
County of Warren, Healthcare Facs., Rev. Ref. Bonds (Otterbein Homes Obligated Group), Series 2016-A, 5.00% 7/1/2033	875	903
County of Warren, Healthcare Facs., Rev. Ref. Bonds (Otterbein Homes Obligated Group), Series 2014, 5.00% 7/1/2034	505	510
County of Warren, Healthcare Facs., Rev. Ref. Bonds (Otterbein Homes Obligated Group), Series 2016-A, 5.00% 7/1/2034	1,000	1,030
County of Warren, Healthcare Facs., Rev. Ref. Bonds (Otterbein Homes Obligated Group), Series 2016-A, 5.00% 7/1/2035	1,000	1,027
County of Warren, Healthcare Facs., Rev. Ref. Bonds (Otterbein Homes Obligated Group), Series 2016-A, 5.00% 7/1/2036	580	593
County of Warren, Healthcare Facs., Rev. Ref. Bonds (Otterbein Homes Obligated Group), Series 2016-A, 5.00% 7/1/2040	1,930	1,957
Water Dev. Auth., Water Pollution Control Loan Fund Rev. Bonds, Series 2020-A, 5.00% 12/1/2040	1,250	1,379
Water Dev. Auth., Water Pollution Control Loan Fund Rev. Bonds, Series 2020-A, 5.00% 12/1/2050	2,500	2,686
Water Dev. Auth., Water Pollution Control Loan Fund Rev. Green Bonds, Series 2021-A, 5.00% 12/1/2034	875	1,021
		<u>427,989</u>
<b>Oklahoma 0.12%</b>		
Grand River Dam Auth., Rev. Bonds, Series 2017, 5.00% 6/1/2036	2,000	2,116
Grand River Dam Auth., Rev. Bonds, Series 2017, 5.00% 6/1/2039	3,530	3,691
Grand River Dam Auth., Rev. Ref. Bonds, Series 2016-A, 5.00% 6/1/2031	5,500	5,831
Housing Fin. Agcy., Single Family Mortgage Rev. Bonds (Homeownership Loan Program), Series 2019-A, 4.00% 9/1/2049	3,235	3,206
Housing Fin. Agcy., Single Family Mortgage Rev. Bonds (Homeownership Loan Program), Series 2020-B, 3.25% 9/1/2050	2,035	1,975
Municipal Power Auth., Power Supply System Rev. Ref. Bonds, Series 2016-A, 5.00% 1/1/2031	1,300	1,338
Municipal Power Auth., Power Supply System Rev. Ref. Bonds, Series 2016-A, 5.00% 1/1/2034	1,000	1,026
Municipal Power Auth., Power Supply System Rev. Ref. Bonds, Series 2016-A, 5.00% 1/1/2047	3,070	3,128
Board of Regents of Oklahoma State University, General Rev. Ref. Bonds, Series 2020-A, 5.00% 9/1/2026	1,200	1,269
Turnpike Auth., Turnpike System Rev. Bonds, Series 2017-C, 5.00% 1/1/2047	3,745	3,888
		<u>27,468</u>
<b>Oregon 0.52%</b>		
Facs. Auth., Rev. Bonds (University of Portland Projects), Series 2015-A, 4.00% 4/1/2040	2,480	2,402
Facs. Auth., Rev. Bonds (University of Portland Projects), Series 2015-A, 5.00% 4/1/2045	3,305	3,353
Facs. Auth., Rev. Ref. Bonds (Samaritan Health Services Project), Series 2020-A, 5.00% 10/1/2029	300	320
Facs. Auth., Rev. Ref. Bonds (Samaritan Health Services Project), Series 2020-A, 5.00% 10/1/2030	300	323
Facs. Auth., Rev. Ref. Bonds (Samaritan Health Services Project), Series 2020-A, 5.00% 10/1/2035	275	291
Facs. Auth., Rev. Ref. Bonds (Samaritan Health Services Project), Series 2020-A, 5.00% 10/1/2040	1,750	1,799
Fern Ridge School Dist. 28J, G.O. Bonds, Series 2014, 5.00% 6/15/2030 (preref. 6/15/2026)	2,480	2,618
G.O. Bonds, Series 2017-C, 5.00% 6/1/2029	5,000	5,389
G.O. Bonds, Series 2017-C, 5.00% 6/1/2033	2,500	2,689
G.O. Bonds (Article XI-Q State Projects), Series 2023-A, 5.00% 5/1/2036	500	586
G.O. Bonds (Article XI-Q State Projects), Series 2023-A, 5.00% 5/1/2037	460	534
G.O. Bonds (Article XI-Q State Projects), Series 2023-A, 5.00% 5/1/2039	1,500	1,717
G.O. Bonds (Article XI-Q State Projects), Series 2023-A, 5.00% 5/1/2040	4,250	4,842
G.O. Bonds (Veteran's Welfare Bonds Series 96), Series 2015-Q, 4.00% 12/1/2045	2,410	2,397
G.O. Bonds (Veteran's Welfare Bonds Series 99B), Series 2017-Q, 3.50% 12/1/2047	3,000	2,953
G.O. Bonds (Veteran's Welfare Bonds Series 104), Series 2019-R, 3.50% 12/1/2049	2,690	2,633

# The Tax-Exempt Bond Fund of America (continued)

Bonds, notes & other debt instruments (continued)	Principal amount (000)	Value (000)
<b>Oregon (continued)</b>		
G.O. Bonds (Veteran's Welfare Bonds Series 108), Series 2021-O, 3.00% 12/1/2051	USD2,700	\$ 2,578
G.O. Bonds (Veteran's Welfare Bonds Series 109), Series 2022-D, 5.00% 12/1/2052	595	613
G.O. Bonds (Veteran's Welfare Bonds Series 111), Series 2023-E, 5.50% 12/1/2053	1,495	1,599
Health and Science University, Rev. Bonds, Series 2019-A, 3.00% 7/1/2049	2,565	1,920
Health and Science University, Rev. Green Bonds, Series 2021-A, 3.00% 7/1/2051	22,205	16,288
Housing and Community Services Dept., Mortgage Rev. Bonds (Single Family Mortgage Program), Series 2016-A, 4.00% 1/1/2047	2,455	2,442
Housing and Community Services Dept., Mortgage Rev. Bonds (Single Family Mortgage Program), Series 2017-A, 4.00% 7/1/2047	1,840	1,827
Housing and Community Services Dept., Mortgage Rev. Bonds (Single Family Mortgage Program), Series 2017-D, 3.50% 7/1/2048	4,805	4,731
Housing and Community Services Dept., Mortgage Rev. Bonds (Single Family Mortgage Program), Series 2018-A, 4.50% 1/1/2049	2,235	2,236
Housing and Community Services Dept., Mortgage Rev. Bonds (Single Family Mortgage Program), Series 2018-C, 4.50% 7/1/2049	1,155	1,156
Housing and Community Services Dept., Mortgage Rev. Bonds (Single Family Mortgage Program), Series 2018-D, 4.75% 1/1/2050	2,635	2,651
Housing and Community Services Dept., Mortgage Rev. Bonds (Single Family Mortgage Program), Series 2021-A, 3.00% 7/1/2052	16,425	15,786
Housing and Community Services Dept., Mortgage Rev. Bonds (Single Family Mortgage Program), Series 2023-A, 5.50% 7/1/2053	9,000	9,625
Klamath Falls City Schools, G.O. Bonds, Series 2015-A, 4.00% 6/15/2027 (preref. 6/15/2025)	1,155	1,174
County of Polk, Hospital Fac. Auth., Rev. Bonds (Dallas Retirement Village Project), Series 2015-A, 5.375% 7/1/2045	2,000	1,747
City of Portland, Water System Rev. Bonds, Series 2019-A, 4.00% 5/1/2039	1,445	1,459
Port of Portland, Portland International Airport Rev. Bonds, Series 23, 5.00% 7/1/2027	1,675	1,736
Port of Portland, Portland International Airport Rev. Ref. Bonds, Series 26-B, 5.00% 7/1/2037	1,000	1,099
Port of Portland, Portland International Airport Rev. Ref. Bonds, Series 26-B, 5.00% 7/1/2040	1,000	1,082
City of Salem, Hospital Fac. Auth., Rev. and Rev. Ref. Bonds (Capital Manor Project), Series 2022, 4.00% 5/15/2047	3,500	2,700
City of Salem, Hospital Fac. Auth., Rev. and Rev. Ref. Bonds (Capital Manor Project), Series 2022, 4.00% 5/15/2057	4,000	2,899
City of Salem, Hospital Fac. Auth., Rev. Bonds (Capital Manor Project), Series 2018, 5.00% 5/15/2024	210	210
City of Salem, Hospital Fac. Auth., Rev. Bonds (Capital Manor Project), Series 2018, 5.00% 5/15/2025	230	231
City of Salem, Hospital Fac. Auth., Rev. Bonds (Capital Manor Project), Series 2018, 5.00% 5/15/2026	225	226
City of Salem, Hospital Fac. Auth., Rev. Bonds (Capital Manor Project), Series 2018, 5.00% 5/15/2027	125	126
City of Salem, Hospital Fac. Auth., Rev. Bonds (Capital Manor Project), Series 2018, 5.00% 5/15/2053	1,500	1,353
Tri-County Metropolitan Transportation Dist., Capital Grant Receipt Rev. Bonds, Series 2018-A, 5.00% 10/1/2029	2,435	2,644
Tri-County Metropolitan Transportation Dist., Capital Grant Receipt Rev. Bonds, Series 2018-A, 5.00% 10/1/2030	2,075	2,250
Tri-County Metropolitan Transportation Dist., Payroll Tax Rev. Bonds, Series 2021-A, 3.00% 9/1/2036	1,000	929
		<u>120,163</u>
<b>Pennsylvania 3.94%</b>		
County of Allegheny, Airport Auth., Airport Rev. Bonds, Series 2012-B, Assured Guaranty Municipal insured, 4.00% 1/1/2046	9,580	9,317
County of Allegheny, Higher Education Building Auth., Rev. Bonds (Carnegie Mellon University), Series 2022-A, (USD-SOFR x 0.70 + 0.29%) 3.832% 2/1/2033 (put 8/1/2027) <sup>3</sup>	6,250	6,075
County of Allegheny, Hospital Dev. Auth. Rev. Bonds (Allegheny Health Network Obligated Group Issue), Series 2018-A, 5.00% 4/1/2032	4,350	4,599
County of Allegheny, Hospital Dev. Auth. Rev. Bonds (Allegheny Health Network Obligated Group Issue), Series 2018-A, 5.00% 4/1/2033	3,500	3,699
County of Allegheny, Hospital Dev. Auth. Rev. Bonds (Allegheny Health Network Obligated Group Issue), Series 2018-A, 5.00% 4/1/2047	2,500	2,522
County of Allegheny, Hospital Dev. Auth., Rev. Bonds (University of Pittsburgh Medical Center Issue), Series 2007-A-1, (3-month USD-LIBOR x 0.67 + 0.82%) 4.37% 2/1/2037 <sup>2,3</sup>	6,475	6,356
County of Allegheny, Hospital Dev. Auth., UPMC Rev. Bonds, Series 2019-A, 4.00% 7/15/2035	2,000	2,024
County of Allegheny, Hospital Dev. Auth., UPMC Rev. Bonds, Series 2019-A, 4.00% 7/15/2037	3,750	3,748
County of Allegheny, Hospital Dev. Auth., UPMC Rev. Bonds, Series 2019-A, 4.00% 7/15/2039	2,105	2,086
County of Allegheny, Sanitary Auth., Sewer Rev. Bonds, Series 2020-A, 4.00% 6/1/2033	250	262
Allentown City School Dist., Unlimited Tax G.O. Bonds, Series 2018, BAM insured, 5.00% 2/1/2028	2,565	2,749
Allentown City School Dist., Unlimited Tax G.O. Bonds, Series 2018, BAM insured, 5.00% 2/1/2029	2,995	3,219
City of Allentown, Neighborhood Improvement Zone Dev. Auth., Tax Rev. Bonds (City Center Ref. Project), Series 2017, 5.00% 5/1/2042 <sup>1</sup>	1,610	1,612

# The Tax-Exempt Bond Fund of America (continued)

Bonds, notes & other debt instruments (continued)	Principal amount (000)	Value (000)
<b>Pennsylvania (continued)</b>		
City of Allentown, Neighborhood Improvement Zone Dev. Auth., Tax Rev. Ref. Bonds, Series 2022, 5.00% 5/1/2042	USD1,250	\$ 1,263
County of Berks, Industrial Dev. Auth., Health System Rev. Bonds (Tower Health Project), Series 2017, 5.00% 11/1/2035	2,000	1,300
County of Berks, Industrial Dev. Auth., Health System Rev. Bonds (Tower Health Project), Series 2017, 4.00% 11/1/2047	1,000	599
County of Berks, Industrial Dev. Auth., Health System Rev. Bonds (Tower Health Project), Series 2017, 5.00% 11/1/2047	9,385	6,090
County of Berks, Industrial Dev. Auth., Health System Rev. Bonds (Tower Health Project), Series 2017, 4.00% 11/1/2050	1,000	599
County of Berks, Industrial Dev. Auth., Healthcare Facs. Rev. Bonds (The Highlands at Wyomissing), Series 2017-C, 5.00% 5/15/2037	750	732
County of Berks, Industrial Dev. Auth., Healthcare Facs. Rev. Bonds (The Highlands at Wyomissing), Series 2017-A, 5.00% 5/15/2047	600	543
County of Berks, Industrial Dev. Auth., Healthcare Facs. Rev. Bonds (The Highlands at Wyomissing), Series 2017-C, 5.00% 5/15/2047	100	90
County of Berks, Industrial Dev. Auth., Healthcare Facs. Rev. Bonds (The Highlands at Wyomissing), Series 2018, 5.00% 5/15/2048 (preref. 5/15/2025)	1,000	1,049
Bethlehem Area School Dist. Auth., School Rev. Bonds (Bethlehem Area School Dist. Ref. Project), Series 2021-C, (USD-SOFR x 0.67 + 0.35%) 3.74% 1/1/2030 (put 11/1/2025) <sup>3</sup>	820	803
Bethlehem Area School Dist. Auth., School Rev. Bonds (Bethlehem Area School Dist. Ref. Project), Series 2021-B, (USD-SOFR x 0.67 + 0.35%) 3.74% 7/1/2031 (put 11/1/2025) <sup>3</sup>	1,055	1,033
Bethlehem Area School Dist. Auth., School Rev. Bonds (Bethlehem Area School Dist. Ref. Project), Series 2021-C, (USD-SOFR x 0.67 + 0.35%) 3.74% 1/1/2032 (put 11/1/2025) <sup>3</sup>	870	852
County of Bucks, Industrial Dev. Auth., Hospital Rev. Bonds (Grand View Hospital), Series 2021, 4.00% 7/1/2046	515	380
County of Bucks, Industrial Dev. Auth., Hospital Rev. Bonds (Grand View Hospital), Series 2021, 5.00% 7/1/2054	8,400	7,172
County of Bucks, Industrial Dev. Auth., Rev. Bonds (Pennswood Village Project), Series 2018-A, 5.00% 10/1/2023	135	135
County of Bucks, Industrial Dev. Auth., Rev. Bonds (Pennswood Village Project), Series 2018-A, 5.00% 10/1/2025	250	254
County of Bucks, Industrial Dev. Auth., Rev. Bonds (Pennswood Village Project), Series 2018-A, 5.00% 10/1/2026	120	123
County of Bucks, Industrial Dev. Auth., Rev. Bonds (Pennswood Village Project), Series 2018-A, 5.00% 10/1/2027	760	778
County of Bucks, Industrial Dev. Auth., Rev. Bonds (Pennswood Village Project), Series 2018-A, 5.00% 10/1/2029	1,130	1,149
County of Bucks, Industrial Dev. Auth., Rev. Bonds (Pennswood Village Project), Series 2018-A, 5.00% 10/1/2030	515	522
County of Bucks, Industrial Dev. Auth., Rev. Bonds (Pennswood Village Project), Series 2018-A, 5.00% 10/1/2031	660	666
County of Cumberland, Municipal Auth., Rev. Bonds (Penn State Health), Series 2019, 4.00% 11/1/2044	9,155	8,653
County of Cumberland, Municipal Auth., Rev. Bonds (Penn State Health), Series 2019, 4.00% 11/1/2049	5,000	4,663
Delaware River Joint Toll Bridge Commission, Bridge System Rev. Bonds, Series 2017, 5.00% 7/1/2031	2,050	2,200
Delaware River Joint Toll Bridge Commission, Bridge System Rev. Bonds, Series 2017, 5.00% 7/1/2032	55	59
Delaware River Joint Toll Bridge Commission, Bridge System Rev. Bonds, Series 2017, 5.00% 7/1/2036	1,000	1,067
Delaware River Joint Toll Bridge Commission, Bridge System Rev. Ref. Bonds, Series 2015, 5.00% 7/1/2031	350	362
Delaware River Port Auth., Rev. Bonds, Series 2018-A, 5.00% 1/1/2031	1,000	1,110
Delaware River Port Auth., Rev. Bonds, Series 2018-A, 5.00% 1/1/2032	1,250	1,387
Delaware Valley Regional Fin. Auth., Local Government Rev. Bonds, Series 2007-C, (3-month USD-LIBOR x 0.67 + 0.75%) 4.432% 6/1/2037 <sup>2,3</sup>	19,490	17,259
City of Doylestown, Hospital Auth., Rev. Bonds (Doylestown Hospital), Series 2016-A, 5.00% 7/1/2041	4,265	3,835
City of Doylestown, Hospital Auth., Rev. Bonds (Doylestown Hospital), Series 2016-A, 5.00% 7/1/2046	1,310	1,144
City of Doylestown, Hospital Auth., Rev. Bonds (Doylestown Hospital), Series 2019-A, 5.00% 7/1/2049	500	429
City of Dubois, Hospital Auth., Hospital Rev. Bonds (Penn Highlands Healthcare), Series 2020, 4.00% 7/15/2050	5,000	4,396
City of Dubois, Hospital Auth., Hospital Rev. Bonds (Penn Highlands Healthcare), Series 2021, 4.00% 7/15/2051	2,500	2,211
Econ. Dev. Fncg. Auth., UPMC Rev. Bonds, Series 2022-A, 5.00% 2/15/2038	2,000	2,180
Econ. Dev. Fncg. Auth., UPMC Rev. Bonds, Series 2022-A, 5.00% 2/15/2039	2,725	2,958
Econ. Dev. Fncg. Auth., UPMC Rev. Bonds, Series 2023-A-2, 4.00% 5/15/2040	2,850	2,780
Econ. Dev. Fncg. Auth., UPMC Rev. Bonds, Series 2022-A, 4.00% 2/15/2041	7,550	7,344
Econ. Dev. Fncg. Auth., UPMC Rev. Bonds, Series 2023-A-2, 4.00% 5/15/2041	5,750	5,591
Econ. Dev. Fncg. Auth., UPMC Rev. Bonds, Series 2023-A-2, 4.00% 5/15/2042	1,100	1,066
Econ. Dev. Fncg. Auth., UPMC Rev. Bonds, Series 2023-A-2, 4.00% 5/15/2043	1,000	965
Econ. Dev. Fncg. Auth., UPMC Rev. Bonds, Series 2021-A, 3.00% 10/15/2046	1,000	723
Econ. Dev. Fncg. Auth., UPMC Rev. Bonds, Series 2020-A, 4.00% 4/15/2050	2,000	1,859
Erie County School Dist., Limited Tax G.O. Bonds, Series 2019-C, Assured Guaranty Municipal insured, 5.00% 4/1/2029	1,000	1,094
Erie County School Dist., Limited Tax G.O. Bonds, Series 2019-A, Assured Guaranty Municipal insured, 5.00% 4/1/2030	425	466
Erie County School Dist., Limited Tax G.O. Bonds, Series 2019-C, Assured Guaranty Municipal insured, 5.00% 4/1/2030	500	548



# The Tax-Exempt Bond Fund of America (continued)

Bonds, notes & other debt instruments (continued)	Principal amount (000)	Value (000)
<b>Pennsylvania (continued)</b>		
Fncg. Auth., Rev. Bonds (Tobacco Master Settlement Payment), Series 2018, 5.00% 6/1/2025	USD2,500	\$ 2,562
Fncg. Auth., Rev. Bonds (Tobacco Master Settlement Payment), Series 2018, 5.00% 6/1/2026	4,000	4,165
Fncg. Auth., Rev. Bonds (Tobacco Master Settlement Payment), Series 2018, 5.00% 6/1/2027	3,000	3,174
Fncg. Auth., Rev. Bonds (Tobacco Master Settlement Payment), Series 2018, 5.00% 6/1/2030	4,000	4,312
Fncg. Auth., Rev. Bonds (Tobacco Master Settlement Payment), Series 2018, 5.00% 6/1/2031	3,500	3,762
Fncg. Auth., Rev. Bonds (Tobacco Master Settlement Payment), Series 2018, 5.00% 6/1/2032	3,000	3,223
Fncg. Auth., Rev. Bonds (Tobacco Master Settlement Payment), Series 2018, 5.00% 6/1/2033	3,000	3,220
Fncg. Auth., Rev. Bonds (Tobacco Master Settlement Payment), Series 2018, 5.00% 6/1/2034	3,000	3,217
General Auth. of Southcentral Pennsylvania, Rev. Bonds (Wellspring Health Obligated Group), Series 2019-B, (SIFMA Municipal Swap Index + 0.60%) 4.58% 6/1/2049 (put 6/1/2024) <sup>3</sup>	6,000	5,988
Higher Educational Facs. Auth., Health System Rev. Bonds (University of Pennsylvania Health System), Series 2017-A, 4.00% 8/15/2035	7,000	7,100
Higher Educational Facs. Auth., Health System Rev. Bonds (University of Pennsylvania Health System), Series 2017-A, 5.00% 8/15/2042	3,500	3,619
Higher Educational Facs. Auth., Health System Rev. Bonds (University of Pennsylvania Health System), Series 2019, 4.00% 8/15/2049	14,000	13,226
Higher Educational Facs. Auth., Health System Rev. Ref. Bonds (University of Pennsylvania Health System), Series 2021-B, 4.00% 8/15/2037	1,525	1,536
Higher Educational Facs. Auth., Health System Rev. Ref. Bonds (University of Pennsylvania Health System), Series 2021-B, 4.00% 8/15/2039	1,450	1,447
Higher Educational Facs. Auth., Health System Rev. Ref. Bonds (University of Pennsylvania Health System), Series 2021-B, 4.00% 8/15/2042	2,015	1,981
Higher Educational Facs. Auth., Rev. Ref. Bonds, Series 2015-AQ, 5.00% 6/15/2024	3,900	3,954
Housing Fin. Agcy., Single Family Mortgage Rev. Bonds, Series 2016-120, 2.80% 10/1/2031	5,000	4,637
Housing Fin. Agcy., Single Family Mortgage Rev. Bonds, Series 2016-121, 2.80% 10/1/2031	3,320	3,068
Housing Fin. Agcy., Single Family Mortgage Rev. Bonds, Series 2017-124-B, 3.20% 10/1/2032	6,000	5,765
Housing Fin. Agcy., Single Family Mortgage Rev. Bonds, Series 2019-128-B, 3.50% 10/1/2034	6,500	6,296
Housing Fin. Agcy., Single Family Mortgage Rev. Bonds, Series 2016-119, 3.50% 10/1/2041	2,405	2,389
Housing Fin. Agcy., Single Family Mortgage Rev. Bonds, Series 2017-125-B, 3.65% 10/1/2042	7,500	6,732
Housing Fin. Agcy., Single Family Mortgage Rev. Bonds, Series 2016-120, 3.50% 10/1/2046	2,390	2,368
Housing Fin. Agcy., Single Family Mortgage Rev. Bonds, Series 2016-121, 3.50% 10/1/2046	4,365	4,325
Housing Fin. Agcy., Single Family Mortgage Rev. Bonds, Series 2017-122, 4.00% 10/1/2046	580	577
Housing Fin. Agcy., Single Family Mortgage Rev. Bonds, Series 2017-125-B, 3.70% 10/1/2047	425	406
Housing Fin. Agcy., Single Family Mortgage Rev. Bonds, Series 2018-126-A, 4.00% 10/1/2048	10,025	9,951
Housing Fin. Agcy., Single Family Mortgage Rev. Bonds, Series 2021-135-A, 3.00% 10/1/2051	3,135	3,043
Housing Fin. Agcy., Single Family Mortgage Rev. Bonds, Series 2021-136, 3.00% 10/1/2051	13,795	13,355
Housing Fin. Agcy., Single Family Mortgage Rev. Bonds, Series 2021-137, 3.00% 10/1/2051	4,505	4,298
Housing Fin. Agcy., Single Family Mortgage Rev. Bonds, Series 2022-138-A, 3.00% 10/1/2052	15,655	14,923
Housing Fin. Agcy., Single Family Mortgage Rev. Bonds, Series 2023-141-A, 5.75% 10/1/2053	9,220	9,836
Housing Fin. Agcy., Special Limited Obligation Multi Family Housing Dev. Bonds (Country Commons Apartments), Series 2018, 3.60% 8/1/2035	6,105	6,035
City of Lancaster, Industrial Dev. Auth., Health Center Rev. Ref. Bonds (Landis Homes Retirement Community Project), Series 2021, 4.00% 7/1/2051	1,195	881
City of Lancaster, Industrial Dev. Auth., Health Center Rev. Ref. Bonds (Landis Homes Retirement Community Project), Series 2021, 4.00% 7/1/2056	1,585	1,134
County of Lancaster, Hospital Auth., Rev. Bonds (Brethren Village Project), Series 2017, 5.00% 7/1/2025	650	646
County of Lancaster, Hospital Auth., Rev. Bonds (Penn State Health), Series 2021, 5.00% 11/1/2041	1,000	1,052
County of Lancaster, Hospital Auth., Rev. Bonds (Penn State Health), Series 2021, 5.00% 11/1/2046	5,890	6,140
County of Lancaster, Hospital Auth., Rev. Bonds (Penn State Health), Series 2021, 5.00% 11/1/2051	4,730	4,909
County of Lehigh, General Purpose Auth., Hospital Rev. Bonds (Lehigh Valley Health Network), Series 2019-A, 5.00% 7/1/2044	5,000	5,066
County of Lehigh, General Purpose Auth., Hospital Rev. Bonds (St. Luke's Hospital), Series 2017-B, (SIFMA Municipal Swap Index + 1.10%) 5.08% 8/15/2038 <sup>3</sup>	12,155	12,011
County of Lehigh, General Purpose Auth., Hospital Rev. Ref. Bonds (Lehigh Valley Health Network), Series 2016-A, 4.00% 7/1/2035	4,000	4,014
County of Montgomery, Higher Education and Health Auth., Rev. Bonds (Thomas Jefferson University), Series 2019, 4.00% 9/1/2038	1,000	974
County of Montgomery, Higher Education and Health Auth., Rev. Bonds (Thomas Jefferson University), Series 2019, 4.00% 9/1/2039	1,000	970
County of Montgomery, Higher Education and Health Auth., Rev. Bonds (Thomas Jefferson University), Series 2019, 4.00% 9/1/2044	2,500	2,380
County of Montgomery, Higher Education and Health Auth., Rev. Bonds (Thomas Jefferson University), Series 2022-B, 4.00% 5/1/2056	16,000	14,634

# The Tax-Exempt Bond Fund of America (continued)

Bonds, notes & other debt instruments (continued)	Principal amount (000)	Value (000)
<b>Pennsylvania (continued)</b>		
County of Montgomery, Industrial Dev. Auth., Exempt Facs. Rev. Ref. Bonds (Constellation Energy Generation, LLC Project), Series 2023-C, 4.10% 6/1/2029	USD15,940	\$16,296
County of Montgomery, Industrial Dev. Auth., Exempt Facs. Rev. Ref. Bonds (Constellation Energy Generation, LLC Project), Series 2023-A, 4.10% 4/1/2053 (put 4/3/2028)	10,000	10,183
County of Montgomery, Industrial Dev. Auth., Health Systems Rev. Bonds (Albert Einstein Healthcare Network Issue), Series 2015-A, 5.25% 1/15/2030 (preref. 1/15/2025)	1,000	1,029
County of Montgomery, Industrial Dev. Auth., Health Systems Rev. Bonds (Albert Einstein Healthcare Network Issue), Series 2015-A, 5.25% 1/15/2031 (preref. 1/15/2025)	5,000	5,143
County of Montgomery, Industrial Dev. Auth., Health Systems Rev. Bonds (Albert Einstein Healthcare Network Issue), Series 2015-A, 5.25% 1/15/2036 (preref. 1/15/2025)	2,500	2,571
County of Montgomery, Industrial Dev. Auth., Health Systems Rev. Bonds (Albert Einstein Healthcare Network Issue), Series 2015-A, 5.25% 1/15/2045 (preref. 1/15/2025)	5,580	5,740
County of Montgomery, Industrial Dev. Auth., Retirement Communities Rev. Bonds (ACTS Retirement - Life Communities, Inc. Obligated Group), Series 2016, 5.00% 11/15/2033	9,155	9,257
County of Montgomery, Industrial Dev. Auth., Retirement Communities Rev. Bonds (ACTS Retirement - Life Communities, Inc. Obligated Group), Series 2016, 5.00% 11/15/2036	19,000	19,010
County of Montgomery, Industrial Dev. Auth., Rev. Bonds (Foulkeways at Gwynedd Project), Series 2016, 5.00% 12/1/2046	1,325	1,257
County of Montgomery, Industrial Dev. Auth., Rev. Bonds (Lifespace Communities, Inc.), Series 2020-C, 5.00% 11/15/2045	1,990	1,890
County of Montgomery, Industrial Dev. Auth., Rev. Bonds (Waverly Heights, Ltd.), Series 2019, 4.00% 12/1/2024	100	100
County of Montgomery, Industrial Dev. Auth., Rev. Bonds (Waverly Heights, Ltd.), Series 2019, 5.00% 12/1/2044	850	865
County of Montgomery, Industrial Dev. Auth., Rev. Bonds (Waverly Heights, Ltd.), Series 2019, 5.00% 12/1/2049	3,595	3,641
County of Montour, Geisinger Auth. Health System Rev. Bonds, Series 2020-A, 4.00% 4/1/2039	20,090	19,889
County of Northampton, General Purpose Auth., Hospital Rev. Bonds (St. Luke's University Health Network Project), Series 2018-A, 5.00% 8/15/2043	1,000	1,023
County of Northampton, General Purpose Auth., Hospital Rev. Bonds (St. Luke's University Health Network Project), Series 2018-B, (1-month USD-LIBOR x 0.70 + 1.04%) 4.684% 8/15/2048 (put 8/15/2024) <sup>2,3</sup>	400	400
County of Northampton, General Purpose Auth., Hospital Rev. Bonds (St. Luke's University Health Network Project), Series 2018-A, 5.00% 8/15/2048	1,000	1,022
City of Philadelphia, Gas Works Rev. Bonds, Thirteenth Series, 5.00% 8/1/2028	2,000	2,055
City of Philadelphia, Gas Works Rev. Bonds, Thirteenth Series, 5.00% 8/1/2031	1,000	1,027
City of Philadelphia, Gas Works Rev. Bonds, Thirteenth Series, 5.00% 8/1/2032	2,000	2,050
City of Philadelphia, Gas Works Rev. Bonds, Thirteenth Series, 5.00% 8/1/2034	1,000	1,020
City of Philadelphia, Gas Works Rev. Ref. Bonds, Fourteenth Series, 5.00% 10/1/2031	1,500	1,562
City of Philadelphia, Gas Works Rev. Ref. Bonds, Fourteenth Series, 5.00% 10/1/2033	2,750	2,848
City of Philadelphia, Hospitals and Higher Education Facs. Auth., Hospital Rev. Bonds (Temple University Health System Obligated Group), Series 2017, 5.00% 7/1/2028	1,000	1,034
City of Philadelphia, Hospitals and Higher Education Facs. Auth., Rev. Bonds (Temple University Health System Obligated Group), Series 2022, Assured Guaranty Municipal insured, 5.00% 7/1/2035	1,955	2,153
City of Philadelphia, Hospitals and Higher Education Facs. Auth., Rev. Bonds (Temple University Health System Obligated Group), Series 2022, Assured Guaranty Municipal insured, 4.00% 7/1/2040	3,660	3,456
City of Philadelphia, Industrial Dev. Auth., Rev. Bonds (Temple University), Series 2016-1, 5.00% 4/1/2027	5,625	5,786
City of Philadelphia, Industrial Dev. Auth., Rev. Bonds (Temple University), Series 2016-1, 5.00% 4/1/2028	1,000	1,027
City of Philadelphia, Industrial Dev. Auth., Rev. Bonds (Temple University), Series 2016-1, 5.00% 4/1/2029	2,620	2,686
City of Philadelphia, Water and Wastewater Rev. and Rev. Ref. Bonds, Series 2020-A, 5.00% 11/1/2045	3,000	3,183
City of Philadelphia, Water and Wastewater Rev. Bonds, Series 2017-A, 5.00% 10/1/2034	3,915	4,216
City of Philadelphia, Water and Wastewater Rev. Bonds, Series 2017-A, 5.00% 10/1/2037	2,000	2,120
City of Philadelphia, Water and Wastewater Rev. Bonds, Series 2022-C, 5.00% 6/1/2042	1,000	1,075
City of Philadelphia, Water and Wastewater Rev. Bonds, Series 2017-A, 5.00% 10/1/2052	4,000	4,134
City of Philadelphia, Water and Wastewater Rev. Bonds, Series 2017-A, 5.25% 10/1/2052	3,000	3,129
City of Philadelphia, Water and Wastewater Rev. Ref. Bonds, Series 2017-B, 5.00% 11/1/2029	3,475	3,751
City of Philadelphia, Water and Wastewater Rev. Ref. Bonds, Series 2017-B, 5.00% 11/1/2031	3,560	3,843
Philadelphia School Dist., G.O. Bonds, Series 2016-F, 5.00% 9/1/2024	1,185	1,202
Philadelphia School Dist., G.O. Bonds, Series 2016-F, BAM Insured, 5.00% 9/1/2027	3,905	4,100
Philadelphia School Dist., G.O. Bonds, Series 2016-F, 5.00% 9/1/2027	500	523
Philadelphia School Dist., G.O. Bonds, Series 2016-F, BAM Insured, 5.00% 9/1/2027 (preref. 9/1/2026)	5	5
Philadelphia School Dist., G.O. Bonds, Series 2016-F, 5.00% 9/1/2028	11,000	11,515
Philadelphia School Dist., G.O. Bonds, Series 2016-F, 5.00% 9/1/2029	10,000	10,456
Philadelphia School Dist., G.O. Bonds, Series 2018-A, 5.00% 9/1/2029	1,250	1,352
Philadelphia School Dist., G.O. Bonds, Series 2016-F, 5.00% 9/1/2030	1,990	2,074

# The Tax-Exempt Bond Fund of America (continued)

Bonds, notes & other debt instruments (continued)	Principal amount (000)	Value (000)
<b>Pennsylvania (continued)</b>		
Philadelphia School Dist., G.O. Bonds, Series 2018-A, 5.00% 9/1/2031	USD1,600	\$ 1,729
Philadelphia School Dist., G.O. Bonds, Series 2018-A, 5.00% 9/1/2032	1,000	1,087
Philadelphia School Dist., G.O. Bonds, Series 2015-A, 5.00% 9/1/2035	1,400	1,431
Philadelphia School Dist., G.O. Bonds, Series 2018-A, 5.00% 9/1/2035	1,000	1,078
Philadelphia School Dist., G.O. Bonds, Series 2021-A, 5.00% 9/1/2035	6,320	7,043
Philadelphia School Dist., G.O. Bonds, Series 2019-A, 4.00% 9/1/2036	3,500	3,509
Philadelphia School Dist., G.O. Bonds, Series 2021-A, 4.00% 9/1/2036	5,270	5,298
Philadelphia School Dist., G.O. Bonds, Series 2019-A, 4.00% 9/1/2037	3,700	3,649
Philadelphia School Dist., G.O. Bonds, Series 2021-A, 4.00% 9/1/2037	3,765	3,733
Philadelphia School Dist., G.O. Bonds, Series 2018-A, 5.00% 9/1/2037	1,850	1,971
Philadelphia School Dist., G.O. Bonds, Series 2019-A, 4.00% 9/1/2038	4,270	4,164
Philadelphia School Dist., G.O. Bonds, Series 2018-A, Assured Guaranty Municipal insured, 5.00% 9/1/2038	1,000	1,058
Philadelphia School Dist., G.O. Bonds, Series 2019-A, 4.00% 9/1/2039	1,800	1,719
Philadelphia School Dist., G.O. Bonds, Series 2021-A, 4.00% 9/1/2046	12,500	11,934
Philadelphia School Dist., G.O. Rev. Ref. Bonds, Series 2020, 5.00% 9/1/2023	2,500	2,502
Philadelphia School Dist., G.O. Rev. Ref. Bonds, Series 2007-A, FGIC-National insured, 5.00% 6/1/2034	17,000	19,579
City of Pittsburgh, Water and Sewer Auth., Water and Sewer System Rev. Ref. Bonds, Series 2019-B, Assured Guaranty Municipal insured, 5.00% 9/1/2032	1,000	1,168
City of Pittsburgh, Water and Sewer Auth., Water and Sewer System Rev. Ref. Bonds, Series 2019-B, Assured Guaranty Municipal insured, 5.00% 9/1/2033	1,250	1,472
Public School Building Auth., School Lease Rev. Ref. Bonds (Philadelphia School Dist. Project), Series 2006-B, Assured Guaranty Municipal insured, 5.00% 6/1/2027	9,820	10,481
Public School Building Auth., School Lease Rev. Ref. Bonds (Philadelphia School Dist. Project), Series 2016-A, Assured Guaranty Municipal insured, 5.00% 6/1/2030	4,000	4,204
Public School Building Auth., School Lease Rev. Ref. Bonds (Philadelphia School Dist. Project), Series 2016-A, Assured Guaranty Municipal insured, 5.00% 6/1/2033	6,000	6,274
Reading School Dist., G.O. Bonds, Series 2017, Assured Guaranty Municipal insured, 5.00% 3/1/2037	1,750	1,845
Borough of Sayre, Health Care Facs. Auth., Rev. Bonds (Guthrie Health Issue), Series 2007, (3-month USD-LIBOR + 0.78%) 4.462% 12/1/2024 <sup>2,3</sup>	5,885	5,884
Borough of Sayre, Health Care Facs. Auth., Rev. Bonds (Guthrie Health Issue), Series 2007, (3-month USD-LIBOR + 0.83%) 4.512% 12/1/2031 <sup>2,3</sup>	2,005	1,927
Scranton School Dist., G.O. Bonds, Series 2017-E, BAM insured, 5.00% 12/1/2032	1,000	1,086
Scranton School Dist., G.O. Bonds, Series 2017-E, BAM insured, 5.00% 12/1/2033	800	868
Township of West Cornwall, Municipal Auth., Healthcare Facs. Rev. Bonds (Lebanon Valley Brethren Home Project), Series 2021-A, 4.00% 11/15/2046	525	401
Turnpike Commission, Turnpike Rev. Bonds, Series 2017-A-1, 5.00% 12/1/2032	1,000	1,079
Turnpike Commission, Turnpike Rev. Bonds, Series 2017-B-2, Assured Guaranty Municipal insured, 5.00% 6/1/2033	11,200	11,986
Turnpike Commission, Turnpike Rev. Bonds, Series 2017-A-1, 5.00% 12/1/2033	1,500	1,616
Turnpike Commission, Turnpike Rev. Bonds, Series 2022-A, 5.00% 12/1/2033	4,780	5,562
Turnpike Commission, Turnpike Rev. Bonds, Series 2017-B-2, Assured Guaranty Municipal insured, 5.00% 6/1/2034	6,995	7,495
Turnpike Commission, Turnpike Rev. Bonds, Series 2016-A-1, 5.00% 12/1/2034	2,000	2,099
Turnpike Commission, Turnpike Rev. Bonds, Series 2016-A-1, 5.00% 12/1/2035	3,500	3,662
Turnpike Commission, Turnpike Rev. Bonds, Series 2016-A-1, 5.00% 12/1/2036	3,250	3,387
Turnpike Commission, Turnpike Rev. Bonds, Series 2021-B, 4.00% 12/1/2039	3,410	3,451
Turnpike Commission, Turnpike Rev. Bonds, Series 2021-C, 4.00% 12/1/2039	1,200	1,214
Turnpike Commission, Turnpike Rev. Bonds, Series 2014-C, 5.00% 12/1/2039	6,000	6,114
Turnpike Commission, Turnpike Rev. Bonds, Series 2021-B, 4.00% 12/1/2040	4,000	4,018
Turnpike Commission, Turnpike Rev. Bonds, Series 2020-B, 5.00% 12/1/2040	1,000	1,078
Turnpike Commission, Turnpike Rev. Bonds, Series 2021-B, 4.00% 12/1/2041	2,175	2,178
Turnpike Commission, Turnpike Rev. Bonds, Series 2016-A-1, 5.00% 12/1/2041	9,530	9,846
Turnpike Commission, Turnpike Rev. Bonds, Series 2021-B, 4.00% 12/1/2042	3,125	3,108
Turnpike Commission, Turnpike Rev. Bonds, Series 2021-C, 4.00% 12/1/2042	1,550	1,549
Turnpike Commission, Turnpike Rev. Bonds, Series 2017-A-1, 5.00% 12/1/2042	6,500	6,809
Turnpike Commission, Turnpike Rev. Bonds, Series 2021-A, 4.00% 12/1/2043	1,660	1,628
Turnpike Commission, Turnpike Rev. Bonds, Series 2021-B, 4.00% 12/1/2043	8,140	8,100
Turnpike Commission, Turnpike Rev. Bonds, Series 2021-C, 4.00% 12/1/2043	2,735	2,697
Turnpike Commission, Turnpike Rev. Bonds, Series 2021-A, 4.00% 12/1/2044	2,075	2,047
Turnpike Commission, Turnpike Rev. Bonds, Series 2019-A, 5.00% 12/1/2044	22,450	23,861
Turnpike Commission, Turnpike Rev. Bonds, Series 2019-A, 5.00% 12/1/2044	4,000	4,172
Turnpike Commission, Turnpike Rev. Bonds, Series 2021-A, 4.00% 12/1/2046	2,000	1,947
Turnpike Commission, Turnpike Rev. Bonds, Series 2016-A-1, 5.00% 12/1/2046	20,960	21,554

# The Tax-Exempt Bond Fund of America (continued)

Bonds, notes & other debt instruments (continued)	Principal amount (000)	Value (000)
<b>Pennsylvania (continued)</b>		
Turnpike Commission, Turnpike Rev. Bonds, Series 2021-B, 5.00% 12/1/2046	USD11,000	\$ 11,718
Turnpike Commission, Turnpike Rev. Bonds, Series 2021-C, 5.00% 12/1/2046	4,250	4,542
Turnpike Commission, Turnpike Rev. Bonds, Series 2017-A-1, 5.00% 12/1/2047	12,220	12,723
Turnpike Commission, Turnpike Rev. Bonds, Series 2019-A, 5.00% 12/1/2049	28,265	29,835
Turnpike Commission, Turnpike Rev. Bonds, Series 2021-A, 4.00% 12/1/2050	9,000	8,619
Turnpike Commission, Turnpike Rev. Bonds, Series 2021-B, 3.00% 12/1/2051	7,490	5,503
Turnpike Commission, Turnpike Rev. Bonds, Series 2021-C, 3.00% 12/1/2051	3,320	2,486
Turnpike Commission, Turnpike Rev. Bonds, Series 2021-B, 4.00% 12/1/2051	5,000	4,700
Turnpike Commission, Turnpike Rev. Bonds, Series 2021-C, 4.00% 12/1/2051	6,350	6,059
Turnpike Commission, Turnpike Rev. Ref. Bonds, Series 2016-2, 5.00% 6/1/2025	5,690	5,852
County of Westmoreland, Municipal Auth., Municipal Service Rev. Bonds, Series 2016, BAM insured, 5.00% 8/15/2042	5,000	5,070
County of York, Industrial Dev. Auth., Pollution Control Rev. Ref. Bonds (Philadelphia Electric Co. Project), Series 1993-A, 4.10% 6/1/2036 (put 4/3/2028)	6,640	6,640
		<u>905,846</u>
<b>Puerto Rico 0.71%</b>		
Aqueduct and Sewer Auth., Rev. Ref. Bonds, Series 2021-A, 5.00% 7/1/2033 <sup>1</sup>	415	425
Aqueduct and Sewer Auth., Rev. Ref. Bonds, Series 2022-A, 5.00% 7/1/2033 <sup>1</sup>	2,580	2,643
Aqueduct and Sewer Auth., Rev. Ref. Bonds, Series 2020-A, 5.00% 7/1/2035 <sup>1</sup>	7,145	7,245
Aqueduct and Sewer Auth., Rev. Ref. Bonds, Series 2021-B, 5.00% 7/1/2037 <sup>1</sup>	1,855	1,869
Aqueduct and Sewer Auth., Rev. Ref. Bonds, Series 2022-A, 5.00% 7/1/2037 <sup>1</sup>	3,155	3,182
Aqueduct and Sewer Auth., Rev. Ref. Bonds, Series 2021-B, 4.00% 7/1/2042 <sup>1</sup>	10,460	9,225
Aqueduct and Sewer Auth., Rev. Ref. Bonds, Series 2022-A, 4.00% 7/1/2042 <sup>1</sup>	9,020	7,955
Electric Power Auth., Power Rev. Ref. Bonds, Series 2007-UU, Assured Guaranty Municipal insured, (3-month USD-LIBOR x 0.67 + 0.52%) 4.227% 7/1/2029 <sup>2,3</sup>	25,530	23,821
G.O. Restructured Bonds, Series 2022-A-1, 4.00% 7/1/2046	2,500	2,089
Industrial, Tourist, Educational, Medical and Environmental Control Facs. Fncg. Auth., Higher Education Rev. and Rev. Ref. Bonds (Inter American University of Puerto Rico Project), Series 2012, 5.00% 10/1/2031	1,390	1,392
Industrial, Tourist, Educational, Medical and Environmental Control Facs. Fncg. Auth., Higher Education Rev. and Rev. Ref. Bonds (University of the Sacred Heart Project), Series 2012, 4.00% 10/1/2025	990	990
Industrial, Tourist, Educational, Medical and Environmental Control Facs. Fncg. Auth., Higher Education Rev. and Rev. Ref. Bonds (University of the Sacred Heart Project), Series 2012, 4.375% 10/1/2031	1,870	1,872
Industrial, Tourist, Educational, Medical and Environmental Control Facs. Fncg. Auth., Higher Education Rev. Bonds (Inter American University of Puerto Rico Project), Series 2004, National insured, 4.50% 10/1/2029	1,280	1,282
Industrial, Tourist, Educational, Medical and Environmental Control Facs. Fncg. Auth., Higher Education Rev. Bonds (Inter American University of Puerto Rico Project), Series 2019, 5.00% 10/1/2029	2,100	2,323
Industrial, Tourist, Educational, Medical and Environmental Control Facs. Fncg. Auth., Higher Education Rev. Bonds (Inter American University of Puerto Rico Project), Series 2019, 5.00% 10/1/2039	2,400	2,569
Public Fin. Corp., Commonwealth Appropriation Bonds, Series 2001-E, 6.00% 8/1/2026 (escrowed to maturity)	3,840	4,143
Public Fin. Corp., Commonwealth Appropriation Bonds, Series 2001-E, 6.00% 8/1/2026 (escrowed to maturity)	45	49
Sales Tax Fncg. Corp., Sales Tax Rev. Bonds, Capital Appreciation Bonds, Series 2007-A, Class 2, AMBAC insured, 0% 8/1/2047 <sup>3</sup>	5,690	1,630
Sales Tax Fncg. Corp., Sales Tax Rev. Bonds, Capital Appreciation Bonds, Series 2007-A, Class 2, AMBAC insured, 0% 8/1/2054 <sup>3</sup>	9,298	1,986
Sales Tax Fncg. Corp., Sales Tax Rev. Restructured Bonds, Series 2019-A-2, 4.329% 7/1/2040	13,358	12,608
Sales Tax Fncg. Corp., Sales Tax Rev. Restructured Bonds, Series 2018-B-1, 0% 7/1/2046	15,000	4,184
Sales Tax Fncg. Corp., Sales Tax Rev. Restructured Bonds, Series 2019-A-2, 4.784% 7/1/2058	2,000	1,888
Sales Tax Fncg. Corp., Sales Tax Rev. Restructured Bonds, Series 2018-A-1, 5.00% 7/1/2058	10,861	10,598
Sales Tax Fncg. Corp., Sales Tax Rev. Restructured Bonds, Capital Appreciation Bonds, Series 2018-A-1, 0% 7/1/2024	57	55
Sales Tax Fncg. Corp., Sales Tax Rev. Restructured Bonds, Capital Appreciation Bonds, Series 2018-A-1, 0% 7/1/2029	243	190
Sales Tax Fncg. Corp., Sales Tax Rev. Restructured Bonds, Capital Appreciation Bonds, Series 2018-A-1, 0% 7/1/2031	314	224
Sales Tax Fncg. Corp., Sales Tax Rev. Restructured Bonds, Capital Appreciation Bonds, Series 2018-A-1, 0% 7/1/2046	189,583	54,315



# The Tax-Exempt Bond Fund of America (continued)

Bonds, notes & other debt instruments (continued)	Principal amount (000)	Value (000)
<b>Puerto Rico (continued)</b>		
Sales Tax Fncg. Corp., Sales Tax Rev. Restructured Bonds, Capital Appreciation Bonds, Series 2018-A-1, 0% 7/1/2051	USD5,000	\$ 1,068
University of Puerto Rico, University System Rev. Ref. Bonds, Series 2006-P, 5.00% 6/1/2026	1,250	1,229
University of Puerto Rico, University System Rev. Ref. Bonds, Series 2006-P, 5.00% 6/1/2030	5	5
		<u>163,054</u>
<b>Rhode Island 0.30%</b>		
Commerce Corp., Airport Rev. Bonds, Series 2016-D, 5.00% 7/1/2032	640	669
Commerce Corp., Airport Rev. Bonds, Series 2016-D, 5.00% 7/1/2034	1,505	1,574
Commerce Corp., Airport Rev. Bonds, Series 2016-D, 5.00% 7/1/2036	500	519
Commerce Corp., Airport Rev. Bonds, Series 2016-D, 5.00% 7/1/2037	250	259
Commerce Corp., Airport Rev. Bonds, Series 2016-D, 5.00% 7/1/2041	2,130	2,181
Commerce Corp., Airport Rev. Bonds, Series 2016-D, 5.00% 7/1/2046	10,010	10,202
Commerce Corp., Grant Anticipation Rev. Ref. Bonds (Dept. of Transportation), Series 2016-A, 5.00% 6/15/2024	2,250	2,280
Health and Educational Building Corp., Educational Institution Rev. Bonds (St. George's School Issue), Series 2021, 4.00% 10/1/2046	1,365	1,334
Health and Educational Building Corp., Educational Institution Rev. Bonds (St. George's School Issue), Series 2021, 4.00% 10/1/2051	3,865	3,674
Health and Educational Building Corp., Hospital Fncg. Rev. Ref. Bonds (Lifespan Obligated Group Issue), Series 2016, 5.00% 5/15/2025	5,500	5,571
Health and Educational Building Corp., Providence Public Schools Rev. Bond Fncg. Program, Rev. Ref. Bonds (Providence Public Buildings Auth. Issue), Series 2015, Assured Guaranty Municipal insured, 5.00% 5/15/2026	4,000	4,116
Housing and Mortgage Fin. Corp., Homeownership Opportunity Bonds, Series 69-B, 4.00% 10/1/2048	4,725	4,688
Housing and Mortgage Fin. Corp., Homeownership Opportunity Bonds, Series 74, 3.00% 4/1/2049	7,800	7,534
Housing and Mortgage Fin. Corp., Homeownership Opportunity Bonds, Series 71, 3.75% 10/1/2049	6,920	6,818
Housing and Mortgage Fin. Corp., Homeownership Opportunity Bonds, Series 70, 4.00% 10/1/2049	3,540	3,512
Housing and Mortgage Fin. Corp., Homeownership Opportunity Bonds, Series 75-A, 3.00% 10/1/2051	11,040	10,610
Housing and Mortgage Fin. Corp., Homeownership Opportunity Bonds, Series 76-A, 3.00% 10/1/2051	2,475	2,373
		<u>67,914</u>
<b>South Carolina 1.63%</b>		
City of Columbia, Housing Auth., Multi Family Housing Rev. Bonds (Colonel Bluffs Apartments Project), Series 2022-B, 1.25% 8/1/2025 (put 8/1/2024)	1,760	1,708
Connector 2000 Assn., Inc., Toll Road Rev. Bonds, Capital Appreciation Bonds, Series 2011-A-1, 0% 1/1/2042	2,471	626
Housing Fin. and Dev. Auth., Mortgage Rev. Bonds, Series 2020-A, 2.65% 7/1/2035	1,110	941
Housing Fin. and Dev. Auth., Mortgage Rev. Bonds, Series 2017-B, 4.00% 7/1/2047	645	640
Housing Fin. and Dev. Auth., Mortgage Rev. Bonds, Series 2018-A, 4.50% 7/1/2048	850	851
Housing Fin. and Dev. Auth., Mortgage Rev. Bonds, Series 2019-B, 3.75% 1/1/2050	9,870	9,716
Housing Fin. and Dev. Auth., Mortgage Rev. Bonds, Series 2020-A, 4.00% 7/1/2050	945	937
Housing Fin. and Dev. Auth., Mortgage Rev. Bonds, Series 2021-A, 3.00% 1/1/2052	4,960	4,764
Housing Fin. and Dev. Auth., Mortgage Rev. Bonds, Series 2022-A, 4.00% 1/1/2052	5,450	5,417
Housing Fin. and Dev. Auth., Mortgage Rev. Ref. Bonds, Series 2016-A, 4.00% 7/1/2036	1,570	1,558
Housing Fin. and Dev. Auth., Mortgage Rev. Ref. Bonds, Series 2014-A-1, 4.00% 7/1/2041	180	179
Housing Fin. and Dev. Auth., Multi Family Housing Rev. Bonds (James Lewis, Jr. Eastside Apartments), Series 2021-B, 0.30% 9/1/2024 (put 3/1/2024)	2,585	2,519
Housing Fin. and Dev. Auth., Multi Family Housing Rev. Bonds (The Sullivan), Series 2021-B, 0.34% 4/1/2025 (put 4/1/2024)	2,260	2,194
Housing Fin. and Dev. Auth., Multi Family Housing Rev. Bonds (Villages at Congaree Pointe Project), Series 2021-B, 1.25% 6/1/2025 (put 6/1/2024)	3,700	3,608
Jobs-Econ. Dev. Auth., Econ. Dev. Rev. Bonds (Bishop Gadsden Episcopal Retirement Community), Series 2019-A, 4.00% 4/1/2034	605	547
Jobs-Econ. Dev. Auth., Econ. Dev. Rev. Bonds (Bishop Gadsden Episcopal Retirement Community), Series 2019-A, 5.00% 4/1/2044	1,280	1,155
Jobs-Econ. Dev. Auth., Econ. Dev. Rev. Bonds (Bishop Gadsden Episcopal Retirement Community), Series 2019-A, 4.00% 4/1/2049	620	444
Jobs-Econ. Dev. Auth., Econ. Dev. Rev. Bonds (Bishop Gadsden Episcopal Retirement Community), Series 2019-A, 5.00% 4/1/2049	4,030	3,515
Jobs-Econ. Dev. Auth., Econ. Dev. Rev. Bonds (Bishop Gadsden Episcopal Retirement Community), Series 2019-A, 4.00% 4/1/2054	1,165	793



# The Tax-Exempt Bond Fund of America (continued)

Bonds, notes & other debt instruments (continued)	Principal amount (000)	Value (000)
<b>South Carolina (continued)</b>		
Jobs-Econ. Dev. Auth., Econ. Dev. Rev. Bonds (Bishop Gadsden Episcopal Retirement Community), Series 2019-A, 5.00% 4/1/2054	USD3,500	\$ 2,977
Jobs-Econ. Dev. Auth., Econ. Dev. Rev. Bonds (Custodial Receipts), Series 2018, 5.00% 8/15/2036 (preref. 8/15/2026) <sup>1,4</sup>	12,100	12,841
Jobs-Econ. Dev. Auth., Health Facs. Rev. Ref. Bonds (Wesley Commons), Series 2016, 5.00% 10/1/2026 <sup>1</sup>	1,145	1,137
Jobs-Econ. Dev. Auth., Health Facs. Rev. Ref. Bonds (Wesley Commons), Series 2016, 5.00% 10/1/2036 <sup>1</sup>	2,500	2,322
Jobs-Econ. Dev. Auth., Lease Rev. Bonds (SPE Fayssoux Properties, LLC Project), Series 2016-A, 5.25% 8/15/2033	1,450	1,507
Jobs-Econ. Dev. Auth., Retirement Community Rev. Bonds (ACTS Retirement - Life Communities, Inc. Obligated Group), Series 2018-C, 5.00% 11/15/2047	1,090	1,034
City of Myrtle Beach, Tax Increment Rev. Ref. Bonds (Myrtle Beach Air Force Base Redev. Project Area), Series 2016, 5.00% 10/1/2028	1,210	1,267
Patriots Energy Group Fncg. Agcy., Gas Supply Rev. Bonds, Series 2018-A, 4.00% 10/1/2048 (put 2/1/2024)	11,000	11,010
Public Service Auth., Improvement Rev. Obligations, Series 2021-B, 5.00% 12/1/2040	10,595	11,159
Public Service Auth., Improvement Rev. Obligations, Series 2021-B, 4.00% 12/1/2041	5,640	5,446
Public Service Auth., Improvement Rev. Obligations, Series 2021-B, 4.00% 12/1/2042	6,840	6,538
Public Service Auth., Improvement Rev. Obligations, Series 2021-B, 5.00% 12/1/2043	7,750	8,091
Public Service Auth., Improvement Rev. Obligations, Series 2021-B, 5.00% 12/1/2051	6,890	7,097
Public Service Auth., Rev. Obligations (Santee Cooper), Series 2016-B, 5.00% 12/1/2034	900	932
Public Service Auth., Rev. Obligations (Santee Cooper), Series 2016-A, 5.00% 12/1/2035	6,965	7,154
Public Service Auth., Rev. Obligations (Santee Cooper), Series 2016-B, 5.00% 12/1/2035	1,090	1,124
Public Service Auth., Rev. Obligations (Santee Cooper), Series 2016-A, 5.00% 12/1/2036	13,800	14,123
Public Service Auth., Rev. Obligations (Santee Cooper), Series 2016-B, 5.00% 12/1/2036	1,885	1,936
Public Service Auth., Rev. Obligations (Santee Cooper), Series 2016-B, 5.00% 12/1/2037	500	512
Public Service Auth., Rev. Obligations (Santee Cooper), Series 2016-B, 5.00% 12/1/2041	15,000	15,256
Public Service Auth., Rev. Obligations (Santee Cooper), Series 2021-B, 4.00% 12/1/2047	3,570	3,320
Public Service Auth., Rev. Obligations (Santee Cooper), Series 2016-B, 5.00% 12/1/2056	2,930	2,946
Public Service Auth., Rev. Ref. Obligations (Santee Cooper), Series 2015-A, 5.00% 12/1/2026	820	842
Public Service Auth., Rev. Ref. Obligations (Santee Cooper), Series 2015-A, 5.00% 12/1/2028	4,495	4,596
Public Service Auth., Rev. Ref. Obligations (Santee Cooper), Series 2016-C, 5.00% 12/1/2028	2,730	2,844
Public Service Auth., Rev. Ref. Obligations (Santee Cooper), Series 2015-A, 5.00% 12/1/2029	100	102
Public Service Auth., Rev. Ref. Obligations (Santee Cooper), Series 2016-A, 5.00% 12/1/2029	2,395	2,480
Public Service Auth., Rev. Ref. Obligations (Santee Cooper), Series 2016-C, 5.00% 12/1/2030	3,010	3,132
Public Service Auth., Rev. Ref. Obligations (Santee Cooper), Series 2016-A, 5.00% 12/1/2031	2,620	2,707
Public Service Auth., Rev. Ref. Obligations (Santee Cooper), Series 2015-A, 5.00% 12/1/2034	5,960	6,142
Public Service Auth., Rev. Ref. Obligations (Santee Cooper), Series 2016-C, 5.00% 12/1/2034	3,625	3,754
Public Service Auth., Rev. Ref. Obligations (Santee Cooper), Series 2016-C, 5.00% 12/1/2035	4,270	4,405
Public Service Auth., Rev. Ref. Obligations (Santee Cooper), Series 2022-A, 4.00% 12/1/2038	5,195	5,151
Public Service Auth., Rev. Ref. Obligations (Santee Cooper), Series 2022-A, 4.00% 12/1/2042	5,000	4,792
Public Service Auth., Rev. Ref. Obligations (Santee Cooper), Series 2014-C, 4.00% 12/1/2045	470	445
Public Service Auth., Rev. Ref. Obligations (Santee Cooper), Series 2022-A, 4.00% 12/1/2047	75,000	69,752
Public Service Auth., Rev. Ref. Obligations (Santee Cooper), Series 2022-A, 4.00% 12/1/2052	37,000	33,642
Public Service Auth., Rev. Ref. Obligations (Santee Cooper), Series 2022-A, 4.00% 12/1/2055	32,260	29,165
Public Service Auth., Rev. Ref. Obligations (Santee Cooper), Series 2022-B, 4.00% 12/1/2055	14,997	13,558
Public Service Auth., Rev. Ref. Obligations (Santee Cooper), Series 2022-B, 4.00% 12/1/2055	11,906	10,764
City of Spartanburg, Housing Auth., Multi Family Housing Rev. Bonds (Hickory Heights and Oakland Apartments Project), Series 2021, 0.29% 10/1/2024 (put 10/1/2023)	2,780	2,759
University of South Carolina, Athletic Facs. Improvement and Rev. Ref. Bonds, Series 2022-A, 4.00% 5/1/2047	1,540	1,522
University of South Carolina, Athletic Facs. Improvement and Rev. Ref. Bonds, Series 2022-A, 5.00% 5/1/2052	2,030	2,173
University of South Carolina, Higher Education Rev. Bonds (Campus Village Project), Series 2021-A, 5.00% 5/1/2040	6,740	7,385
		<u>373,953</u>
<b>South Dakota 0.33%</b>		
Health and Educational Facs. Auth., Rev. Bonds (Sanford), Series 2014-B, 5.00% 11/1/2025	600	609
Health and Educational Facs. Auth., Rev. Bonds (Sanford), Series 2014-B, 5.00% 11/1/2026	700	711
Health and Educational Facs. Auth., Rev. Bonds (Sanford), Series 2014-A, 4.00% 11/1/2034	7,350	7,356
Health and Educational Facs. Auth., Rev. Bonds (Sanford), Series 2014-B, 5.00% 11/1/2034	6,635	6,687
Health and Educational Facs. Auth., Rev. Bonds (Sanford), Series 2015, 4.00% 11/1/2040	1,750	1,715
Housing Dev. Auth., Homeownership Mortgage Bonds, Series 2014-E, 4.00% 5/1/2044	330	329
Housing Dev. Auth., Homeownership Mortgage Bonds, Series 2015-D, 4.00% 11/1/2045	1,580	1,572
Housing Dev. Auth., Homeownership Mortgage Bonds, Series 2016-B, 3.50% 11/1/2046	2,355	2,329
Housing Dev. Auth., Homeownership Mortgage Bonds, Series 2016-D, 3.50% 11/1/2046	3,395	3,355

# The Tax-Exempt Bond Fund of America (continued)

Bonds, notes & other debt instruments (continued)	Principal amount (000)	Value (000)
<b>South Dakota (continued)</b>		
Housing Dev. Auth., Homeownership Mortgage Bonds, Series 2017-D, 4.00% 11/1/2047	USD5,135	\$ 5,098
Housing Dev. Auth., Homeownership Mortgage Bonds, Series 2018-A, 4.00% 11/1/2048	9,375	9,304
Housing Dev. Auth., Homeownership Mortgage Bonds, Series 2018-B, 4.50% 11/1/2048	4,515	4,526
Housing Dev. Auth., Homeownership Mortgage Bonds, Series 2019-B, 4.00% 5/1/2049	4,155	4,122
Housing Dev. Auth., Homeownership Mortgage Bonds, Series 2020-A, 3.75% 11/1/2050	7,125	7,018
Housing Dev. Auth., Homeownership Mortgage Bonds, Series 2020-C, 3.50% 5/1/2051	7,220	7,060
Housing Dev. Auth., Homeownership Mortgage Bonds, Series 2021-B, 3.00% 11/1/2051	7,265	6,981
Housing Dev. Auth., Homeownership Mortgage Bonds, Series 2022-C, 5.00% 5/1/2053	595	612
Housing Dev. Auth., Homeownership Mortgage Bonds, Series 2023-A, 6.00% 5/1/2054	5,745	6,187
		<u>75,571</u>
<b>Tennessee 0.91%</b>		
Chattanooga-Hamilton County Hospital Auth., Hospital Rev. Ref. Bonds (Erlanger Health System), Series 2014-A, 5.00% 10/1/2034	150	152
Chattanooga-Hamilton County Hospital Auth., Hospital Rev. Ref. Bonds (Erlanger Health System), Series 2014, 5.00% 10/1/2039	4,420	4,439
Town of Greeneville, Health and Educational Facs. Board, Hospital Rev. Bonds (Ballad Health), Series 2018-A, 5.00% 7/1/2035	3,425	3,608
Town of Greeneville, Health and Educational Facs. Board, Hospital Rev. Bonds (Ballad Health), Series 2018-A, 4.00% 7/1/2040	6,000	5,796
Housing Dev. Agcy., Homeownership Program Bonds, Series 2015-A, 3.50% 7/1/2045	2,135	2,105
Housing Dev. Agcy., Residential Fin. Program Bonds, Series 2017-1, 4.00% 7/1/2042	335	332
Housing Dev. Agcy., Residential Fin. Program Bonds, Series 2018-1, 4.00% 1/1/2043	3,260	3,234
Housing Dev. Agcy., Residential Fin. Program Bonds, Series 2014-2-C, 4.00% 1/1/2045	345	344
Housing Dev. Agcy., Residential Fin. Program Bonds, Series 2014-2-A, 4.00% 7/1/2045	365	363
Housing Dev. Agcy., Residential Fin. Program Bonds, Series 2015-2-A, 4.00% 1/1/2046	555	552
Housing Dev. Agcy., Residential Fin. Program Bonds, Series 2016-1-B, 3.50% 1/1/2047	365	360
Housing Dev. Agcy., Residential Fin. Program Bonds, Series 2017-3, 3.50% 1/1/2048	2,855	2,810
Housing Dev. Agcy., Residential Fin. Program Bonds, Series 2019-2, 4.00% 1/1/2048	12,445	12,343
Housing Dev. Agcy., Residential Fin. Program Bonds, Series 2018-2, 4.00% 1/1/2049	5,920	5,873
Housing Dev. Agcy., Residential Fin. Program Bonds, Series 2018-3, 4.25% 7/1/2049	4,705	4,685
Housing Dev. Agcy., Residential Fin. Program Bonds, Series 2019-4, 3.50% 1/1/2050	17,860	17,440
Housing Dev. Agcy., Residential Fin. Program Bonds, Series 2019-1, 4.25% 1/1/2050	4,315	4,304
Housing Dev. Agcy., Residential Fin. Program Bonds, Series 2020-1-A, 3.50% 7/1/2050	2,375	2,320
Housing Dev. Agcy., Residential Fin. Program Bonds, Series 2021-1, 3.00% 7/1/2051	3,330	3,208
Housing Dev. Agcy., Residential Fin. Program Bonds, Series 2021-2, 3.00% 1/1/2052	16,570	15,921
Housing Dev. Agcy., Residential Fin. Program Bonds, Series 2022-1, 3.75% 7/1/2052	2,895	2,850
Housing Dev. Agcy., Residential Fin. Program Bonds, Series 2022-2, 5.00% 1/1/2053	475	489
Housing Dev. Agcy., Residential Fin. Program Bonds, Series 2023-2-A, 5.75% 1/1/2054	12,350	13,270
City of Memphis, Sanitary Sewage System Rev. Ref. Bonds, Series 2020-B, 5.00% 10/1/2045	1,000	1,085
Metropolitan Government of Nashville and Davidson County, Health and Educational Facs. Board, Rev. Bonds (Vanderbilt University Medical Center), Series 2021-A, 5.00% 7/1/2031	3,350	3,729
Metropolitan Government of Nashville and Davidson County, Water & Sewer Rev. Bonds, Series 2017-B, 5.00% 7/1/2042	5,000	5,250
Metropolitan Government of Nashville and Davidson County, Water & Sewer Rev. Bonds, Series 2017-B, 5.00% 7/1/2046	5,000	5,227
Metropolitan Government of Nashville and Davidson County, Water & Sewer Rev. Green Bonds, Series 2017-A, 5.00% 7/1/2046	4,000	4,182
Metropolitan Nashville Airport Auth., Airport Rev. Bonds, Series 2019-A, 5.00% 7/1/2044	8,000	8,549
Metropolitan Nashville Airport Auth., Airport Rev. Bonds, Series 2019-A, 4.00% 7/1/2054	5,000	4,712
Tennessee Energy Acquisition Corp., Commodity Project Rev. Bonds, Series 2021-A, 5.00% 5/1/2052 (put 11/1/2031)	29,445	30,535
Tennessee Energy Acquisition Corp., Gas Project Rev. Bonds, Series 2006-C, 5.00% 2/1/2027	1,890	1,902
Tennessee Energy Acquisition Corp., Gas Project Rev. Bonds, Series 2018, 4.00% 11/1/2049 <sup>3</sup>	8,000	7,958
Tennessee Energy Acquisition Corp., Gas Project Rev. Bonds, Series 2023-A-1, 5.00% 5/1/2053 (put 5/1/2028)	27,865	28,716
		<u>208,643</u>

# The Tax-Exempt Bond Fund of America (continued)

Bonds, notes & other debt instruments (continued)	Principal amount (000)	Value (000)
<b>Texas 9.33%</b>		
Affordable Housing Corp., Single Family Mortgage Rev. Bonds, Series 2023-A, 5.50% 9/1/2053	USD6,000	\$ 6,342
Affordable Housing Corp., Single Family Mortgage Rev. Bonds (Texas Heroes Home Loan Program), Series 2019-A, 4.25% 3/1/2049	1,115	1,112
Alamo Community College Dist., Limited Tax Bonds, Series 2021, 4.00% 8/15/2036	3,000	3,092
Aledo Independent School Dist., Unlimited Tax Rev. Ref. Bonds, Series 2016, 5.00% 2/15/2036	1,000	1,040
Aledo Independent School Dist., Unlimited Tax School Building Bonds, Series 2015-A, 5.00% 2/15/2036 (preref. 2/15/2025)	1,845	1,896
Aledo Independent School Dist., Unlimited Tax School Building Bonds, Series 2015-A, 5.00% 2/15/2038 (preref. 2/15/2025)	2,055	2,111
Alvarado Independent School Dist., Unlimited Tax School Building Bonds, Series 2013, 5.00% 2/15/2043 (preref. 8/15/2023)	3,235	3,237
Arlington Higher Education Fin. Corp., Education Rev. and Rev. Ref. Bonds (Harmony Public Schools), Series 2017-A, 5.00% 2/15/2027	1,210	1,286
Arlington Higher Education Fin. Corp., Education Rev. and Rev. Ref. Bonds (Harmony Public Schools), Series 2017-A, 5.00% 2/15/2042	2,000	2,067
Arlington Higher Education Fin. Corp., Education Rev. and Rev. Ref. Bonds (Uplift Education), Series 2017-A, 5.00% 12/1/2034	650	690
Arlington Higher Education Fin. Corp., Education Rev. and Rev. Ref. Bonds (Uplift Education), Series 2017-A, 5.00% 12/1/2036	915	961
Arlington Higher Education Fin. Corp., Education Rev. and Rev. Ref. Bonds (Uplift Education), Series 2017-A, 5.00% 12/1/2037	1,445	1,510
Arlington Higher Education Fin. Corp., Education Rev. and Rev. Ref. Bonds (Uplift Education), Series 2017-A, 5.00% 12/1/2047	2,625	2,706
Arlington Higher Education Fin. Corp., Education Rev. Bonds (Great Hearts America - Texas), Series 2019-A, 5.00% 8/15/2023	150	150
Arlington Higher Education Fin. Corp., Education Rev. Bonds (Great Hearts America - Texas), Series 2019-A, 5.00% 8/15/2024	185	188
Arlington Higher Education Fin. Corp., Education Rev. Bonds (Great Hearts America - Texas), Series 2019-A, 5.00% 8/15/2025	195	201
Arlington Higher Education Fin. Corp., Education Rev. Bonds (Great Hearts America - Texas), Series 2019-A, 4.00% 8/15/2034	330	337
Arlington Higher Education Fin. Corp., Education Rev. Bonds (Great Hearts America - Texas), Series 2019-A, 4.00% 8/15/2035	1,000	1,014
Arlington Higher Education Fin. Corp., Education Rev. Bonds (Great Hearts America - Texas), Series 2019-A, 4.00% 8/15/2036	385	387
Arlington Higher Education Fin. Corp., Education Rev. Bonds (Great Hearts America - Texas), Series 2019-A, 4.00% 8/15/2038	900	889
Arlington Higher Education Fin. Corp., Education Rev. Bonds (Great Hearts America - Texas), Series 2019-A, 4.00% 8/15/2039	470	461
Arlington Higher Education Fin. Corp., Education Rev. Bonds (Lifeschool of Dallas), Series 2014-A, 5.00% 8/15/2026 (preref. 8/15/2024)	1,005	1,021
Arlington Higher Education Fin. Corp., Education Rev. Bonds (Responsive Education Solutions), Series 2021-A, 3.00% 8/15/2032	1,000	956
Arlington Higher Education Fin. Corp., Education Rev. Bonds (Responsive Education Solutions), Series 2021-A, 4.00% 8/15/2034	1,000	1,029
Arlington Higher Education Fin. Corp., Education Rev. Bonds (Responsive Education Solutions), Series 2021-A, 4.00% 8/15/2035	1,000	1,018
Arlington Higher Education Fin. Corp., Education Rev. Bonds (Responsive Education Solutions), Series 2021-A, 4.00% 8/15/2037	1,000	996
Arlington Higher Education Fin. Corp., Education Rev. Bonds (Responsive Education Solutions), Series 2021-A, 3.00% 8/15/2051	9,545	6,851
Arlington Higher Education Fin. Corp., Education Rev. Bonds (Riverwalk Education Foundation, Inc.), Series 2019, 5.00% 8/15/2023	325	325
Arlington Higher Education Fin. Corp., Education Rev. Bonds (Riverwalk Education Foundation, Inc.), Series 2019, 5.00% 8/15/2024	325	330
Arlington Higher Education Fin. Corp., Education Rev. Bonds (Riverwalk Education Foundation, Inc.), Series 2019, 5.00% 8/15/2032	600	664
Arlington Higher Education Fin. Corp., Education Rev. Bonds (Riverwalk Education Foundation, Inc.), Series 2022, 5.00% 8/15/2047	4,050	4,315
Arlington Higher Education Fin. Corp., Education Rev. Bonds (Riverwalk Education Foundation, Inc.), Series 2022, 5.00% 8/15/2057	25,370	26,823
Arlington Higher Education Fin. Corp., Education Rev. Bonds (Uplift Education), Series 2016-A, 2.75% 12/1/2026	665	636
Arlington Higher Education Fin. Corp., Education Rev. Bonds (Uplift Education), Series 2016-A, 5.00% 12/1/2036	1,880	1,908

# The Tax-Exempt Bond Fund of America (continued)

Bonds, notes & other debt instruments (continued)	Principal amount (000)	Value (000)
<b>Texas (continued)</b>		
Arlington Higher Education Fin. Corp., Education Rev. Bonds (Uplift Education), Series 2018-A, 5.00% 12/1/2037	USD725	\$ 742
Arlington Higher Education Fin. Corp., Education Rev. Bonds (Uplift Education), Series 2017-B, 5.00% 12/1/2042	4,165	4,314
Arlington Higher Education Fin. Corp., Education Rev. Bonds (Uplift Education), Series 2016-A, 5.00% 12/1/2046	1,100	1,099
Arlington Higher Education Fin. Corp., Education Rev. Bonds (Uplift Education), Series 2018-A, 5.00% 12/1/2048	3,345	3,395
Arlington Higher Education Fin. Corp., Education Rev. Bonds (Uplift Education), Series 2019-A, 4.00% 12/1/2049	1,725	1,594
City of Arlington, Special Tax Rev. Bonds, Series 2018-C, BAM insured, 5.00% 2/15/2029	1,500	1,620
City of Arlington, Special Tax Rev. Bonds, Series 2018-C, BAM insured, 5.00% 2/15/2030	1,000	1,082
City of Arlington, Special Tax Rev. Bonds, Series 2018-C, BAM insured, 5.00% 2/15/2031	1,100	1,191
City of Arlington, Special Tax Rev. Bonds, Series 2018-C, BAM insured, 5.00% 2/15/2032	1,000	1,080
City of Arlington, Special Tax Rev. Bonds, Series 2018-A, Assured Guaranty Municipal insured, 5.00% 2/15/2035	2,245	2,417
City of Arlington, Special Tax Rev. Bonds, Series 2018-A, Assured Guaranty Municipal insured, 5.00% 2/15/2038	1,000	1,058
City of Arlington, Special Tax Rev. Bonds, Series 2018-A, Assured Guaranty Municipal insured, 5.00% 2/15/2043	11,495	11,995
Austin Independent School Dist., Unlimited Tax Rev. Ref. Bonds, Series 2015-B, 5.00% 8/1/2030 (preref. 8/1/2025)	3,000	3,101
Austin Independent School Dist., Unlimited Tax Rev. Ref. Bonds, Series 2015-B, 5.00% 8/1/2031 (preref. 8/1/2025)	6,820	7,050
Austin Independent School Dist., Unlimited Tax School Building and Rev. Ref. Bonds, Series 2017, 5.00% 8/1/2025	1,500	1,554
Austin Independent School Dist., Unlimited Tax School Building and Rev. Ref. Bonds, Series 2017, 5.00% 8/1/2030	3,000	3,156
Austin Independent School Dist., Unlimited Tax School Building and Rev. Ref. Bonds, Series 2017, 5.00% 8/1/2037	2,660	2,754
City of Austin, Airport System Rev. Bonds, Series 2017-A, 5.00% 11/15/2032	1,100	1,159
City of Austin, Airport System Rev. Bonds, Series 2017-A, 5.00% 11/15/2033	2,220	2,338
City of Austin, Airport System Rev. Bonds, Series 2017-A, 5.00% 11/15/2034	2,000	2,102
City of Austin, Airport System Rev. Bonds, Series 2017-A, 5.00% 11/15/2035	1,125	1,178
City of Austin, Airport System Rev. Bonds, Series 2017-A, 5.00% 11/15/2036	3,605	3,759
City of Austin, Airport System Rev. Bonds, Series 2017-A, 5.00% 11/15/2037	2,000	2,078
City of Austin, Airport System Rev. Bonds, Series 2017-A, 5.00% 11/15/2041	2,500	2,577
City of Austin, Airport System Rev. Bonds, Series 2019-A, 5.00% 11/15/2049	5,000	5,270
City of Austin, Electric Utility System Rev. Ref. and Improvement Bonds, Series 2023, 5.00% 11/15/2038	4,000	4,535
City of Austin, Electric Utility System Rev. Ref. and Improvement Bonds, Series 2023, 5.00% 11/15/2048	1,750	1,912
City of Austin, Electric Utility System Rev. Ref. Bonds, Series 2015-A, 5.00% 11/15/2028	1,000	1,042
City of Austin, Electric Utility System Rev. Ref. Bonds, Series 2017, 5.00% 11/15/2031	1,130	1,197
City of Austin, Electric Utility System Rev. Ref. Bonds, Series 2017, 5.00% 11/15/2032	1,000	1,058
City of Austin, Electric Utility System Rev. Ref. Bonds, Series 2017, 5.00% 11/15/2033	1,000	1,057
City of Austin, Electric Utility System Rev. Ref. Bonds, Series 2015-A, 5.00% 11/15/2038	1,000	1,025
City of Austin, Electric Utility System Rev. Ref. Bonds, Series 2015-A, 5.00% 11/15/2045	1,500	1,531
City of Austin, Water and Wastewater System Rev. Ref. Bonds, Series 2015-A, 3.00% 5/15/2027	1,705	1,657
City of Austin, Water and Wastewater System Rev. Ref. Bonds, Series 2016, 5.00% 11/15/2028	1,000	1,067
City of Austin, Water and Wastewater System Rev. Ref. Bonds, Series 2016, 5.00% 11/15/2029	3,000	3,201
City of Austin, Water and Wastewater System Rev. Ref. Bonds, Series 2016, 5.00% 11/15/2032	4,405	4,693
City of Austin, Water and Wastewater System Rev. Ref. Bonds, Series 2016, 5.00% 11/15/2035	8,185	8,667
City of Austin, Water and Wastewater System Rev. Ref. Bonds, Series 2017, 5.00% 11/15/2035	4,000	4,299
City of Austin, Water and Wastewater System Rev. Ref. Bonds, Series 2021, 4.00% 11/15/2036	1,565	1,608
City of Austin, Water and Wastewater System Rev. Ref. Bonds, Series 2015-A, 5.00% 11/15/2036	1,000	1,031
City of Austin, Water and Wastewater System Rev. Ref. Bonds, Series 2016, 5.00% 11/15/2036	6,985	7,365
City of Austin, Water and Wastewater System Rev. Ref. Bonds, Series 2017, 5.00% 11/15/2037	5,000	5,320
City of Austin, Water and Wastewater System Rev. Ref. Bonds, Series 2014, 5.00% 11/15/2039	600	603
City of Austin, Water and Wastewater System Rev. Ref. Bonds, Series 2021, 4.00% 11/15/2041	1,750	1,751
City of Austin, Water and Wastewater System Rev. Ref. Bonds, Series 2016, 5.00% 11/15/2041	5,000	5,213
City of Austin, Water and Wastewater System Rev. Ref. Bonds, Series 2016, 5.00% 11/15/2045	11,795	12,238
City of Austin, Water and Wastewater System Rev. Ref. Bonds, Series 2022, 5.00% 11/15/2052	2,000	2,167
County of Bell, Combination Tax and Rev. Certs. of Obligation, Series 2021, 3.00% 2/15/2036	500	459
County of Bell, Combination Tax and Rev. Certs. of Obligation, Series 2021, 3.00% 2/15/2037	1,000	892
County of Bexar, Combination Tax and Rev. Certs. of Obligation, Series 2021, 4.00% 6/15/2044	3,500	3,478
County of Bexar, Hospital Dist., Certs. of Obligation, Series 2018, 5.00% 2/15/2028	1,100	1,172
County of Bexar, Hospital Dist., Certs. of Obligation, Series 2018, 5.00% 2/15/2033	2,000	2,130
County of Bexar, Hospital Dist., Certs. of Obligation, Series 2022, 5.00% 2/15/2034	3,105	3,557
County of Bexar, Hospital Dist., Certs. of Obligation, Series 2018, 5.00% 2/15/2035	6,155	6,520
County of Bexar, Hospital Dist., Certs. of Obligation, Series 2018, 5.00% 2/15/2036	10,150	10,695
County of Bexar, Hospital Dist., Certs. of Obligation, Series 2022, 5.00% 2/15/2036	2,745	3,097
County of Bexar, Hospital Dist., Certs. of Obligation, Series 2020, 4.00% 2/15/2039	2,220	2,213
County of Bexar, Hospital Dist., Certs. of Obligation, Series 2020, 4.00% 2/15/2040	1,500	1,485
County of Bexar, Hospital Dist., Certs. of Obligation, Series 2020, 5.00% 2/15/2045	2,500	2,625



# The Tax-Exempt Bond Fund of America (continued)

Bonds, notes & other debt instruments (continued)	Principal amount (000)	Value (000)
<b>Texas (continued)</b>		
County of Bexar, Hospital Dist., Limited Tax Rev. Ref. Bonds, Series 2019, 5.00% 2/15/2034	USD1,750	\$ 1,896
County of Bexar, Hospital Dist., Limited Tax Rev. Ref. Bonds, Series 2020, 4.00% 2/15/2037	1,500	1,515
County of Bexar, Hospital Dist., Limited Tax Rev. Ref. Bonds, Series 2020, 4.00% 2/15/2038	3,000	3,005
County of Bexar, Hospital Dist., Limited Tax Rev. Ref. Bonds, Series 2019, 5.00% 2/15/2038	4,200	4,439
County of Bexar, Hospital Dist., Limited Tax Rev. Ref. Bonds, Series 2020, 4.00% 2/15/2039	1,500	1,495
County of Bexar, Hospital Dist., Limited Tax Rev. Ref. Bonds, Series 2020, 4.00% 2/15/2040	2,150	2,128
County of Bexar, Limited Tax Rev. Ref. Bonds, Series 2017, 5.00% 6/15/2043 (preref. 6/15/2026)	5,000	5,279
Boerne Independent School Dist., Unlimited Tax School Building Rev. Ref. Bonds, Series 2023, 3.125% 2/1/2053 (put 2/1/2027)	7,400	7,321
City of Brownsville, Utilities System Rev. Ref. Bonds, Series 2016, Assured Guaranty Municipal insured, 5.00% 9/1/2027	1,965	2,073
City of Bryan, Electric System Rev. Bonds, Series 2018, 4.00% 7/1/2043	4,285	4,054
City of Bryan, Electric System Rev. Ref. and Improvement Bonds, Series 2016, 5.00% 7/1/2027	700	735
City of Bryan, Electric System Rev. Ref. and Improvement Bonds, Series 2016, 5.00% 7/1/2028	1,405	1,475
City of Bryan, Electric System Rev. Ref. Bonds, Series 2017, Assured Guaranty Municipal insured, 5.00% 7/1/2029	645	691
City of Bryan, Electric System Rev. Ref. Bonds, Series 2017, Assured Guaranty Municipal insured, 5.00% 7/1/2030	1,000	1,071
Central Texas Regional Mobility Auth., Rev. Bonds, Series 2021-B, 4.00% 1/1/2051	1,315	1,200
Central Texas Regional Mobility Auth., Rev. Ref. Bonds, Series 2015-A, 5.00% 1/1/2031 (preref. 7/1/2025)	1,000	1,035
Central Texas Regional Mobility Auth., Rev. Ref. Bonds, Series 2015-A, 5.00% 1/1/2033 (preref. 7/1/2025)	1,000	1,035
Central Texas Regional Mobility Auth., Rev. Ref. Bonds, Series 2015-A, 5.00% 1/1/2034 (preref. 7/1/2025)	1,500	1,552
Central Texas Regional Mobility Auth., Rev. Ref. Bonds, Series 2015-A, 5.00% 1/1/2040 (preref. 7/1/2025)	5,845	6,049
Chapel Hill Independent School Dist., School Building Bonds, Series 2023, 5.00% 2/15/2036	525	608
Chapel Hill Independent School Dist., School Building Bonds, Series 2023, 5.00% 2/15/2037	400	459
Chapel Hill Independent School Dist., School Building Bonds, Series 2023, 5.00% 2/15/2048	2,000	2,185
Clifton Higher Education Fin. Corp., Education Rev. and Rev. Ref. Bonds (Idea Public Schools), Series 2016-A, 5.00% 8/15/2046	2,000	2,028
Clifton Higher Education Fin. Corp., Education Rev. Bonds (Idea Public Schools), Series 2016-B, 5.00% 8/15/2024	260	263
Clifton Higher Education Fin. Corp., Education Rev. Bonds (Idea Public Schools), Series 2016-B, 5.00% 8/15/2028	405	421
Clifton Higher Education Fin. Corp., Education Rev. Bonds (Idea Public Schools), Series 2012, 5.00% 8/15/2032	4,830	4,836
Clifton Higher Education Fin. Corp., Education Rev. Bonds (Idea Public Schools), Series 2019, 4.00% 8/15/2033	2,125	2,171
Clifton Higher Education Fin. Corp., Education Rev. Bonds (Idea Public Schools), Series 2013, 6.00% 8/15/2033	250	251
Clifton Higher Education Fin. Corp., Education Rev. Bonds (Idea Public Schools), Series 2019, 4.00% 8/15/2034	2,300	2,344
Clifton Higher Education Fin. Corp., Education Rev. Bonds (Idea Public Schools), Series 2021-T, 4.00% 8/15/2041	1,400	1,383
Clifton Higher Education Fin. Corp., Education Rev. Bonds (Idea Public Schools), Series 2021-T, 4.00% 8/15/2042	1,400	1,376
Clifton Higher Education Fin. Corp., Education Rev. Bonds (Idea Public Schools), Series 2019, 4.00% 8/15/2044	5,000	4,887
Clifton Higher Education Fin. Corp., Education Rev. Bonds (Idea Public Schools), Series 2022-A, 4.00% 8/15/2047	4,280	3,770
Clifton Higher Education Fin. Corp., Education Rev. Bonds (Idea Public Schools), Series 2018, 5.00% 8/15/2048	6,470	6,727
Clifton Higher Education Fin. Corp., Education Rev. Bonds (Idea Public Schools), Series 2022-A, 4.00% 8/15/2051	3,100	2,689
Clifton Higher Education Fin. Corp., Education Rev. Bonds (International Leadership of Texas, Inc.), Series 2021, 5.00% 8/15/2028	500	541
Clifton Higher Education Fin. Corp., Education Rev. Bonds (Uplift Education), Series 2015-A, 5.00% 12/1/2035	100	101
Clifton Higher Education Fin. Corp., Education Rev. Bonds (Uplift Education), Series 2014-A, 4.50% 12/1/2044	1,465	1,351
Clifton Higher Education Fin. Corp., Education Rev. Bonds (Uplift Education), Series 2014-A, 4.60% 12/1/2049	3,455	3,147
Clifton Higher Education Fin. Corp., Education Rev. Bonds (Yes Prep Public Schools, Inc.), Series 2020, 5.00% 4/1/2027	560	592
Conroe Independent School Dist., Unlimited Tax School Building and Rev. Ref. Bonds, Series 2016, 5.00% 2/15/2038	560	576
City of Corpus Christi, Utility System Rev. Improvement and Rev. Ref. Bonds, Series 2023, 5.00% 7/15/2040	1,000	1,111
City of Corpus Christi, Utility System Rev. Improvement and Rev. Ref. Bonds, Series 2023, 5.25% 7/15/2041	1,905	2,152
Port of Corpus Christi Auth. of Nueces County, Rev. Bonds, Series 2018-A, 5.00% 12/1/2036	1,000	1,087
Port of Corpus Christi Auth. of Nueces County, Rev. Bonds, Series 2018-A, 5.00% 12/1/2037	1,945	2,100
Port of Corpus Christi Auth. of Nueces County, Rev. Bonds, Series 2018-A, 5.00% 12/1/2038	1,775	1,908
Port of Corpus Christi Auth. of Nueces County, Rev. Bonds, Series 2018-A, 5.00% 12/1/2043	9,240	9,824
Port of Corpus Christi Auth. of Nueces County, Rev. Bonds, Series 2018-A, 5.00% 12/1/2048	10,000	10,560
Cypress-Fairbanks Independent School Dist., Unlimited Tax School Building Bonds, Series 2022-A, 5.00% 2/15/2029	1,000	1,113
Cities of Dallas and Fort Worth, Dallas/Fort Worth International Airport, Joint Rev. Ref. Bonds, Series 2021-A, 4.00% 11/1/2037	9,225	9,329
Cities of Dallas and Fort Worth, Dallas/Fort Worth International Airport, Joint Rev. Ref. Bonds, Series 2022-B, 5.00% 11/1/2037	2,000	2,237
Cities of Dallas and Fort Worth, Dallas/Fort Worth International Airport, Joint Rev. Ref. Bonds, Series 2022-B, 5.00% 11/1/2040	5,125	5,645
City of Dallas, G.O. Rev. Ref. and Improvement Bonds, Series 2023-A, 5.00% 2/15/2026	4,000	4,187



# The Tax-Exempt Bond Fund of America (continued)

Bonds, notes & other debt instruments (continued)	Principal amount (000)	Value (000)
<b>Texas (continued)</b>		
City of Dallas, G.O. Rev. Ref. and Improvement Bonds, Series 2023-A, 5.00% 2/15/2027	USD5,765	\$ 6,158
City of Dallas, Hotel Occupancy Tax Rev. Ref. Bonds, Series 2021, 4.00% 8/15/2034	2,000	2,011
City of Dallas, Hotel Occupancy Tax Rev. Ref. Bonds, Series 2021, 4.00% 8/15/2036	1,000	977
City of Dallas, Hotel Occupancy Tax Rev. Ref. Bonds, Series 2021, 4.00% 8/15/2037	1,250	1,191
City of Dallas, Hotel Occupancy Tax Rev. Ref. Bonds, Series 2021, 4.00% 8/15/2038	1,000	943
City of Dallas, Waterworks and Sewer System Rev. Ref. Bonds, Series 2015-A, 5.00% 10/1/2025	8,065	8,360
City of Dallas, Waterworks and Sewer System Rev. Ref. Bonds, Series 2016-A, 5.00% 10/1/2029	2,000	2,110
City of Dallas, Waterworks and Sewer System Rev. Ref. Bonds, Series 2016-A, 5.00% 10/1/2036	5,400	5,629
City of Dallas, Waterworks and Sewer System Rev. Ref. Bonds, Series 2017, 5.00% 10/1/2042	8,700	9,177
City of Dallas, Waterworks and Sewer System Rev. Ref. Bonds, Series 2017, 5.00% 10/1/2046	7,250	7,633
Dallas Area Rapid Transit Sales Tax Rev. Bonds, Series 2020-B, 5.00% 12/1/2023	2,000	2,010
Dallas Area Rapid Transit Sales Tax Rev. Ref. Bonds, Series 2014-A, 5.00% 12/1/2031	1,130	1,155
Dallas Area Rapid Transit Sales Tax Rev. Ref. Bonds, Series 2019, 5.00% 12/1/2034	2,500	2,777
Dallas Area Rapid Transit Sales Tax Rev. Ref. Bonds, Series 2016-A, 5.00% 12/1/2046 (preref. 12/1/2025)	3,000	3,128
Dallas Independent School Dist., Unlimited Tax Rev. Ref. Bonds, Series 2014-A, 5.00% 8/15/2034 (preref. 8/15/2024)	1,000	1,016
Dallas Independent School Dist., Unlimited Tax School Building Bonds, Series 2016-A, 4.00% 2/15/2030	750	758
Del Mar College Dist., Limited Tax Bonds, Series 2020-A, 4.00% 8/15/2037	700	712
Del Mar College Dist., Limited Tax Bonds, Series 2020-B, 4.00% 8/15/2038	1,000	1,013
Del Mar College Dist., Limited Tax Bonds, Series 2020-A, 4.00% 8/15/2039	750	758
Del Mar College Dist., Limited Tax Bonds, Series 2020-A, 4.00% 8/15/2040	1,000	1,008
Del Mar College Dist., Limited Tax Bonds, Series 2020-A, 4.00% 8/15/2045	2,500	2,481
City of Denton, Utility System Rev. Bonds, Series 2017, 5.00% 12/1/2029	3,500	3,676
City of Denton, Utility System Rev. Bonds, Series 2017, 5.00% 12/1/2033	14,180	14,861
City of Denton, Utility System Rev. Bonds, Series 2017, 5.00% 12/1/2035	6,775	7,058
City of Denton, Utility System Rev. Bonds, Series 2017, 5.00% 12/1/2036	7,500	7,780
Denton Independent School Dist., Unlimited Tax School Building Bonds, Series 2015-A, 5.00% 8/15/2045	1,000	1,035
Denton Independent School Dist., Unlimited Tax School Building Bonds, Series 2023, 5.00% 8/15/2048	8,000	8,767
Denton Independent School Dist., Unlimited Tax School Building Bonds, Series 2023, 5.00% 8/15/2053	8,255	9,002
Dripping Springs Independent School Dist., School Building and Rev. Ref. Bonds, Series 2014, 4.00% 2/15/2032 (preref. 2/15/2024)	9,695	9,732
Duncanville Independent School Dist., Unlimited Tax School Building Bonds, Series 2015, 5.00% 2/15/2045 (preref. 2/15/2025)	5,390	5,534
City of El Paso, Combination Tax and Rev. Certs. of Obligation, Series 2021-A, 4.00% 8/15/2040	1,000	1,003
City of El Paso, Combination Tax and Rev. Certs. of Obligation, Series 2021-A, 4.00% 8/15/2041	1,000	1,003
City of El Paso, Combination Tax and Rev. Certs. of Obligation, Series 2021-A, 4.00% 8/15/2044	1,570	1,545
City of El Paso, Combination Tax and Rev. Certs. of Obligation, Series 2021-A, 4.00% 8/15/2047	1,750	1,706
El Paso Independent School Dist., Unlimited Tax Rev. Ref. Bonds, Series 2020, 5.00% 8/15/2025	1,000	1,038
El Paso Independent School Dist., Unlimited Tax Rev. Ref. Bonds, Series 2015-A, 5.00% 8/15/2033 (preref. 8/15/2025)	4,000	4,137
Forney Independent School Dist., Unlimited Tax School Building Bonds, Series 2023, 5.00% 8/15/2048	3,500	3,788
Fort Bend County Industrial Dev. Corp., Industrial Dev. Rev. Bonds (NRG Energy, Inc. Project), Series 2012-A, 4.75% 5/1/2038	1,750	1,720
Fort Bend County Industrial Dev. Corp., Industrial Dev. Rev. Bonds (NRG Energy, Inc. Project), Series 2012-B, 4.75% 11/1/2042	8,340	8,125
Fort Bend Grand Parkway Toll Road Auth., Limited Contract Tax and Toll Road Rev. Ref. Bonds, Series 2021-A, 3.00% 3/1/2034	1,500	1,468
Fort Bend Independent School Dist., Unlimited Tax Rev. Ref. Bonds, Series 2018, 5.00% 8/15/2027	1,080	1,166
Fort Bend Independent School Dist., Unlimited Tax Rev. Ref. Bonds, Series 2021-B, 0.72% 8/1/2051 (put 8/1/2026)	3,205	2,847
Fort Bend Independent School Dist., Unlimited Tax School Building and Rev. Ref. Bonds, Series 2020-B, 0.875% 8/1/2050 (put 8/1/2025)	2,360	2,219
Fort Bend Independent School Dist., Unlimited Tax School Building Bonds, Series 2021-A, 4.00% 8/15/2032	750	797
Fort Bend Independent School Dist., Unlimited Tax School Building Bonds, Series 2021-A, 4.00% 8/15/2033	705	749
Fort Bend Independent School Dist., Unlimited Tax School Building Bonds, Series 2021-A, 4.00% 8/15/2034	1,000	1,060
G.O. Water Financial Assistance Bonds (Water Infrastructure Fund), Series 2013-B, 5.00% 8/1/2026	1,600	1,603
G.O. Water Financial Assistance Rev. Ref. Bonds, Series 2021-B, 5.00% 8/1/2025	5,000	5,182
Galveston Public Fac. Corp., Multi Family Housing Rev. Bonds (The Orleanders at Broadway), Series 2021, 0.47% 8/1/2025 (put 8/1/2024)	1,875	1,803
City of Garland, Electric Utility System Rev. Ref. Bonds, Series 2021-A, 4.00% 3/1/2046	1,900	1,800
City of Garland, Electric Utility System Rev. Ref. Bonds, Series 2019, 4.00% 3/1/2049	1,200	1,112
City of Garland, Electric Utility System Rev. Ref. Bonds, Series 2021-A, 4.00% 3/1/2051	2,250	2,075
Grand Parkway Transportation Corp., Grand Parkway System Toll Rev. Bonds, Series 2013-B, 5.00% 4/1/2053 (preref. 10/1/2023)	11,050	11,079

# The Tax-Exempt Bond Fund of America (continued)

Bonds, notes & other debt instruments (continued)	Principal amount (000)	Value (000)
<b>Texas (continued)</b>		
Grand Parkway Transportation Corp., Grand Parkway System Toll Rev. Ref. Bonds, Series 2020-C, 4.00% 10/1/2045	USD10,000	\$ 9,732
Grand Parkway Transportation Corp., Grand Parkway System Toll Rev. Ref. Bonds, Series 2020-C, 4.00% 10/1/2049	8,480	8,147
Harlandale Independent School Dist., Maintenance Tax Notes, Series 2021, BAM insured, 2.00% 8/15/2040 (put 8/15/2024)	1,520	1,503
Harlandale Independent School Dist., Unlimited Tax Rev. Ref. Bonds, Series 2020, 0.75% 8/15/2045 (put 8/15/2025)	1,000	950
County of Harris, Cultural Education Facs. Fin. Corp., Hospital Rev. Bonds (Memorial Hermann Health System), Series 2020, 5.00% 6/1/2024	1,250	1,266
County of Harris, Metropolitan Transit Auth., Sales and Use Tax Bonds, Series 2019-A, 5.00% 11/1/2037	3,170	3,440
County of Harris, Permanent Improvement Rev. Ref. Bonds, Series 2021-A, 4.00% 10/1/2036	1,380	1,434
County of Harris, Sports Auth., Rev. Ref. Bonds, Series 2014-A, Assured Guaranty Municipal insured, 5.00% 11/15/2028	1,500	1,526
County of Harris, Sports Auth., Rev. Ref. Bonds, Series 2014-A, Assured Guaranty Municipal insured, 5.00% 11/15/2053	1,350	1,357
County of Harris, Sports Auth., Rev. Ref. Bonds, Series 2020-A, Assured Guaranty Municipal insured, 3.125% 11/15/2056	1,000	739
County of Harris, Toll Road Rev. and Rev. Ref. Bonds, Series 2018-A, 5.00% 8/15/2024	2,000	2,037
County of Harris, Toll Road Rev. and Rev. Ref. Bonds, Series 2018-A, 5.00% 8/15/2031	5,000	5,445
County of Harris, Toll Road Rev. and Rev. Ref. Bonds, Series 2018-A, 5.00% 8/15/2032	4,640	5,040
County of Harris, Toll Road Rev. and Rev. Ref. Bonds, Series 2018-A, 5.00% 8/15/2033	2,000	2,167
County of Harris, Toll Road Rev. and Rev. Ref. Bonds, Series 2018-A, 5.00% 8/15/2043	3,000	3,148
County of Harris, Toll Road Rev. and Rev. Ref. Bonds, Series 2018-A, 4.00% 8/15/2048	7,500	7,237
County of Harris, Toll Road Rev. Ref. Bonds, Series 2016-A, 5.00% 8/15/2033	1,220	1,286
County of Harris, Toll Road Rev. Ref. Bonds, Series 2016-A, 5.00% 8/15/2041	2,000	2,055
County of Harris, Toll Road Rev. Ref. Bonds, Series 2021, 4.00% 8/15/2045	5,000	4,890
County of Harris, Toll Road Rev. Ref. Bonds, Series 2016-A, 5.00% 8/15/2047	7,300	7,454
Harris County Cultural Education Facs. Fin. Corp., First Mortgage Rev. Bonds (Brazos Presbyterian Homes, Inc. Project), Series 2013-A, 5.00% 1/1/2033	1,560	1,433
Harris County Cultural Education Facs. Fin. Corp., First Mortgage Rev. Bonds (Brazos Presbyterian Homes, Inc. Project), Series 2016, 5.00% 1/1/2048	16,455	13,333
Harris County Cultural Education Facs. Fin. Corp., Hospital Rev. Bonds (Memorial Hermann Health System), Series 2014-A, 5.00% 12/1/2025	2,800	2,862
Harris County Cultural Education Facs. Fin. Corp., Hospital Rev. Bonds (Memorial Hermann Health System), Series 2019-A, 5.00% 12/1/2025	1,000	1,038
Harris County Cultural Education Facs. Fin. Corp., Hospital Rev. Bonds (Memorial Hermann Health System), Series 2019-A, 5.00% 12/1/2026	2,500	2,646
Harris County Cultural Education Facs. Fin. Corp., Hospital Rev. Bonds (Memorial Hermann Health System), Series 2014-A, 5.00% 12/1/2027	2,800	2,872
Harris County Cultural Education Facs. Fin. Corp., Hospital Rev. Bonds (Memorial Hermann Health System), Series 2022-A, 4.125% 7/1/2052	5,000	4,794
Harris County Cultural Education Facs. Fin. Corp., Hospital Rev. Bonds (Texas Children's Hospital), Series 2015, 5.00% 10/1/2028	1,000	1,041
Harris County Cultural Education Facs. Fin. Corp., Hospital Rev. Bonds (Texas Children's Hospital), Series 2015, 5.00% 10/1/2032	1,000	1,040
Harris County Cultural Education Facs. Fin. Corp., Hospital Rev. Bonds (Texas Children's Hospital), Series 2019-A, 3.00% 10/1/2039	5,000	4,375
Harris County Cultural Education Facs. Fin. Corp., Hospital Rev. Bonds (Texas Children's Hospital), Series 2019-B, 5.00% 10/1/2041 (put 10/1/2024)	9,610	9,760
Harris County Cultural Education Facs. Fin. Corp., Hospital Rev. Bonds (Texas Children's Hospital), Series 2021-A, 4.00% 10/1/2042	1,520	1,484
Harris County Cultural Education Facs. Fin. Corp., Hospital Rev. Bonds (Texas Children's Hospital), Series 2021-A, 3.00% 10/1/2051	26,660	19,699
Harris County Cultural Education Facs. Fin. Corp., Hospital Rev. Ref. Bonds (Memorial Hermann Health System), Series 2020-A, 4.30% 7/1/2040	7,575	7,645
Harris County Cultural Education Facs. Fin. Corp., Rev. Bonds (Texas Medical Center), Series 2020-A, 0.90% 5/15/2050 (put 5/15/2025)	2,140	2,015
Harris County Cultural Education Facs. Fin. Corp., Thermal Utility Rev. Ref. Bonds (TECO Project), Series 2017, 5.00% 11/15/2025	1,000	1,037
Harris County Cultural Education Facs. Fin. Corp., Thermal Utility Rev. Ref. Bonds (TECO Project), Series 2017, 5.00% 11/15/2027	3,100	3,342
Harris County Cultural Education Facs. Fin. Corp., Thermal Utility Rev. Ref. Bonds (TECO Project), Series 2017, 5.00% 11/15/2028	2,600	2,808

# The Tax-Exempt Bond Fund of America (continued)

Bonds, notes & other debt instruments (continued)	Principal amount (000)	Value (000)
<b>Texas (continued)</b>		
Harris County Cultural Education Facs. Fin. Corp., Thermal Utility Rev. Ref. Bonds (TECO Project), Series 2017, 5.00% 11/15/2030	USD1,820	\$ 1,963
Harris County Cultural Education Facs. Fin. Corp., Thermal Utility Rev. Ref. Bonds (TECO Project), Series 2017, 5.00% 11/15/2031	2,250	2,423
Harris County Cultural Education Facs. Fin. Corp., Thermal Utility Rev. Ref. Bonds (TECO Project), Series 2017, 4.00% 11/15/2035	12,045	12,127
Harris County Health Facs. Dev. Corp., Hospital Rev. Ref. Bonds (Houston Methodist Hospital), Series 2015, 5.00% 12/1/2045	3,525	3,579
Harris County Health Facs. Dev. Corp., Rev. Ref. Bonds (CHRISTUS Health), Series 2005-A-4, Assured Guaranty Municipal insured, 4.19% 7/1/2031 <sup>3</sup>	6,550	6,550
County of Hidalgo, Drainage Dist. No. 1, Unlimited Tax Improvement Bonds, Series 2019, 5.00% 9/1/2032	1,900	2,056
Dept. of Housing and Community Affairs, Multi Family Housing Rev. Bonds (Palladium Simpson Stuart Apartments), Series 2021, 0.35% 1/1/2025 (put 1/1/2024)	5,625	5,508
Dept. of Housing and Community Affairs, Residential Mortgage Rev. Bonds, Series 2019-A, 4.75% 1/1/2049	4,490	4,524
Dept. of Housing and Community Affairs, Residential Mortgage Rev. Bonds, Series 2021-A, 3.00% 1/1/2052	8,090	7,759
Dept. of Housing and Community Affairs, Residential Mortgage Rev. Bonds, Series 2022-A, 3.50% 7/1/2052	11,220	10,941
Dept. of Housing and Community Affairs, Residential Mortgage Rev. Bonds, Series 2023-A, 5.50% 7/1/2053	11,795	12,589
Dept. of Housing and Community Affairs, Single Family Mortgage Rev. Bonds, Series 2017-A, 2.835% 9/1/2047	7,400	6,429
Dept. of Housing and Community Affairs, Single Family Mortgage Rev. Bonds, Series 2018-A, 4.75% 3/1/2049	2,490	2,505
Dept. of Housing and Community Affairs, Single Family Mortgage Rev. Bonds, Series 2019-A, 4.00% 3/1/2050	10,945	10,861
Dept. of Housing and Community Affairs, Single Family Mortgage Rev. Bonds, Series 2021-A, 3.00% 3/1/2052	10,305	9,870
Dept. of Housing and Community Affairs, Single Family Mortgage Rev. Bonds, Series 2022-A, 5.50% 9/1/2052	5,760	6,111
Dept. of Housing and Community Affairs, Single Family Mortgage Rev. Bonds, Series 2022-B, 6.00% 3/1/2053	1,295	1,421
Housing Options, Inc., Multi Family Housing Rev. Bonds (Brooks Manor - The Oaks Project), Series 2021, 0.50% 8/1/2041 (put 3/1/2025)	1,905	1,784
City of Houston, Airport System Rev. and Rev. Ref. Bonds, Series 2018-B, 5.00% 7/1/2028	1,700	1,863
City of Houston, Airport System Rev. and Rev. Ref. Bonds, Series 2018-B, 5.00% 7/1/2029	2,400	2,623
City of Houston, Airport System Rev. and Rev. Ref. Bonds, Series 2018-B, 5.00% 7/1/2030	3,825	4,181
City of Houston, Airport System Rev. Ref. Bonds, Series 2018-D, 5.00% 7/1/2033	1,000	1,085
City of Houston, Airport System Rev. Ref. Bonds, Series 2018-D, 5.00% 7/1/2034	2,270	2,463
City of Houston, Airport System Rev. Ref. Bonds, Series 2018-D, 5.00% 7/1/2035	2,000	2,161
City of Houston, Airport System Rev. Ref. Bonds, Series 2018-D, 5.00% 7/1/2036	8,000	8,590
City of Houston, Airport System Rev. Ref. Bonds, Series 2018-D, 5.00% 7/1/2037	2,500	2,669
City of Houston, Airport System Rev. Ref. Bonds, Series 2018-D, 5.00% 7/1/2038	2,500	2,653
City of Houston, Airport System Rev. Ref. Bonds, Series 2023-B, Assured Guaranty Municipal insured, 4.25% 7/1/2053	4,000	3,933
City of Houston, Combined Utility System Rev. and Rev. Ref. Bonds, Series 2016-B, 4.00% 11/15/2031	8,750	8,937
City of Houston, Combined Utility System Rev. and Rev. Ref. Bonds, Series 2016-B, 5.00% 11/15/2034	34,565	36,321
City of Houston, Combined Utility System Rev. and Rev. Ref. Bonds, Series 2016-B, 5.00% 11/15/2035	12,500	13,104
City of Houston, Combined Utility System Rev. and Rev. Ref. Bonds, Series 2016-B, 5.00% 11/15/2036	5,700	5,952
City of Houston, Combined Utility System Rev. Ref. Bonds, Series 2018-D, 5.00% 11/15/2030	1,850	2,041
City of Houston, Combined Utility System Rev. Ref. Bonds, Series 2018-D, 5.00% 11/15/2032	2,000	2,204
City of Houston, Combined Utility System Rev. Ref. Bonds, Series 2020-A, 5.00% 11/15/2033	6,245	7,080
City of Houston, Combined Utility System Rev. Ref. Bonds, Series 2018-D, 5.00% 11/15/2035	3,900	4,249
City of Houston, Combined Utility System Rev. Ref. Bonds, Series 2015-A, 5.00% 11/15/2036	12,000	12,347
City of Houston, Combined Utility System Rev. Ref. Bonds, Series 2018-D, 5.00% 11/15/2036	5,420	5,864
City of Houston, Combined Utility System Rev. Ref. Bonds, Series 2018-D, 5.00% 11/15/2038	10,000	10,725
City of Houston, Combined Utility System Rev. Ref. Bonds, Series 2014-D, 5.00% 11/15/2039	3,000	3,037
City of Houston, Combined Utility System Rev. Ref. Bonds, Series 2018-D, 5.00% 11/15/2039	3,475	3,718
City of Houston, Convention and Entertainment Facs. Dept., Hotel Occupancy Tax and Special Rev. Ref. Bonds, Series 2021, 4.00% 9/1/2023	65	65
City of Houston, Convention and Entertainment Facs. Dept., Hotel Occupancy Tax and Special Rev. Ref. Bonds, Series 2021, 4.00% 9/1/2024	55	55
City of Houston, Convention and Entertainment Facs. Dept., Hotel Occupancy Tax and Special Rev. Ref. Bonds, Series 2021, 4.00% 9/1/2025	45	45
City of Houston, Convention and Entertainment Facs. Dept., Hotel Occupancy Tax and Special Rev. Ref. Bonds, Series 2021, 4.00% 9/1/2026	80	82
City of Houston, Convention and Entertainment Facs. Dept., Hotel Occupancy Tax and Special Rev. Ref. Bonds, Series 2021, 4.00% 9/1/2027	235	243
City of Houston, Convention and Entertainment Facs. Dept., Hotel Occupancy Tax and Special Rev. Ref. Bonds, Series 2021, 4.00% 9/1/2028	115	119
City of Houston, Convention and Entertainment Facs. Dept., Hotel Occupancy Tax and Special Rev. Ref. Bonds, Series 2021, 4.00% 9/1/2029	160	167

# The Tax-Exempt Bond Fund of America (continued)

Bonds, notes & other debt instruments (continued)	Principal amount (000)	Value (000)
<b>Texas (continued)</b>		
City of Houston, Convention and Entertainment Facs. Dept., Hotel Occupancy Tax and Special Rev. Ref. Bonds, Series 2021, 4.00% 9/1/2030	USD165	\$ 173
City of Houston, Convention and Entertainment Facs. Dept., Hotel Occupancy Tax and Special Rev. Ref. Bonds, Series 2021, 4.00% 9/1/2031	265	279
City of Houston, Downtown Redev. Auth., Tax Increment Contract Rev. Ref. Bonds, Series 2015, BAM insured, 5.00% 9/1/2028	3,060	3,190
City of Houston, Downtown Redev. Auth., Tax Increment Contract Rev. Ref. Bonds, Series 2015, BAM insured, 5.00% 9/1/2029	1,000	1,043
City of Houston, Downtown Redev. Auth., Tax Increment Contract Rev. Ref. Bonds, Series 2015, BAM insured, 5.00% 9/1/2030	1,000	1,042
City of Houston, Downtown Redev. Auth., Tax Increment Contract Rev. Ref. Bonds, Series 2015, BAM insured, 5.00% 9/1/2031	1,555	1,621
City of Houston, Downtown Redev. Auth., Tax Increment Contract Rev. Ref. Bonds, Series 2015, BAM insured, 5.00% 9/1/2032	1,000	1,042
City of Houston, Water and Sewer System Rev. Bonds, Capital Appreciation Bonds, Series 1998-A, Assured Guaranty Municipal insured, 0% 12/1/2028	16,525	13,799
Houston Housing Fin. Corp., Multi Family Housing Rev. Bonds (Temenos Place Apartments), Series 2021, 0.29% 8/1/2024 (put 8/1/2023)	2,780	2,780
Houston Independent School Dist., Limited Tax Rev. Ref. Bonds, Series 223-C, 4.00% 6/1/2039 (put 6/1/2025)	4,650	4,696
Houston Independent School Dist., Limited Tax Schoolhouse Bonds, Series 2017, 5.00% 2/15/2034	2,000	2,140
Houston Independent School Dist., Limited Tax Schoolhouse Bonds, Series 2014-A-2, 3.50% 6/1/2039 (put 6/1/2025)	3,000	3,003
Houston Independent School Dist., Limited Tax Schoolhouse Rev. Ref. Bonds, Series 2017, 5.00% 2/15/2042	2,110	2,207
Humble Independent School Dist., Unlimited Tax Rev. Ref. Bonds, Series 2016-B, 5.00% 2/15/2027	3,500	3,648
City of Irving, Hotel Occupancy Tax Rev. Ref. Bonds, Series 2019, 5.00% 8/15/2023	150	150
City of Irving, Hotel Occupancy Tax Rev. Ref. Bonds, Series 2019, 5.00% 8/15/2031	125	132
City of Irving, Hotel Occupancy Tax Rev. Ref. Bonds, Series 2019, 5.00% 8/15/2032	300	316
City of Irving, Hotel Occupancy Tax Rev. Ref. Bonds, Series 2019, 5.00% 8/15/2034	300	317
City of Irving, Hotel Occupancy Tax Rev. Ref. Bonds, Series 2019, 5.00% 8/15/2043	1,750	1,769
Irving Independent School Dist., Unlimited Tax School Building Bonds, Series 2023, 5.00% 2/15/2036	840	966
Irving Independent School Dist., Unlimited Tax School Building Bonds, Series 2023, 5.00% 2/15/2037	3,275	3,730
Irving Independent School Dist., Unlimited Tax School Building Bonds, Series 2023, 5.00% 2/15/2042	3,000	3,331
Irving Independent School Dist., Unlimited Tax School Building Bonds, Series 2023, 5.00% 2/15/2043	3,000	3,325
Jarrell Independent School Dist., Unlimited Tax School Building Bonds, Series 2023, 5.00% 2/15/2053	4,000	4,304
County of Kaufman, Limited Tax Bonds, Series 2020-A, 4.00% 2/15/2033	345	359
County of Kaufman, Limited Tax Bonds, Series 2020-A, 4.00% 2/15/2034	360	375
County of Kaufman, Limited Tax Bonds, Series 2020-A, 4.00% 2/15/2035	375	387
County of Kaufman, Limited Tax Bonds, Series 2020-A, 4.00% 2/15/2036	780	799
County of Kaufman, Limited Tax Bonds, Series 2020-A, 4.00% 2/15/2037	810	819
County of Kaufman, Limited Tax Bonds, Series 2020-A, 4.00% 2/15/2038	845	841
County of Kaufman, Limited Tax Bonds, Series 2020-A, 4.00% 2/15/2039	880	879
County of Kaufman, Limited Tax Bonds, Series 2020-A, 4.00% 2/15/2040	615	616
County of Kaufman, Unlimited Tax Road Bonds, Series 2020, 4.00% 2/15/2033	310	323
County of Kaufman, Unlimited Tax Road Bonds, Series 2020, 4.00% 2/15/2034	500	521
County of Kaufman, Unlimited Tax Road Bonds, Series 2020, 4.00% 2/15/2035	300	309
County of Kaufman, Unlimited Tax Road Bonds, Series 2020, 4.00% 2/15/2036	440	451
County of Kaufman, Unlimited Tax Road Bonds, Series 2020, 4.00% 2/15/2037	655	662
County of Kaufman, Unlimited Tax Road Bonds, Series 2020, 4.00% 2/15/2038	610	607
County of Kaufman, Unlimited Tax Road Bonds, Series 2020, 4.00% 2/15/2039	895	894
County of Kaufman, Unlimited Tax Road Bonds, Series 2020, 4.00% 2/15/2040	750	751
County of Kaufman, Unlimited Tax Road Bonds, Series 2020, 4.00% 2/15/2045	1,500	1,480
City of Kerrville Health Facs. Dev. Corp., Hospital Rev. Bonds (Peterson Regional Medical Center Project), Series 2015, 5.00% 8/15/2023	1,000	1,000
City of Kerrville Health Facs. Dev. Corp., Hospital Rev. Bonds (Peterson Regional Medical Center Project), Series 2015, 5.00% 8/15/2030	1,000	1,026
City of Kerrville Health Facs. Dev. Corp., Hospital Rev. Bonds (Peterson Regional Medical Center Project), Series 2015, 5.00% 8/15/2035	3,080	3,152
Lamar Consolidated Independent School Dist., Unlimited Tax Schoolhouse Bonds, Series 2023, 5.00% 2/15/2039	3,000	3,350
Lamar Consolidated Independent School Dist., Unlimited Tax Schoolhouse Bonds, Series 2023, 5.00% 2/15/2040	3,000	3,335
Lamar Consolidated Independent School Dist., Unlimited Tax Schoolhouse Bonds, Series 2023-A, 5.00% 2/15/2053	5,000	5,383
Laredo Unified School Dist., Unlimited Tax School Building Bonds, Series 2018, 5.00% 8/1/2036	1,205	1,285

# The Tax-Exempt Bond Fund of America (continued)

Bonds, notes & other debt instruments (continued)	Principal amount (000)	Value (000)
<b>Texas (continued)</b>		
Leander Independent School Dist., Unlimited Tax School Building Bonds, Capital Appreciation Bonds, Series 2014-C, 0% 8/15/2037 (preref. 8/15/2024)	USD1,175	\$ 579
Leander Independent School Dist., Unlimited Tax School Building Bonds, Capital Appreciation Bonds, Series 2014-C, 0% 8/15/2042 (preref. 8/15/2024)	1,000	372
Leander Independent School Dist., Unlimited Tax School Building Bonds, Capital Appreciation Bonds, Series 2014-C, 0% 8/15/2043 (preref. 8/15/2024)	14,860	5,227
Lewisville Independent School Dist., Unlimited Tax School Building and Rev. Ref. Bonds, Series 2020, 4.00% 8/15/2036	3,000	3,080
Lone Star College System, Limited Tax G.O. Bonds, Series 2017-A, 5.00% 8/15/2032	1,000	1,073
Los Fresnos Consolidated Independent School Dist., Unlimited Tax School Buildings Bonds, Series 2021, 4.00% 8/15/2051	1,000	995
Lower Colorado River Auth., Rev. Ref. Bonds, Series 2015-D, 5.00% 5/15/2029	2,150	2,215
Lower Colorado River Auth., Rev. Ref. Bonds, Series 2015-D, 5.00% 5/15/2031	3,000	3,087
Lower Colorado River Auth., Rev. Ref. Bonds, Series 2020, 5.00% 5/15/2036	2,000	2,205
Lower Colorado River Auth., Rev. Ref. Bonds, Series 2020, 5.00% 5/15/2037	2,000	2,187
Lower Colorado River Auth., Rev. Ref. Bonds, Series 2020, 5.00% 5/15/2038	2,000	2,170
Lower Colorado River Auth., Rev. Ref. Bonds, Series 2023-B, 5.00% 5/15/2039 (put 5/15/2028)	10,000	10,695
Lower Colorado River Auth., Rev. Ref. Bonds, Series 2020, 5.00% 5/15/2040	4,415	4,742
Lower Colorado River Auth., Transmission Contract Rev. Ref. Bonds (LCRA Transmission Services Corp. Project), Series 2015, 5.00% 5/15/2024	880	892
Lower Colorado River Auth., Transmission Contract Rev. Ref. Bonds (LCRA Transmission Services Corp. Project), Series 2018, 5.00% 5/15/2025	750	761
Lower Colorado River Auth., Transmission Contract Rev. Ref. Bonds (LCRA Transmission Services Corp. Project), Series 2016, 5.00% 5/15/2027	1,000	1,046
Lower Colorado River Auth., Transmission Contract Rev. Ref. Bonds (LCRA Transmission Services Corp. Project), Series 2016, 5.00% 5/15/2029	1,525	1,597
Lower Colorado River Auth., Transmission Contract Rev. Ref. Bonds (LCRA Transmission Services Corp. Project), Series 2019, 5.00% 5/15/2030	2,500	2,776
Lower Colorado River Auth., Transmission Contract Rev. Ref. Bonds (LCRA Transmission Services Corp. Project), Series 2020, 5.00% 5/15/2031	1,000	1,111
Lower Colorado River Auth., Transmission Contract Rev. Ref. Bonds (LCRA Transmission Services Corp. Project), Series 2018, 5.00% 5/15/2032	3,700	4,036
Lower Colorado River Auth., Transmission Contract Rev. Ref. Bonds (LCRA Transmission Services Corp. Project), Series 2018, 5.00% 5/15/2033	1,250	1,360
Lower Colorado River Auth., Transmission Contract Rev. Ref. Bonds (LCRA Transmission Services Corp. Project), Series 2016, 4.00% 5/15/2034	1,300	1,316
Lower Colorado River Auth., Transmission Contract Rev. Ref. Bonds (LCRA Transmission Services Corp. Project), Series 2018, 5.00% 5/15/2034	1,240	1,348
Lower Colorado River Auth., Transmission Contract Rev. Ref. Bonds (LCRA Transmission Services Corp. Project), Series 2020, 5.00% 5/15/2034	1,500	1,655
Lower Colorado River Auth., Transmission Contract Rev. Ref. Bonds (LCRA Transmission Services Corp. Project), Series 2016, 4.00% 5/15/2035	850	857
Lower Colorado River Auth., Transmission Contract Rev. Ref. Bonds (LCRA Transmission Services Corp. Project), Series 2020-A, 5.00% 5/15/2036	1,000	1,103
Lower Colorado River Auth., Transmission Contract Rev. Ref. Bonds (LCRA Transmission Services Corp. Project), Series 2020-A, 5.00% 5/15/2037	1,000	1,092
Lower Colorado River Auth., Transmission Contract Rev. Ref. Bonds (LCRA Transmission Services Corp. Project), Series 2019, 5.00% 5/15/2038	1,000	1,047
Lower Colorado River Auth., Transmission Contract Rev. Ref. Bonds (LCRA Transmission Services Corp. Project), Series 2020-A, 5.00% 5/15/2038	1,585	1,716
Lower Colorado River Auth., Transmission Contract Rev. Ref. Bonds (LCRA Transmission Services Corp. Project), Series 2019, 5.00% 5/15/2039	1,000	1,045
Lower Colorado River Auth., Transmission Contract Rev. Ref. Bonds (LCRA Transmission Services Corp. Project), Series 2020-A, 5.00% 5/15/2039	1,565	1,685
Lower Colorado River Auth., Transmission Contract Rev. Ref. Bonds (LCRA Transmission Services Corp. Project), Series 2015, 5.00% 5/15/2040	1,500	1,526
Lower Colorado River Auth., Transmission Contract Rev. Ref. Bonds (LCRA Transmission Services Corp. Project), Series 2020, 5.00% 5/15/2040	810	862
Lower Colorado River Auth., Transmission Contract Rev. Ref. Bonds (LCRA Transmission Services Corp. Project), Series 2020-A, 5.00% 5/15/2040	2,000	2,147
Lower Colorado River Auth., Transmission Contract Rev. Ref. Bonds (LCRA Transmission Services Corp. Project), Series 2015, 5.00% 5/15/2045	5,000	5,070



# The Tax-Exempt Bond Fund of America (continued)

Bonds, notes & other debt instruments (continued)	Principal amount (000)	Value (000)
<b>Texas (continued)</b>		
Lower Colorado River Auth., Transmission Contract Rev. Ref. Bonds (LCRA Transmission Services Corp. Project), Series 2020-A, 5.00% 5/15/2045	USD1,140	\$ 1,209
Lower Colorado River Auth., Transmission Contract Rev. Ref. Bonds (LCRA Transmission Services Corp. Project), Series 2016, 5.00% 5/15/2046	4,000	4,086
Lower Colorado River Auth., Transmission Contract Rev. Ref. Bonds (LCRA Transmission Services Corp. Project), Series 2019-A, 4.00% 5/15/2049	5,000	4,587
Lower Colorado River Auth., Transmission Contract Rev. Ref. Bonds (LCRA Transmission Services Corp. Project), Series 2020-A, 5.00% 5/15/2050	2,500	2,633
Lower Colorado River Auth., Transmission Contract Rev. Ref. Bonds (LCRA Transmission Services Corp. Project), Series 2023-A, Assured Guaranty Municipal insured, 5.25% 5/15/2053	3,500	3,839
Mansfield Independent School Dist., Unlimited Tax Rev. Ref. Bonds, Series 2015, 5.00% 2/15/2028 (preref. 2/15/2025)	1,275	1,308
Mansfield Independent School Dist., Unlimited Tax School Building Bonds, Series 2012, 3.00% 8/1/2036	3,850	3,579
Mansfield Independent School Dist., Unlimited Tax School Building Bonds, Series 2012, 3.00% 8/1/2037	2,920	2,639
Mansfield Independent School Dist., Unlimited Tax School Building Bonds, Series 2019-A, 5.00% 2/15/2039	3,955	4,159
County of Matagorda, Navigation Dist. No. 1, Pollution Control Rev. Ref. Bonds (AEP Texas Central Co. Project), Series 2005-A, AMBAC insured, 4.40% 5/1/2030	3,450	3,522
County of Matagorda, Navigation Dist. No. 1, Pollution Control Rev. Ref. Bonds (Central Power and Light Co. Project), Series 2001-A, 2.60% 11/1/2029	1,675	1,515
Medina Valley Independent School Dist., Unlimited Tax School Building Bonds, Series 2023, 5.00% 2/15/2044	3,680	4,042
Medina Valley Independent School Dist., Unlimited Tax School Building Bonds, Series 2021, 0.82% 2/15/2051 (put 2/15/2026)	3,470	3,183
Municipal Gas Acquisition and Supply Corp. I, Gas Supply Rev. Bonds, Series 2008-D, 6.25% 12/15/2026	2,540	2,640
Municipal Gas Acquisition and Supply Corp. II, Gas Supply Rev. Bonds, Series 2007-A, (3-month USD-LIBOR x 0.66 + 0.69%) 4.354% 9/15/2027 <sup>2,3</sup>	53,910	53,603
Municipal Gas Acquisition and Supply Corp. II, Gas Supply Rev. Bonds, Series 2007-B, (SIFMA Municipal Swap Index + 0.55%) 4.53% 9/15/2027 <sup>3</sup>	7,565	7,478
Municipal Gas Acquisition and Supply Corp. II, Gas Supply Rev. Bonds, Series 2007-A, (3-month USD-LIBOR + 0.87%) 4.589% 9/15/2027 <sup>2,3</sup>	24,505	24,495
Municipal Gas Acquisition and Supply Corp. III, Gas Supply Rev. Ref. Bonds, Series 2021, 5.00% 12/15/2027	7,270	7,402
Municipal Gas Acquisition and Supply Corp. III, Gas Supply Rev. Ref. Bonds, Series 2021, 5.00% 12/15/2029	6,000	6,170
Municipal Gas Acquisition and Supply Corp. III, Gas Supply Rev. Ref. Bonds, Series 2021, 5.00% 12/15/2030	9,500	9,810
Municipal Gas Acquisition and Supply Corp. III, Gas Supply Rev. Ref. Bonds, Series 2021, 5.00% 12/15/2031	12,010	12,444
Municipal Gas Acquisition and Supply Corp. III, Gas Supply Rev. Ref. Bonds, Series 2021, 5.00% 12/15/2032	10,535	10,942
Municipal Power Agcy., Transmission System Rev. Ref. Bonds, Series 2021, Assured Guaranty Municipal insured, 3.00% 9/1/2030	1,000	964
Municipal Power Agcy., Transmission System Rev. Ref. Bonds, Series 2021, Assured Guaranty Municipal insured, 3.00% 9/1/2032	1,565	1,487
Municipal Power Agcy., Transmission System Rev. Ref. Bonds, Series 2021, Assured Guaranty Municipal insured, 3.00% 9/1/2034	1,250	1,162
Municipal Power Agcy., Transmission System Rev. Ref. Bonds, Series 2021, Assured Guaranty Municipal insured, 3.00% 9/1/2038	1,000	860
Municipal Power Agcy., Transmission System Rev. Ref. Bonds, Series 2021, Assured Guaranty Municipal insured, 3.00% 9/1/2046	1,000	774
Nacogdoches Independent School Dist., Unlimited Tax School Building Bonds, Series 2019, 5.00% 2/15/2049	2,610	2,779
New Caney Independent School Dist., Unlimited Tax School Building Bonds, Series 2023, 5.00% 2/15/2036	750	875
New Caney Independent School Dist., Unlimited Tax School Building Bonds, Series 2023, 5.00% 2/15/2048	5,000	5,454
New Hope Cultural Education Facs. Fin. Corp., Education Rev. and Rev. Ref. Bonds (Junilee Academic Center), Series 2021, 4.00% 8/15/2036 <sup>1</sup>	1,000	868
New Hope Cultural Education Facs. Fin. Corp., Education Rev. and Rev. Ref. Bonds (Junilee Academic Center), Series 2021, 4.00% 8/15/2041 <sup>1</sup>	1,245	1,008
New Hope Cultural Education Facs. Fin. Corp., Education Rev. and Rev. Ref. Bonds (Junilee Academic Center), Series 2021, 4.00% 8/15/2046 <sup>1</sup>	1,430	1,096
New Hope Cultural Education Facs. Fin. Corp., Education Rev. and Rev. Ref. Bonds (Junilee Academic Center), Series 2021, 4.00% 8/15/2051 <sup>1</sup>	1,025	753
New Hope Cultural Education Facs. Fin. Corp., Education Rev. and Rev. Ref. Bonds (Junilee Academic Center), Series 2021, 4.00% 8/15/2056 <sup>1</sup>	2,490	1,772
New Hope Cultural Education Facs. Fin. Corp., Hospital Rev. Bonds (Children's Health System of Texas Project), Series 2017-A, 5.00% 8/15/2023	1,250	1,251
New Hope Cultural Education Facs. Fin. Corp., Hospital Rev. Bonds (Children's Health System of Texas Project), Series 2017-A, 4.00% 8/15/2033	6,000	6,101
New Hope Cultural Education Facs. Fin. Corp., Hospital Rev. Bonds (Children's Health System of Texas Project), Series 2017-A, 5.00% 8/15/2047	4,000	4,101

# The Tax-Exempt Bond Fund of America (continued)

Bonds, notes & other debt instruments (continued)	Principal amount (000)	Value (000)
<b>Texas (continued)</b>		
New Hope Cultural Education Facs. Fin. Corp., Retirement Fac. Rev. Bonds (MRC Crestview Project), Series 2016, 5.00% 11/15/2036 (preref. 11/15/2024)	USD350	\$ 363
New Hope Cultural Education Facs. Fin. Corp., Retirement Fac. Rev. Bonds (MRC Crestview Project), Series 2016, 5.00% 11/15/2046 (preref. 11/15/2024)	200	208
New Hope Cultural Education Facs. Fin. Corp., Retirement Fac. Rev. Bonds (Wesleyan Homes, Inc. Project), Series 2014, 5.50% 1/1/2043	1,000	819
New Hope Cultural Education Facs. Fin. Corp., Retirement Fac. Rev. Bonds (Wesleyan Homes, Inc. Project), Series 2014, 5.50% 1/1/2049	1,550	1,212
New Hope Cultural Education Facs. Fin. Corp., Retirement Fac. Rev. Bonds (Westminster Project), Series 2016, 5.00% 11/1/2026	1,000	1,018
New Hope Cultural Education Facs. Fin. Corp., Retirement Fac. Rev. Bonds (Westminster Project), Series 2016, 5.00% 11/1/2031	1,615	1,631
New Hope Cultural Education Facs. Fin. Corp., Retirement Fac. Rev. Bonds (Westminster Project), Series 2016, 5.00% 11/1/2040	4,300	4,150
New Hope Cultural Education Facs. Fin. Corp., Retirement Fac. Rev. Bonds (Westminster Project), Series 2021, 4.00% 11/1/2049	3,400	2,664
New Hope Cultural Education Facs. Fin. Corp., Retirement Fac. Rev. Bonds (Westminster Project), Series 2021, 4.00% 11/1/2055	8,225	6,211
New Hope Cultural Education Facs. Fin. Corp., Student Housing Rev. Bonds (CHF-Collegiate Housing Island Campus, LLC - Texas A&M University-Corpus Christi Island Campus Project), Series 2017-A, 5.00% 4/1/2037 (preref. 4/1/2027)	1,500	1,601
New Hope Cultural Education Facs. Fin. Corp., Student Housing Rev. Bonds (CHF-Collegiate Housing Island Campus, LLC - Texas A&M University-Corpus Christi Island Campus Project), Series 2017-A, 5.00% 4/1/2042 (preref. 4/1/2027)	875	934
New Hope Cultural Education Facs. Fin. Corp., Student Housing Rev. Bonds (CHF-Collegiate Housing Stephenville II, LLC - Tarleton State University Project), Series 2014-A, 5.00% 4/1/2046	1,500	1,516
Newark Higher Education Fin. Corp., Education Rev. and Rev. Ref. Bonds (Austin Achieve Public School, Inc.), Series 2022, 4.00% 6/15/2052	2,000	1,894
Newark Higher Education Fin. Corp., Rev. Improvement and Rev. Ref. Bonds (Abilene Christian University Project), Series 2022-A, 4.00% 4/1/2057	31,770	27,989
North Central Texas Housing Fin. Corp., Multi Family Housing Rev. Bonds (Bluebonnet Ridge Apartments), Series 2021, 0.375% 8/1/2040 (put 8/1/2024)	995	953
North East Independent School Dist., Unlimited Tax Rev. Ref. Bonds, Series 2015, 5.00% 8/1/2025	2,680	2,771
North East Independent School Dist., Unlimited Tax Rev. Ref. Bonds, Series 2007, 5.25% 2/1/2032	7,800	9,237
North Fort Bend Water Auth., Water System Rev. and Rev. Ref. Bonds, Series 2021, BAM insured, 4.00% 12/15/2033	1,125	1,190
North Fort Bend Water Auth., Water System Rev. and Rev. Ref. Bonds, Series 2021, BAM insured, 4.00% 12/15/2034	910	956
North Fort Bend Water Auth., Water System Rev. and Rev. Ref. Bonds, Series 2019-A, 4.00% 12/15/2044	2,500	2,428
North Fort Bend Water Auth., Water System Rev. and Rev. Ref. Bonds, Series 2021, BAM insured, 4.00% 12/15/2051	10,570	10,123
North Fort Bend Water Auth., Water System Rev. and Rev. Ref. Bonds, Series 2019-A, 4.00% 12/15/2058	2,775	2,567
North Fort Bend Water Auth., Water System Rev. and Rev. Ref. Bonds, Series 2021, BAM insured, 4.00% 12/15/2060	25,000	23,698
North Harris County Regional Water Auth., Rev. and Rev. Ref. Bonds, Series 2016, 5.00% 12/15/2031	2,100	2,224
North Harris County Regional Water Auth., Rev. and Rev. Ref. Bonds, Series 2016, 5.00% 12/15/2033	2,700	2,849
North Harris County Regional Water Auth., Rev. and Rev. Ref. Bonds, Series 2016, 5.00% 12/15/2034	1,250	1,317
North Harris County Regional Water Auth., Rev. and Rev. Ref. Bonds, Series 2016, 4.00% 12/15/2041	15,790	15,837
North Texas Municipal Water Dist., Water System Rev. Ref. and Improvement Bonds, Series 2021, 3.00% 9/1/2035	500	472
North Texas Municipal Water Dist., Water System Rev. Ref. and Improvement Bonds, Series 2021, 3.00% 9/1/2036	470	434
North Texas Municipal Water Dist., Water System Rev. Ref. and Improvement Bonds, Series 2021, 3.00% 9/1/2039	1,245	1,084
North Texas Municipal Water Dist., Water System Rev. Ref. and Improvement Bonds, Series 2021, 3.00% 9/1/2040	1,265	1,085
North Texas Tollway Auth., System Rev. and Rev. Ref. Bonds, Series 2017-A, 5.00% 1/1/2033	1,440	1,525
North Texas Tollway Auth., System Rev. and Rev. Ref. Bonds, Series 2017-A, 5.00% 1/1/2034	2,000	2,115
North Texas Tollway Auth., System Rev. and Rev. Ref. Bonds, Series 2021-B, 4.00% 1/1/2035	1,200	1,248
North Texas Tollway Auth., System Rev. and Rev. Ref. Bonds, Series 2017-A, 5.00% 1/1/2035	2,245	2,367
North Texas Tollway Auth., System Rev. and Rev. Ref. Bonds, Series 2017-A, 5.00% 1/1/2036	2,500	2,626
North Texas Tollway Auth., System Rev. and Rev. Ref. Bonds, Series 2017-A, 5.00% 1/1/2037	3,000	3,137
North Texas Tollway Auth., System Rev. and Rev. Ref. Bonds, Series 2017-A, 5.00% 1/1/2038	10,000	10,518
North Texas Tollway Auth., System Rev. and Rev. Ref. Bonds, Series 2022-A, 4.125% 1/1/2040	3,215	3,206
North Texas Tollway Auth., System Rev. and Rev. Ref. Bonds, Series 2017-A, 5.00% 1/1/2043	34,970	36,382
North Texas Tollway Auth., System Rev. and Rev. Ref. Bonds, Series 2017-B, 5.00% 1/1/2048	2,700	2,774

# The Tax-Exempt Bond Fund of America (continued)

Bonds, notes & other debt instruments (continued)	Principal amount (000)	Value (000)
<b>Texas (continued)</b>		
North Texas Tollway Auth., System Rev. and Rev. Ref. Second Tier Bonds, Series 2021-B, 4.00% 1/1/2038	USD2,500	\$ 2,522
North Texas Tollway Auth., System Rev. and Rev. Ref. Second Tier Bonds, Series 2021-B, 4.00% 1/1/2039	2,500	2,489
North Texas Tollway Auth., System Rev. and Rev. Ref. Second Tier Bonds, Series 2021-B, 4.00% 1/1/2040	2,000	1,966
North Texas Tollway Auth., System Rev. and Rev. Ref. Second Tier Bonds, Series 2021-B, 4.00% 1/1/2041	2,000	1,953
North Texas Tollway Auth., System Rev. Ref. Bonds, Series 2015-A, 5.00% 1/1/2034	4,500	4,580
North Texas Tollway Auth., System Rev. Ref. Bonds, Series 2015-A, 5.00% 1/1/2035	4,000	4,067
North Texas Tollway Auth., System Rev. Ref. Bonds, Series 2016-A, 5.00% 1/1/2036	1,000	1,037
North Texas Tollway Auth., System Rev. Ref. Bonds, Series 2015-A, 5.00% 1/1/2038	1,500	1,516
North Texas Tollway Auth., System Rev. Ref. Bonds, Series 2016-A, 5.00% 1/1/2039	8,905	9,160
North Texas Tollway Auth., System Rev. Ref. First Tier Bonds, Series 2020-A, 3.00% 1/1/2037	18,005	15,931
North Texas Tollway Auth., System Rev. Ref. Second Tier Bonds, Series 2022-B, 5.00% 1/1/2025	5,000	5,117
Northside Independent School Dist., Unlimited Tax School Building Bonds, Series 2013, 5.00% 8/15/2043	7,000	7,004
Northside Independent School Dist., Unlimited Tax School Building Bonds, Series 2020, 0.70% 6/1/2050 (put 6/1/2025)	5,250	4,964
County of Nueces, Limited Tax Rev. Ref. Bonds, Series 2019, 4.00% 2/15/2034	1,250	1,295
County of Nueces, Limited Tax Rev. Ref. Bonds, Series 2019, 4.00% 2/15/2035	650	669
County of Nueces, Limited Tax Rev. Ref. Bonds, Series 2019, 4.00% 2/15/2039	1,800	1,798
Odessa Housing Fin. Corp., Multi Family Housing Rev. Bonds (Cove in Odessa Apartments), Series 2021, 0.37% 2/1/2024 (put 9/1/2023)	8,610	8,575
Pecos-Barstow-Toyah Independent School Dist., Unlimited Tax School Building Bonds, Series 2021, 4.00% 2/15/2041	1,600	1,616
Plainview Independent School Dist., Unlimited Tax School Building Bonds, Series 2020-B, 1.50% 2/15/2050 (put 8/15/2023)	6,000	5,995
Public Fin. Auth., Rev. Fncg. System Bonds (Texas Southern University), Series 2016, BAM insured, 4.00% 5/1/2033	665	675
Red River Education Fin. Corp., Higher Education Rev. Bonds (St. Edward's University Project), Series 2016, 4.00% 6/1/2041	1,640	1,421
Richardson Independent School Dist., Unlimited Tax School Building Bonds, Series 2017, 5.00% 2/15/2028	1,065	1,118
Richardson Independent School Dist., Unlimited Tax School Building Bonds, Series 2017, 5.00% 2/15/2042	2,500	2,571
County of Rockwall, Permanent Improvement and Rev. Ref. Bonds, Series 2020, 4.00% 2/1/2034	325	335
Royce City Independent School Dist., Unlimited Tax School Building Bonds, Series 2023, 5.00% 2/15/2053	3,000	3,235
SA Energy Acquisition Public Fac. Corp., Gas Supply Rev. Bonds, Series 2007, 5.50% 8/1/2023	1,980	1,980
City of San Antonio, Electric and Gas Systems Rev. Bonds, Series 2015, 3.00% 2/1/2027	3,500	3,493
City of San Antonio, Electric and Gas Systems Rev. Bonds, Series 2015, 3.00% 2/1/2028	5,000	5,003
City of San Antonio, Electric and Gas Systems Rev. Bonds, Series 2015-D, 1.125% 12/1/2045 (put 12/1/2026)	8,350	7,391
City of San Antonio, Electric and Gas Systems Rev. Ref. Bonds, Series 2022, 5.00% 2/1/2025	470	482
City of San Antonio, Electric and Gas Systems Rev. Ref. Bonds, Series 2016, 5.00% 2/1/2026	2,500	2,615
City of San Antonio, Electric and Gas Systems Rev. Ref. Bonds, Series 2016, 5.00% 2/1/2029	4,000	4,236
City of San Antonio, Electric and Gas Systems Rev. Ref. Bonds, Series 2021-A, 5.00% 2/1/2038	1,750	1,926
City of San Antonio, Electric and Gas Systems Rev. Ref. Bonds, Series 2021-A, 5.00% 2/1/2039	2,000	2,193
City of San Antonio, Electric and Gas Systems Rev. Ref. Bonds, Series 2021-A, 5.00% 2/1/2040	2,465	2,693
City of San Antonio, Electric and Gas Systems Rev. Ref. Bonds, Series 2022, 5.00% 2/1/2040	2,000	2,206
City of San Antonio, Electric and Gas Systems Rev. Ref. Bonds, Series 2023-A, 5.25% 2/1/2040	2,500	2,859
City of San Antonio, Electric and Gas Systems Rev. Ref. Bonds, Series 2023-B, 5.25% 2/1/2040	3,730	4,265
City of San Antonio, Electric and Gas Systems Rev. Ref. Bonds, Series 2022, 4.00% 2/1/2041	1,250	1,250
City of San Antonio, Electric and Gas Systems Rev. Ref. Bonds, Series 2021-A, 5.00% 2/1/2041	2,000	2,175
City of San Antonio, Electric and Gas Systems Rev. Ref. Bonds, Series 2022, 5.00% 2/1/2042	4,400	4,801
City of San Antonio, Electric and Gas Systems Rev. Ref. Bonds, Series 2020, 5.00% 2/1/2043	1,250	1,239
City of San Antonio, Electric and Gas Systems Rev. Ref. Bonds, Series 2018-A, 5.00% 2/1/2044	4,000	4,250
City of San Antonio, Electric and Gas Systems Rev. Ref. Bonds, Series 2022, 5.00% 2/1/2044	2,000	2,171
City of San Antonio, Electric and Gas Systems Rev. Ref. Bonds, Series 2020, 5.00% 2/1/2045	1,600	1,713
City of San Antonio, Electric and Gas Systems Rev. Ref. Bonds, Series 2021-A, 5.00% 2/1/2046	5,985	6,438
City of San Antonio, Electric and Gas Systems Rev. Ref. Bonds, Series 2018-A, 5.00% 2/1/2048	6,180	6,539
City of San Antonio, Electric and Gas Systems Rev. Ref. Bonds, Series 2020, 5.00% 2/1/2049	1,000	1,067
City of San Antonio, Electric and Gas Systems Rev. Ref. Bonds, Series 2021-A, 5.00% 2/1/2049	23,590	25,331
City of San Antonio, Water System Rev. and Rev. Ref. Bonds, Series 2015-B, 4.00% 5/15/2040	7,000	6,909
City of San Antonio, Water System Rev. and Rev. Ref. Bonds, Series 2013-F, 1.00% 5/1/2043 (put 11/1/2026)	2,000	1,772
City of San Antonio, Water System Rev. and Rev. Ref. Bonds, Series 2018-A, 5.00% 5/15/2048	2,555	2,690
City of San Antonio, Water System Rev. and Rev. Ref. Bonds, Series 2020-A, 5.00% 5/15/2050	2,750	2,945
San Antonio Housing Trust Fin. Corp., Multi Family Housing Rev. Bonds (The Arbors at West Avenue Apartments), Series 2022, 1.45% 3/1/2026 (put 3/1/2025)	1,205	1,155
San Jacinto Community College Dist., G.O. Building and Rev. Ref. Bonds, Series 2021, 4.00% 2/15/2046	3,500	3,435
Sharyland Independent School Dist., Unlimited Tax Rev. Ref. Bonds, Series 2015, 5.00% 2/15/2036 (preref. 2/15/2025)	2,225	2,284

# The Tax-Exempt Bond Fund of America (continued)

Bonds, notes & other debt instruments (continued)	Principal amount (000)	Value (000)
<b>Texas (continued)</b>		
SMHA Fin. Public Fac. Corp., Multi Family Housing Rev. Bonds (The Lantana Apartments), Series 2021, 0.28% 3/1/2025 (put 3/1/2024)	USD23,000	\$22,406
South San Antonio Independent School Dist., Unlimited Tax School Building Bonds, Series 2005, 5.50% 8/15/2030	7,510	8,577
Southwest Houston Redev. Auth., Tax Increment Contract Rev. Bonds, Series 2020, Assured Guaranty Municipal insured, 4.00% 9/1/2035	465	476
Southwest Houston Redev. Auth., Tax Increment Contract Rev. Bonds, Series 2020, Assured Guaranty Municipal insured, 4.00% 9/1/2037	775	786
Surface Transportation Corp., Rev. Ref. Bonds (LBJ Infrastructure Group, LLC I-635 Managed Lanes Project), Series 2020-A, 4.00% 12/31/2037	2,500	2,376
Surface Transportation Corp., Rev. Ref. Bonds (LBJ Infrastructure Group, LLC I-635 Managed Lanes Project), Series 2020-A, 4.00% 6/30/2038	2,500	2,366
Surface Transportation Corp., Rev. Ref. Bonds (LBJ Infrastructure Group, LLC I-635 Managed Lanes Project), Series 2020-A, 4.00% 6/30/2039	1,545	1,452
Surface Transportation Corp., Rev. Ref. Bonds (LBJ Infrastructure Group, LLC I-635 Managed Lanes Project), Series 2020-A, 4.00% 12/31/2039	1,250	1,172
Surface Transportation Corp., Rev. Ref. Bonds (LBJ Infrastructure Group, LLC I-635 Managed Lanes Project), Series 2020-A, 4.00% 6/30/2040	3,775	3,513
County of Tarrant, Hospital Dist., Limited Tax Bonds, Series 2023, 4.00% 8/15/2043	2,500	2,441
Tarrant County Cultural Education Facs. Fin. Corp., Health Resources System Rev. Bonds, Series 2015-A, 4.25% 11/15/2052	1,000	961
Tarrant County Cultural Education Facs. Fin. Corp., Hospital Rev. Bonds (Baylor Scott & White Health Project), Series 2016-A, 5.00% 11/15/2031	1,000	1,050
Tarrant County Cultural Education Facs. Fin. Corp., Hospital Rev. Bonds (Baylor Scott & White Health Project), Series 2022-D, 5.00% 11/15/2051	11,000	11,573
Tarrant County Cultural Education Facs. Fin. Corp., Hospital Rev. Bonds (Cook Children's Medical Center), Series 2020, 5.00% 12/1/2032	2,000	2,239
Tarrant County Cultural Education Facs. Fin. Corp., Hospital Rev. Bonds (Cook Children's Medical Center), Series 2020, 5.00% 12/1/2033	1,800	2,010
Tarrant County Cultural Education Facs. Fin. Corp., Hospital Rev. Bonds (Cook Children's Medical Center), Series 2020, 4.00% 12/1/2045	5,000	4,826
Tarrant County Cultural Education Facs. Fin. Corp., Hospital Rev. Bonds (Methodist Hospitals of Dallas), Series 2022, 4.00% 10/1/2041	2,000	1,974
Tarrant County Cultural Education Facs. Fin. Corp., Hospital Rev. Bonds (Methodist Hospitals of Dallas), Series 2022, 4.00% 10/1/2042	2,725	2,657
Tarrant County Cultural Education Facs. Fin. Corp., Hospital Rev. Bonds (Methodist Hospitals of Dallas), Series 2022, 4.00% 10/1/2047	1,350	1,292
Tarrant County Cultural Education Facs. Fin. Corp., Hospital Rev. Ref. Bonds (Baylor Scott & White Health Project), Series 2013-A, 5.00% 8/15/2033 (preref. 8/15/2023)	1,000	1,001
Tarrant County Cultural Education Facs. Fin. Corp., Retirement Fac. Rev. Bonds (Air Force Villages Obligated Group), Series 2016, 4.00% 5/15/2031	6,315	5,636
Tarrant County Cultural Education Facs. Fin. Corp., Retirement Fac. Rev. Bonds (Barton Creek Senior Living Center, Inc. - Querencia Project), Series 2015, 5.00% 11/15/2023	1,530	1,528
Tarrant County Cultural Education Facs. Fin. Corp., Retirement Fac. Rev. Bonds (Barton Creek Senior Living Center, Inc. - Querencia Project), Series 2015, 5.00% 11/15/2035	1,500	1,444
Texas City Independent School Dist., Unlimited Tax School Building Bonds, Series 2023, 4.00% 8/15/2040	1,000	1,017
Board of Regents of the Texas A&M University System, Rev. Fncg. System Bonds, Series 2017-C, 5.00% 5/15/2033	1,000	1,072
Board of Regents of the Texas State University System, Rev. Fncg. System Rev. and Rev. Ref. Bonds, Series 2017-A, 5.00% 3/15/2029	5,250	5,612
Board of Regents of the Texas State University System, Rev. Fncg. System Rev. and Rev. Ref. Bonds, Series 2019-A, 5.00% 3/15/2032	6,030	6,672
Board of Regents of the Texas State University System, Rev. Fncg. System Rev. and Rev. Ref. Bonds, Series 2017-A, 5.00% 3/15/2035	1,145	1,213
Board of Regents of the Texas State University System, Rev. Fncg. System Rev. and Rev. Ref. Bonds, Series 2017-A, 5.00% 3/15/2036	1,180	1,245
Board of Regents of the Texas Tech University System, Rev. Fncg. System Rev. Ref. and Improvement Bonds, Series 2015-A, 5.00% 2/15/2033	2,000	2,037
THF Public Fac. Corp., Multi Family Housing Bonds (Lakeside Manor Apartments), Series 2022, 3.25% 3/1/2040 (put 9/1/2025)	6,000	5,882
Transportation Commission, Central Texas Turnpike System Rev. Ref. Bonds, Series 2015-C, 5.00% 8/15/2030	1,055	1,068
Transportation Commission, Central Texas Turnpike System Rev. Ref. Bonds, Series 2015-B, 5.00% 8/15/2032	2,000	2,029
Transportation Commission, Central Texas Turnpike System Rev. Ref. Bonds, Series 2015-C, 5.00% 8/15/2033	5,000	5,062
Transportation Commission, Central Texas Turnpike System Rev. Ref. Bonds, Series 2015-B, 5.00% 8/15/2037	4,000	4,040

# The Tax-Exempt Bond Fund of America (continued)

Bonds, notes & other debt instruments (continued)	Principal amount (000)	Value (000)
<b>Texas (continued)</b>		
Transportation Commission, Central Texas Turnpike System Rev. Ref. Bonds, Series 2015-C, 5.00% 8/15/2037	USD8,250	\$ 8,327
Transportation Commission, Central Texas Turnpike System Rev. Ref. Bonds, Capital Appreciation Bonds, Series 2015-B, 0% 8/15/2036	1,000	548
Transportation Commission, G.O. Mobility Fund Bonds, Series 2014-A, 5.00% 10/1/2044 (preref. 10/1/2024)	4,000	4,075
Transportation Commission, Highway Improvement G.O. Bonds, Series 2016-A, 5.00% 4/1/2031	3,000	3,162
Transportation Commission, State Highway 249 System First Tier Toll Rev. Bonds, Capital Appreciation Bonds, Series 2019-A, 0% 8/1/2038	850	424
Transportation Commission, State Highway 249 System First Tier Toll Rev. Bonds, Capital Appreciation Bonds, Series 2019-A, 0% 8/1/2039	950	448
Transportation Commission, State Highway 249 System First Tier Toll Rev. Bonds, Capital Appreciation Bonds, Series 2019-A, 0% 8/1/2040	800	356
Transportation Commission, State Highway 249 System First Tier Toll Rev. Bonds, Capital Appreciation Bonds, Series 2019-A, 0% 8/1/2041	1,425	599
Transportation Commission, State Highway 249 System First Tier Toll Rev. Bonds, Capital Appreciation Bonds, Series 2019-A, 0% 8/1/2043	2,185	826
Transportation Commission, State Highway 249 System First Tier Toll Rev. Bonds, Capital Appreciation Bonds, Series 2019-A, 0% 8/1/2044	2,850	1,019
Transportation Commission, State Highway Fund, First Tier Rev. and Rev. Ref. Bonds, Series 2014-A, 5.00% 4/1/2033 (preref. 4/1/2024)	5,000	5,054
Trinity River Auth., Regional Wastewater System Rev. Ref. Bonds, Series 2020, 5.00% 8/1/2030	1,000	1,138
Turnpike Auth., Central Texas Turnpike System, Rev. Bonds, Capital Appreciation Bonds, Series 2002-A, AMBAC insured, 0% 8/15/2028	26,715	22,445
Turnpike Auth., Central Texas Turnpike System, Rev. Bonds, Capital Appreciation Bonds, Series 2002-A, AMBAC insured, 0% 8/15/2029	27,520	22,307
United Independent School Dist., Unlimited Tax School Building Bonds, Series 2017, 5.00% 8/15/2031	1,000	1,077
United Independent School Dist., Unlimited Tax School Building Bonds, Series 2017, 5.00% 8/15/2032	1,000	1,075
Board of Regents of the University of Houston System, Consolidated Rev. and Rev. Ref. Bonds, Series 2017-A, 5.00% 2/15/2026	3,000	3,144
Board of Regents of the University of Houston System, Consolidated Rev. and Rev. Ref. Bonds, Series 2020-A, 3.00% 2/15/2030	4,440	4,414
Board of Regents of the University of North Texas System, Rev. Fncg. System Rev. Ref. and Improvement Bonds, Series 2018-A, 5.00% 4/15/2031	3,040	3,311
Board of Regents of the University of North Texas System, Rev. Fncg. System Rev. Ref. and Improvement Bonds, Series 2018-A, 5.00% 4/15/2032	2,185	2,379
Board of Regents of the University of North Texas System, Rev. Fncg. System Rev. Ref. and Improvement Bonds, Series 2018-A, 5.00% 4/15/2033	2,000	2,177
Board of Regents of the University of North Texas System, Rev. Fncg. System Rev. Ref. and Improvement Bonds, Series 2018-A, 5.00% 4/15/2036	2,000	2,156
Board of Regents of the University of North Texas System, Rev. Fncg. System Rev. Ref. and Improvement Bonds, Series 2018-A, 5.00% 4/15/2037	1,800	1,925
Board of Regents of the University of North Texas System, Rev. Fncg. System Rev. Ref. and Improvement Bonds, Series 2018-A, 5.00% 4/15/2038	2,100	2,234
Board of Regents of the University of North Texas System, Rev. Fncg. System Rev. Ref. and Improvement Bonds, Series 2018-A, 5.00% 4/15/2039	2,125	2,254
Board of Regents of the University of North Texas System, Rev. Fncg. System Rev. Ref. and Improvement Bonds, Series 2018-A, 5.00% 4/15/2044	6,000	6,312
Board of Regents of the University of Texas System, Permanent University Fund Bonds, Series 2015-B, 5.00% 7/1/2033	1,085	1,118
Board of Regents of the University of Texas System, Rev. Fncg. System Bonds, Series 2016-E, 5.00% 8/15/2023	1,555	1,556
Board of Regents of the University of Texas System, Rev. Fncg. System Bonds, Series 2022-A, 4.00% 8/15/2052	5,000	4,811
Water Dev. Board, State Revolving Fund Rev. Bonds, Series 2023, 5.00% 8/1/2037	1,000	1,138
Water Dev. Board, State Revolving Fund Rev. Bonds, Series 2020, 4.00% 8/1/2038	2,000	2,031
Water Dev. Board, State Revolving Fund Rev. Bonds, Series 2023, 5.00% 8/1/2038	1,200	1,358
Water Dev. Board, State Revolving Fund Rev. Bonds, Series 2023, 5.00% 8/1/2044	1,000	1,106
Water Dev. Board, State Water Implementation Rev. Fund, Rev. Bonds (Master Trust), Series 2020, 5.00% 10/15/2025	1,000	1,041
Water Dev. Board, State Water Implementation Rev. Fund, Rev. Bonds (Master Trust), Series 2017-A, 5.00% 4/15/2028	2,000	2,164
Water Dev. Board, State Water Implementation Rev. Fund, Rev. Bonds (Master Trust), Series 2015-A, 5.00% 10/15/2030	9,540	9,923
Water Dev. Board, State Water Implementation Rev. Fund, Rev. Bonds (Master Trust), Series 2018-A, 4.00% 10/15/2032	8,445	8,777



# The Tax-Exempt Bond Fund of America (continued)

Bonds, notes & other debt instruments (continued)	Principal amount (000)	Value (000)
<b>Texas (continued)</b>		
Water Dev. Board, State Water Implementation Rev. Fund, Rev. Bonds (Master Trust), Series 2018-A, 4.00% 10/15/2033	USD2,000	\$ 2,074
Water Dev. Board, State Water Implementation Rev. Fund, Rev. Bonds (Master Trust), Series 2018-A, 4.00% 10/15/2034	6,440	6,654
Water Dev. Board, State Water Implementation Rev. Fund, Rev. Bonds (Master Trust), Series 2018-A, 4.00% 10/15/2035	8,810	9,054
Water Dev. Board, State Water Implementation Rev. Fund, Rev. Bonds (Master Trust), Series 2017-A, 4.00% 10/15/2036	10,000	10,181
Water Dev. Board, State Water Implementation Rev. Fund, Rev. Bonds (Master Trust), Series 2018-A, 4.00% 10/15/2037	8,900	9,047
Water Dev. Board, State Water Implementation Rev. Fund, Rev. Bonds (Master Trust), Series 2018-A, 4.00% 10/15/2038	4,000	4,056
Water Dev. Board, State Water Implementation Rev. Fund, Rev. Bonds (Master Trust), Series 2015-A, 5.00% 10/15/2040	10,350	10,588
Water Dev. Board, State Water Implementation Rev. Fund, Rev. Bonds (Master Trust), Series 2019-A, 4.00% 10/15/2044	10,000	9,875
Water Dev. Board, State Water Implementation Rev. Fund, Rev. Bonds (Master Trust), Series 2016, 5.00% 10/15/2046	10,000	10,300
Water Dev. Board, State Water Implementation Rev. Fund, Rev. Bonds (Master Trust), Series 2022, 4.80% 10/15/2052	1,500	1,599
Water Dev. Board, State Water Implementation Rev. Fund, Rev. Bonds (Master Trust), Series 2021, 4.00% 10/15/2056	7,180	6,849
Water Dev. Board, State Water Implementation Rev. Fund, Rev. Bonds (Master Trust), Series 2022, 5.00% 10/15/2057	2,500	2,709
Waxachie Independent School Dist., School Building Bonds, Series 2023, 5.00% 2/15/2036	360	418
Waxachie Independent School Dist., School Building Bonds, Series 2023, 5.00% 2/15/2037	300	345
Waxachie Independent School Dist., School Building Bonds, Series 2023, 5.00% 2/15/2048	6,000	6,576
West Harris County Regional Water Auth., Water System Rev. and Rev. Ref. Bonds, Series 2019, 4.00% 12/15/2045	1,000	960
West Harris County Regional Water Auth., Water System Rev. and Rev. Ref. Bonds, Series 2021, BAM insured, 4.00% 12/15/2060	12,750	11,973
West Travis County Public Utility Agcy., Rev. Ref. Bonds, Series 2017, BAM insured, 4.00% 8/15/2033	1,100	1,122
		<u>2,143,521</u>
<b>United States 0.85%</b>		
Freddie Mac, Multi Family Certs., Series 2023, 0.897% 6/25/2035 <sup>1,3</sup>	34,142	2,077
Freddie Mac, Multi Family Certs., Series 2023, 2.75% 11/25/2035 <sup>1</sup>	48,860	41,495
Freddie Mac, Multi Family Certs., Series 2023, 4.14% 1/25/2040 <sup>3</sup>	35,465	32,835
Freddie Mac, Multi Family Mortgage Bonds, Series 2019-ML-05, Class AUS, 3.40% 1/25/2036	23,417	21,313
Freddie Mac, Multi Family Mortgage Certs., Series 2015-M-033, 2.65% 9/15/2030	7,395	6,503
Freddie Mac, Multi Family Mortgage Certs., Series 2018-M-042, Class A, (SIFMA Municipal Swap Index + 0.30%) 2.60% 9/15/2033 <sup>1</sup>	22,700	22,700
Freddie Mac, Multi Family Mortgage Certs., Series 2019-M-049, 3.05% 4/15/2034	3,630	3,206
Freddie Mac, Multi Family Mortgage Certs., Series 2018-M-046, 2.625% 6/15/2035 <sup>1</sup>	12,630	12,630
Freddie Mac, Multi Family Mortgage Certs., Series 2020-M-067, Class A, 2.25% 12/15/2037	57,700	44,487
Freddie Mac, Multi Family Mortgage Green Bonds, Series 2021-ML-10, Class AUS, 2.032% 1/25/2038 <sup>1</sup>	11,824	8,683
		<u>195,929</u>
<b>Utah 0.71%</b>		
Charter School Fin. Auth., Charter School Rev. Ref. Bonds (Early Light Academy), Series 2017, 5.00% 7/15/2037 <sup>1</sup>	5,185	4,877
CACHE County School Dist., Board of Education, G.O. Bonds (Utah Bond Guaranty Program), Series 2014, 5.00% 6/15/2027 (preref. 6/15/2024)	1,300	1,320
G.O. Bonds, Series 2020, 3.00% 7/1/2034	2,025	1,978
Housing Corp., Single Family Mortgage Bonds, Class III, Series 2010-B-1, 4.00% 7/1/2024	5	5
Housing Corp., Single Family Mortgage Bonds, Class III, Series 2015-D-2, 4.00% 1/1/2045	3,590	3,560
Salt Lake City, Airport Rev. Bonds (Salt Lake City International Airport), Series 2021-B, 4.00% 7/1/2037	4,260	4,291
Salt Lake City, Airport Rev. Bonds (Salt Lake City International Airport), Series 2021-B, 4.00% 7/1/2038	4,430	4,449
Salt Lake City, Airport Rev. Bonds (Salt Lake City International Airport), Series 2021-B, 4.00% 7/1/2039	4,510	4,501
Salt Lake City, Airport Rev. Bonds (Salt Lake City International Airport), Series 2021-B, 4.00% 7/1/2040	4,795	4,769
Salt Lake City, Airport Rev. Bonds (Salt Lake City International Airport), Series 2021-B, 4.00% 7/1/2041	4,820	4,794
Salt Lake City, Airport Rev. Bonds (Salt Lake City International Airport), Series 2021-B, 5.00% 7/1/2046	2,150	2,310
Salt Lake City, Airport Rev. Bonds (Salt Lake City International Airport), Series 2017-B, 5.00% 7/1/2047	5,995	6,174

# The Tax-Exempt Bond Fund of America (continued)

Bonds, notes & other debt instruments (continued)	Principal amount (000)	Value (000)
<b>Utah (continued)</b>		
Salt Lake City, Airport Rev. Bonds (Salt Lake City International Airport), Series 2021-B, 5.00% 7/1/2051	USD4,000	\$ 4,249
School Fin. Auth., Charter School Rev. Bonds (Utah Charter Academies Project), Series 2018-A-1, 5.00% 10/15/2038	730	751
School Fin. Auth., Charter School Rev. Bonds (Utah Charter Academies Project), Series 2018-A-1, 5.00% 10/15/2043	1,150	1,173
School Fin. Auth., Charter School Rev. Bonds (Utah Charter Academies Project), Series 2018-A-1, 5.00% 10/15/2048	1,185	1,203
Telecommunication Open Infrastructure Agcy., Sales Tax and Telecommunications Rev. Ref. Bonds, Series 2022, 5.00% 6/1/2032	100	114
Telecommunication Open Infrastructure Agcy., Sales Tax and Telecommunications Rev. Ref. Bonds, Series 2022, 5.25% 6/1/2037	1,000	1,130
Transit Auth., Sales Tax Rev. and Rev. Ref. Bonds, Series 2007-A, National insured, 5.00% 6/15/2035	38,270	45,094
Transit Auth., Sales Tax Rev. Ref. Bonds, Series 2015-A, 4.00% 6/15/2032 (preref. 6/15/2025)	26,225	26,643
Transit Auth., Sales Tax Rev. Ref. Bonds, Series 2015-A, 4.00% 6/15/2033 (preref. 6/15/2025)	12,200	12,395
UIPA Crossroads Public Infrastructure Dist., Tax Differential Rev. Bonds, Series 2021, 4.125% 6/1/2041 <sup>1</sup>	4,790	4,232
UIPA Crossroads Public Infrastructure Dist., Tax Differential Rev. Bonds, Series 2021, 4.375% 6/1/2052 <sup>1</sup>	8,500	7,345
County of Utah, Hospital Rev. Bonds (IHC Health Services, Inc.), Series 2018-A, 5.00% 5/15/2032	1,000	1,087
County of Utah, Hospital Rev. Bonds (IHC Health Services, Inc.), Series 2018-A, 5.00% 5/15/2034	1,000	1,083
County of Utah, Hospital Rev. Bonds (IHC Health Services, Inc.), Series 2018-A, 5.00% 5/15/2035	1,000	1,077
County of Utah, Hospital Rev. Bonds (IHC Health Services, Inc.), Series 2018-A, 5.00% 5/15/2036	2,000	2,137
County of Utah, Hospital Rev. Bonds (IHC Health Services, Inc.), Series 2018-A, 5.00% 5/15/2037	1,400	1,487
County of Utah, Hospital Rev. Bonds (IHC Health Services, Inc.), Series 2018-A, 5.00% 5/15/2038	1,250	1,322
County of Utah, Hospital Rev. Bonds (IHC Health Services, Inc.), Series 2018-A, 5.00% 5/15/2039	2,190	2,305
County of Utah, Hospital Rev. Bonds (IHC Health Services, Inc.), Series 2020-A, 3.00% 5/15/2050	2,155	1,648
City of Vineyard, Redev. Agcy., Tax Increment Rev. and Rev. Ref. Bonds, Series 2021, Assured Guaranty Municipal insured, 5.00% 5/1/2027	315	336
City of Vineyard, Redev. Agcy., Tax Increment Rev. and Rev. Ref. Bonds, Series 2021, Assured Guaranty Municipal insured, 5.00% 5/1/2028	450	489
City of Vineyard, Redev. Agcy., Tax Increment Rev. and Rev. Ref. Bonds, Series 2021, Assured Guaranty Municipal insured, 5.00% 5/1/2030	175	197
City of Vineyard, Redev. Agcy., Tax Increment Rev. and Rev. Ref. Bonds, Series 2021, Assured Guaranty Municipal insured, 5.00% 5/1/2031	95	108
City of Vineyard, Redev. Agcy., Tax Increment Rev. and Rev. Ref. Bonds, Series 2021, Assured Guaranty Municipal insured, 4.00% 5/1/2032	135	143
City of Vineyard, Redev. Agcy., Tax Increment Rev. and Rev. Ref. Bonds, Series 2021, Assured Guaranty Municipal insured, 4.00% 5/1/2033	150	158
City of Vineyard, Redev. Agcy., Tax Increment Rev. and Rev. Ref. Bonds, Series 2021, Assured Guaranty Municipal insured, 4.00% 5/1/2034	115	121
City of Vineyard, Redev. Agcy., Tax Increment Rev. and Rev. Ref. Bonds, Series 2021, Assured Guaranty Municipal insured, 4.00% 5/1/2035	215	225
City of Vineyard, Redev. Agcy., Tax Increment Rev. and Rev. Ref. Bonds, Series 2021, Assured Guaranty Municipal insured, 4.00% 5/1/2037	300	308
City of Vineyard, Redev. Agcy., Tax Increment Rev. and Rev. Ref. Bonds, Series 2021, Assured Guaranty Municipal insured, 4.00% 5/1/2039	175	177
City of Vineyard, Redev. Agcy., Tax Increment Rev. and Rev. Ref. Bonds, Series 2021, Assured Guaranty Municipal insured, 4.00% 5/1/2040	160	162
City of Vineyard, Redev. Agcy., Tax Increment Rev. and Rev. Ref. Bonds, Series 2021, Assured Guaranty Municipal insured, 4.00% 5/1/2041	175	176
City of Vineyard, Redev. Agcy., Tax Increment Rev. and Rev. Ref. Bonds, Series 2021, Assured Guaranty Municipal insured, 4.00% 5/1/2046	275	266
		162,369
<b>Vermont 0.07%</b>		
Educational and Health Buildings Fncg. Agcy., Rev. Bonds (The University of Vermont Medical Center Project), Series 2016-A, 5.00% 12/1/2031	3,300	3,441
Educational and Health Buildings Fncg. Agcy., Rev. Bonds (The University of Vermont Medical Center Project), Series 2016-A, 5.00% 12/1/2033	2,200	2,290
Educational and Health Buildings Fncg. Agcy., Rev. Bonds (The University of Vermont Medical Center Project), Series 2016-B, 5.00% 12/1/2039	1,750	1,795
Educational and Health Buildings Fncg. Agcy., Rev. Bonds (The University of Vermont Medical Center Project), Series 2016-B, 5.00% 12/1/2046	4,300	4,354
Housing Fin. Agcy., Multi Family Mortgage Bonds, Series 2021-A, 2.60% 8/15/2051	1,000	664

# The Tax-Exempt Bond Fund of America (continued)

Bonds, notes & other debt instruments (continued)	Principal amount (000)	Value (000)
<b>Vermont (continued)</b>		
Housing Fin. Agcy., Multi Family Mortgage Bonds, Series 2022-A, 2.85% 2/15/2052	USD1,830	\$ 1,288
Housing Fin. Agcy., Multiple Purpose Bonds, Series 2017-D, 4.00% 5/1/2048	370	368
Housing Fin. Agcy., Multiple Purpose Bonds, Series 2018-A, 4.00% 11/1/2048	1,695	1,683
		<u>15,883</u>
<b>Virgin Islands 0.05%</b>		
Matching Fund Special Purpose Securitization Corp., Matching Fund Securitization Bonds, Series 2022-A, 5.00% 10/1/2025	1,675	1,699
Matching Fund Special Purpose Securitization Corp., Matching Fund Securitization Bonds, Series 2022-A, 5.00% 10/1/2026	3,710	3,758
Matching Fund Special Purpose Securitization Corp., Matching Fund Securitization Bonds, Series 2022-A, 5.00% 10/1/2027	2,500	2,529
Matching Fund Special Purpose Securitization Corp., Matching Fund Securitization Bonds, Series 2022-A, 5.00% 10/1/2028	3,355	3,391
		<u>11,377</u>
<b>Virginia 1.77%</b>		
County of Albemarle, Econ. Dev. Auth., Residential Care Fac. Rev. Ref. Bonds (Westminster-Canterbury of the Blue Ridge), Series 2022-A, 4.00% 6/1/2042	1,330	1,173
County of Albemarle, Econ. Dev. Auth., Residential Care Fac. Rev. Ref. Bonds (Westminster-Canterbury of the Blue Ridge), Series 2022-A, 4.00% 6/1/2049	2,800	2,339
County of Albemarle, Econ. Dev. Auth., Residential Care Fac. Rev. Ref. Bonds (Westminster-Canterbury of the Blue Ridge), Series 2022-B, 4.00% 6/1/2054	5,220	4,208
City of Alexandria, Industrial Dev. Auth., Demand Rev. Ref. Bonds (Goodwin House), Series 2015, 5.00% 10/1/2045 (preref. 10/1/2025)	3,000	3,117
County of Arlington, Industrial Dev. Auth., Hospital Rev. Bonds (Virginia Hospital Center), Series 2020, 5.00% 7/1/2037	1,700	1,834
County of Arlington, Industrial Dev. Auth., Hospital Rev. Bonds (Virginia Hospital Center), Series 2020, 4.00% 7/1/2045	3,335	3,225
County of Arlington, Industrial Dev. Auth., Multifamily Housing Rev. Bonds (Park Shirlington Apartments), Series 2023-A, 5.00% 1/1/2026	4,140	4,263
County of Botetourt, Industrial Dev. Auth., Residential Care Fac. Rev. Ref. Bonds (Glebe, Inc.), Series 2014-A, 6.00% 7/1/2044	5,750	5,702
City of Chesapeake, Chesapeake Transportation System Toll Road Rev. Ref. Bonds, Series 2012-A, 5.00% 7/15/2047	2,525	2,526
City of Chesapeake, Chesapeake Transportation System Toll Road Rev. Ref. Bonds, Convertible Capital Appreciation Bonds, Series 2012-B, 4.875% 7/15/2040	2,000	2,058
College Building Auth., Educational Facs. Rev. Bonds (21st Century College and Equipment Programs), Series 2019-A, 3.00% 2/1/2037	5,000	4,515
College Building Auth., Educational Facs. Rev. Bonds (21st Century College and Equipment Programs), Series 2023-A, 5.00% 2/1/2039	1,900	2,154
College Building Auth., Educational Facs. Rev. Bonds (Washington and Lee University Project), Series 2001, 5.75% 1/1/2034	1,000	1,241
College Building Auth., Educational Facs. Rev. Ref. Bonds (21st Century College and Equipment Programs), Series 2017-E, 5.00% 2/1/2029	11,000	12,030
College Building Auth., Educational Facs. Rev. Ref. Bonds (21st Century College and Equipment Programs), Series 2017-E, 5.00% 2/1/2031	11,000	12,010
College Building Auth., Educational Facs. Rev. Ref. Bonds (Public Higher Education Fncg. Program), Series 2014-A, 5.00% 9/1/2025 (preref. 9/1/2024)	2,355	2,400
College Building Auth., Educational Facs. Rev. Ref. Bonds (Public Higher Education Fncg. Program), Series 2015-B, 5.00% 9/1/2026	900	937
College Building Auth., Educational Facs. Rev. Ref. Bonds (Public Higher Education Fncg. Program), Series 2015-B, 5.00% 9/1/2028	2,600	2,697
Commonwealth Transportation Board, Federal Transportation Grant Anticipation Rev. and Rev. Ref. Notes, Series 2017, 3.00% 9/15/2028	5,755	5,708
Commonwealth Transportation Board, Transportation Rev. Ref. Bonds, Series 2016-C, 5.00% 5/15/2025	2,000	2,065
County of Fairfax, Econ. Dev. Auth., County Facs. Rev. Ref. Bonds (County Facs. Project), Series 2021-B, 4.00% 10/1/2037	2,525	2,611
County of Fairfax, Econ. Dev. Auth., County Facs. Rev. Ref. Bonds (County Facs. Project), Series 2021-B, 4.00% 10/1/2041	1,520	1,530
County of Fairfax, Public Improvement Bonds, Series 2022-A, 4.00% 10/1/2026	5,460	5,651

# The Tax-Exempt Bond Fund of America (continued)

Bonds, notes & other debt instruments (continued)	Principal amount (000)	Value (000)
<b>Virginia (continued)</b>		
Town of Farmville, Industrial Dev. Auth., Educational Facs. Rev. Bonds (Convocation Center Project), Series 2021, Assured Guaranty Municipal insured, 5.375% 7/1/2053 (put 7/1/2043)	USD8,500	\$ 8,904
Town of Farmville, Industrial Dev. Auth., Educational Facs. Rev. Ref. Bonds (Longwood University Student Housing Project), Series 2018-A, 5.00% 1/1/2038	5,280	5,285
Town of Farmville, Industrial Dev. Auth., Educational Facs. Rev. Ref. Bonds (Longwood University Student Housing Project), Series 2020-A, 5.00% 1/1/2040	6,340	6,263
Town of Farmville, Industrial Dev. Auth., Educational Facs. Rev. Ref. Bonds (Longwood University Student Housing Project), Series 2018-A, 5.00% 1/1/2043	5,400	5,243
Town of Farmville, Industrial Dev. Auth., Educational Facs. Rev. Ref. Bonds (Longwood University Student Housing Project), Series 2018-A, 5.00% 1/1/2048	6,390	6,054
Town of Farmville, Industrial Dev. Auth., Educational Facs. Rev. Ref. Bonds (Longwood University Student Housing Project), Series 2020-A, 5.00% 1/1/2050	10,500	9,884
Town of Farmville, Industrial Dev. Auth., Educational Facs. Rev. Ref. Bonds (Longwood University Student Housing Project), Series 2018-A, 5.00% 1/1/2055	11,000	10,228
Town of Farmville, Industrial Dev. Auth., Educational Facs. Rev. Ref. Bonds (Longwood University Student Housing Project), Series 2020-A, 5.00% 1/1/2059	19,410	17,846
Greater Richmond Convention Center Auth., Hotel Tax Rev. Ref. Bonds, Series 2015, 5.00% 6/15/2025	1,800	1,857
Greater Richmond Convention Center Auth., Hotel Tax Rev. Ref. Bonds, Series 2015, 5.00% 6/15/2026	3,520	3,618
Greater Richmond Convention Center Auth., Hotel Tax Rev. Ref. Bonds, Series 2015, 5.00% 6/15/2032 (preref. 6/15/2025)	1,000	1,031
County of Henrico, Econ. Dev. Auth., Residential Care Fac. Rev. and Rev. Ref. Bonds (Westminster-Canterbury of Richmond), Series 2020, 4.00% 10/1/2045	1,420	1,264
County of Henrico, Econ. Dev. Auth., Residential Care Fac. Rev. Bonds (Pinnacle Living), Series 2019-A, 5.00% 6/1/2034	6,150	5,853
County of Henrico, Econ. Dev. Auth., Residential Care Fac. Rev. Ref. Bonds (LifeSpire of Virginia), Series 2017-C, 5.00% 12/1/2047	750	721
County of Henrico, Econ. Dev. Auth., Residential Care Fac. Rev. Ref. Bonds (Westminster-Canterbury of Richmond), Series 2020, 4.00% 10/1/2033	500	495
County of Henrico, Econ. Dev. Auth., Residential Care Fac. Rev. Ref. Bonds (Westminster-Canterbury of Richmond), Series 2022-A, 5.00% 10/1/2042	1,025	1,054
County of Henrico, Econ. Dev. Auth., Residential Care Fac. Rev. Ref. Bonds (Westminster-Canterbury of Richmond), Series 2022-A, 5.00% 10/1/2047	4,190	4,262
County of Henrico, Econ. Dev. Auth., Residential Care Fac. Rev. Ref. Bonds (Westminster-Canterbury of Richmond), Series 2022-A, 5.00% 10/1/2052	3,655	3,690
Housing Dev. Auth., Rental Housing Bonds, Series 2020-G, 2.40% 9/1/2045	2,165	1,497
Housing Dev. Auth., Rental Housing Bonds, Series 2020-G, 2.625% 11/1/2053	1,190	779
County of James City, Econ. Dev. Auth., Residential Care Fac. Rev. Ref. Bonds (Williamsburg Landing), Series 2021-A, 4.00% 12/1/2023	300	300
City of Lexington, Industrial Dev. Auth., Residential Care Fac. Rev. Ref. Bonds (Kendal at Lexington), Series 2022, 4.00% 1/1/2042	1,120	921
City of Lexington, Industrial Dev. Auth., Residential Care Fac. Rev. Ref. Bonds (Kendal at Lexington), Series 2022, 4.00% 1/1/2048	2,310	1,783
County of Loudoun, Community Dev. Auth., Special Assessment Bonds (Dulles Town Center Project), Series 2012, 4.25% 3/1/2026	1,000	974
Town of Louisa, Industrial Dev. Auth., Pollution Control Rev. Ref. Bonds (Virginia Electric and Power Co. Project), Series 2008-B, 0.75% 11/1/2035 (put 9/2/2025)	10,875	9,992
Town of Louisa, Industrial Dev. Auth., Pollution Control Rev. Ref. Bonds (Virginia Electric and Power Co. Project), Series 2008-A, 5.00% 11/1/2035 (put 9/2/2025)	5,000	4,974
City of Lynchburg, Econ. Dev. Auth., Hospital Rev. and Rev. Ref. Bonds (Centra Health Obligated Group), Series 2021, 3.00% 1/1/2051	8,800	6,211
City of Lynchburg, Econ. Dev. Auth., Hospital Rev. and Rev. Ref. Bonds (Centra Health Obligated Group), Series 2021, 4.00% 1/1/2055	3,960	3,477
New River Valley Regional Jail Auth., Regional Jail Fac. Rev. Ref. Bonds, Series 2016, 5.00% 10/1/2031	2,000	2,111
City of Newport News, Econ. Dev. Auth., Residential Care Facs. Rev. Ref. Bonds (LifeSpire of Virginia), Series 2016, 5.00% 12/1/2024	160	161
City of Newport News, Econ. Dev. Auth., Residential Care Facs. Rev. Ref. Bonds (LifeSpire of Virginia), Series 2016, 5.00% 12/1/2038	2,500	2,497
City of Newport News, Industrial Dev. Auth., Health Systems Rev. Bonds, Series 2017-A, 5.00% 7/1/2046 <sup>1</sup>	15,250	15,352
City of Newport News, Industrial Dev. Auth., Health Systems Rev. Ref. Bonds (Custodial Receipts), Series 2015, 5.33% 7/1/2045 <sup>1</sup>	41,100	41,505
City of Norfolk, Redev. and Housing Auth., Multi Family Housing Rev. Bonds (Braywood Manor Apartments), Series 2023, 5.00% 5/1/2043 (put 5/1/2026)	2,145	2,204
City of Norfolk, Water Rev. Bonds, Series 2015-A, 5.25% 11/1/2044	2,000	2,035

# The Tax-Exempt Bond Fund of America (continued)

Bonds, notes & other debt instruments (continued)	Principal amount (000)	Value (000)
<b>Virginia (continued)</b>		
County of Prince William, Gateway Community Dev. Auth., Special Assessment Rev. Ref. Bonds, Series 2012, 5.00% 3/1/2030	USD2,505	\$ 2,468
County of Prince William, Heritage Hunt Commercial Community Dev. Auth., Special Assessment Bonds, Series 1999-B, 7.00% 3/1/2029	319	319
Public Building Auth., Public Facs. Rev. Bonds, Series 2015-B, 5.00% 8/1/2026	1,140	1,182
Public Building Auth., Public Facs. Rev. Bonds, Series 2014-A, 5.00% 8/1/2027 (preref. 8/1/2024)	2,000	2,036
Public Building Auth., Public Facs. Rev. Bonds, Series 2020-A, 4.00% 8/1/2040 (preref. 8/1/2030)	15	16
Public School Auth., School Fncg. Bonds (1997 Resolution), Series 2022-A, 4.00% 8/1/2046	7,295	7,187
Public School Auth., School Fncg. Rev. Ref. Bonds (1997 Resolution), Series 2015-A, 5.00% 8/1/2026	2,000	2,076
Public School Auth., School Fncg. Rev. Ref. Bonds (1997 Resolution), Series 2015-A, 5.00% 8/1/2028	2,000	2,075
Rappahannock Regional Jail Auth., Fac. Capital Improvement Rev. and Rev. Ref. Bonds, Series 2015, 5.00% 10/1/2030 (preref. 10/1/2025)	1,750	1,820
Rappahannock Regional Jail Auth., Fac. Capital Improvement Rev. and Rev. Ref. Bonds, Series 2015, 5.00% 10/1/2031 (preref. 10/1/2025)	2,000	2,080
Rappahannock Regional Jail Auth., Fac. Capital Improvement Rev. and Rev. Ref. Bonds, Series 2015, 5.00% 10/1/2032 (preref. 10/1/2025)	2,250	2,340
Resources Auth., Infrastructure Rev. Bonds (Pooled Fncg. Program), Series 2011-A, 5.00% 11/1/2024	35	35
Resources Auth., Infrastructure Rev. Bonds (Pooled Fncg. Program), Series 2011-B, 5.00% 11/1/2027	15	15
Resources Auth., Infrastructure Rev. Bonds (Pooled Fncg. Program), Series 2014-B, 5.00% 11/1/2027	870	887
Resources Auth., Infrastructure Rev. Bonds (Pooled Fncg. Program), Series 2014-B, 5.00% 11/1/2027 (preref. 11/1/2024)	130	133
City of Roanoke, Econ. Dev. Auth., Hospital Rev. Bonds (Carilion Health System Obligated Group), Series 2020-A, 4.00% 7/1/2051	2,415	2,290
Small Business Fncg. Auth., Residential Care Fac. Rev. Bonds (Pinnacle Living), Series 2017-C, 5.00% 6/1/2032	2,500	2,486
Small Business Fncg. Auth., Residential Care Fac. Rev. Bonds (Pinnacle Living), Series 2017-C, 5.00% 6/1/2037	2,105	2,056
Small Business Fncg. Auth., Residential Care Fac. Rev. Bonds (Pinnacle Living), Series 2017-C, 5.00% 6/1/2042	2,960	2,818
Small Business Fncg. Auth., Residential Care Fac. Rev. Bonds (Pinnacle Living), Series 2017-C, 5.00% 6/1/2047	4,000	3,711
Small Business Fncg. Auth., Residential Care Fac. Rev. Bonds (Pinnacle Living), Series 2017-C, 5.00% 6/1/2052	5,000	4,573
Small Business Fncg. Auth., Residential Care Facs. Rev. and Rev. Ref. Bonds (LifeSpire of Virginia), Series 2021, 3.00% 12/1/2026	235	222
Small Business Fncg. Auth., Residential Care Facs. Rev. and Rev. Ref. Bonds (LifeSpire of Virginia), Series 2021, 4.00% 12/1/2036	1,210	1,109
Small Business Fncg. Auth., Residential Care Facs. Rev. and Rev. Ref. Bonds (LifeSpire of Virginia), Series 2021, 4.00% 12/1/2041	1,500	1,292
Small Business Fncg. Auth., Residential Care Facs. Rev. and Rev. Ref. Bonds (LifeSpire of Virginia), Series 2021, 4.00% 12/1/2051	9,455	7,533
Small Business Fncg. Auth., Rev. Bonds (National Senior Campuses, Inc. Obligated Group), Series 2020-A, 5.00% 1/1/2033	1,665	1,778
Small Business Fncg. Auth., Rev. Bonds (National Senior Campuses, Inc. Obligated Group), Series 2020-A, 5.00% 1/1/2034	1,325	1,413
Small Business Fncg. Auth., Rev. Bonds (National Senior Campuses, Inc. Obligated Group), Series 2020-A, 5.00% 1/1/2035	1,610	1,713
Small Business Fncg. Auth., Rev. Bonds (National Senior Campuses, Inc. Obligated Group), Series 2020-A, 4.00% 1/1/2037	2,250	2,158
Small Business Fncg. Auth., Rev. Bonds (National Senior Campuses, Inc. Obligated Group), Series 2020-A, 4.00% 1/1/2038	5,000	4,744
Small Business Fncg. Auth., Rev. Bonds (National Senior Campuses, Inc. Obligated Group), Series 2020-A, 4.00% 1/1/2045	22,410	20,021
Small Business Fncg. Auth., Rev. Bonds (National Senior Campuses, Inc. Obligated Group), Series 2020-A, 4.00% 1/1/2051	23,855	20,532
City of Spotsylvania, Water and Sewer System Rev. Ref. Bonds, Series 2015, 5.00% 6/1/2026	3,000	3,091
Upper Occoquan Sewage Auth., Regional Sewerage System Rev. Ref. Bonds, Series 2014, 5.00% 7/1/2028	5,000	5,180
City of Virginia Beach, Dev. Auth., Residential Care Fac. Rev. Ref Bonds (Westminster-Canterbury on Chesapeake Bay), Series 2018, 5.00% 9/1/2023	335	335
Western Virginia Regional Jail Auth., Regional Jail Fac. Rev. Ref. Bonds, Series 2015, 5.00% 12/1/2025	1,115	1,157
City of Winchester, Industrial Dev. Auth., Hospital Rev. Ref. Bonds (Valley Health System Obligated Group), Series 2015, 5.00% 1/1/2035	1,000	1,032
City of Winchester, Industrial Dev. Auth., Hospital Rev. Ref. Bonds (Valley Health System Obligated Group), Series 2014-A, 5.00% 1/1/2044 (preref. 1/1/2024)	3,000	3,018
County of Wise, Industrial Dev. Auth., Solid Waste and Sewage Disposal Rev. Bonds (Virginia Electric and Power Co. Project), Series 2009-A, 0.75% 10/1/2040 (put 9/2/2025)	12,875	11,829
		<u>407,079</u>



# The Tax-Exempt Bond Fund of America (continued)

Bonds, notes & other debt instruments (continued)	Principal amount (000)	Value (000)
<b>Washington 2.13%</b>		
Bethel School Dist. No. 403, Unlimited Tax G.O. Rev. Ref. Bonds, Series 2020, 4.00% 12/1/2025	USD420	\$ 429
Central Puget Sound Regional Transit Auth., Sales Tax and Motor Vehicle Excise Tax Improvement and Rev. Ref. Green Bonds, Series 2021-S-1, 3.00% 11/1/2036	13,500	12,496
Central Puget Sound Regional Transit Auth., Sales Tax and Motor Vehicle Excise Tax Improvement and Rev. Ref. Green Bonds, Series 2021-S-1, 4.00% 11/1/2046	4,000	3,899
Central Puget Sound Regional Transit Auth., Sales Tax Improvement and Rev. Ref. Green Bonds, Series 2015-S-1, 5.00% 11/1/2045 (preref. 11/1/2025)	5,000	5,215
Central Puget Sound Regional Transit Auth., Sales Tax Improvement and Rev. Ref. Green Bonds, Series 2015-S-1, 5.00% 11/1/2050 (preref. 11/1/2025)	15,000	15,646
Central Puget Sound Regional Transit Auth., Sales Tax Improvement Green Bonds, Series 2015-S-2B, (SIFMA Municipal Swap Index + 0.45%) 4.43% 11/1/2045 (put 11/1/2023) <sup>3</sup>	4,650	4,650
Convention Center Public Facs. Dist., Lodging Tax Bonds, Series 2010-B, 5.00% 7/1/2043	6,200	6,345
Convention Center Public Facs. Dist., Lodging Tax Bonds, Series 2010-B, 5.00% 7/1/2048	4,000	4,066
Convention Center Public Facs. Dist., Lodging Tax Bonds, Series 2018, 5.00% 7/1/2058	11,000	11,157
Energy Northwest, Electric Rev. and Rev. Ref. Bonds (Columbia Generating Station), Series 2023-A, 5.00% 7/1/2038	12,365	14,101
Energy Northwest, Electric Rev. Ref. Bonds (Project No. 1), Series 2017-A, 5.00% 7/1/2028	5,000	5,386
Energy Northwest, Electric Rev. Ref. Bonds (Project No. 3), Series 2015-C, 5.00% 7/1/2026	1,500	1,549
Town of Erie, Westerly Metropolitan Dist. No. 4, Limited Tax G.O. Bonds, Convertible Capital Appreciation Bonds, Series 2021-A-2, 4.00% 12/1/2045 <sup>1</sup>	1,200	1,125
G.O. Bonds, Series 2017-A, 5.00% 8/1/2036	5,000	5,240
G.O. Bonds, Series 2017-A, 5.00% 8/1/2037	5,000	5,226
G.O. Bonds, Series 2022-A, 5.00% 8/1/2039	22,830	25,476
G.O. Bonds, Series 2016-A-1, 5.00% 8/1/2040	4,750	4,867
G.O. Bonds, Series 2018-C, 5.00% 2/1/2041	2,000	2,125
G.O. Bonds, Series 2018-A, 5.00% 8/1/2041	780	819
G.O. Bonds, Series 2018-A, 5.00% 8/1/2042	4,000	4,199
G.O. Bonds, Series 2023-A, 5.00% 8/1/2044	4,000	4,440
G.O. Rev. Ref. Bonds, Series 2017-R-A, 5.00% 8/1/2033	4,000	4,213
G.O. Rev. Ref. Bonds, Series 2018-R-D, 5.00% 8/1/2035	3,000	3,204
County of Grant Public Utility Dist. No. 2, Rev. Ref. Bonds (Priest Rapids Hydroelectric Project), Series 2023-A, 5.00% 1/1/2039	1,000	1,125
County of Grant, Public Utility Dist. No. 2, Electric System Rev. Ref. Bonds, Series 2017-O, 5.00% 1/1/2042	1,200	1,258
County of Grant, Public Utility Dist. No. 2, Electric System Rev. Ref. Bonds, Series 2020-R, 2.00% 1/1/2044 (put 12/1/2025)	1,500	1,436
Health Care Facs. Auth., Rev. Bonds (CommonSpirit Health), Series 2019-B-2, 5.00% 8/1/2049 (put 8/1/2025)	5,000	5,087
Health Care Facs. Auth., Rev. Bonds (Fred Hutchinson Cancer Research Center), Series 2015, 5.00% 1/1/2026 (preref. 7/1/2025)	1,500	1,552
Health Care Facs. Auth., Rev. Bonds (Fred Hutchinson Cancer Research Center), Series 2015, 5.00% 1/1/2027 (preref. 7/1/2025)	1,000	1,035
Health Care Facs. Auth., Rev. Bonds (Multicare Health System), Series 2015-A, 5.00% 8/15/2033	2,480	2,521
Health Care Facs. Auth., Rev. Bonds (Multicare Health System), Series 2017-B, 5.00% 8/15/2037	2,000	2,044
Health Care Facs. Auth., Rev. Bonds (Multicare Health System), Series 2017-B, 4.00% 8/15/2041	5,000	4,686
Health Care Facs. Auth., Rev. Bonds (Providence Health & Services), Series 2015-A, 4.00% 10/1/2045	505	470
Health Care Facs. Auth., Rev. Bonds (Providence St. Joseph Health), Series 2014-D, 5.00% 10/1/2041	9,480	9,455
Health Care Facs. Auth., Rev. Bonds (Providence St. Joseph Health), Series 2014-C, 5.00% 10/1/2044	19,155	18,957
Health Care Facs. Auth., Rev. Bonds (Providence St. Joseph Health), Series 2014-C, 5.00% 10/1/2044 (preref. 10/1/2024)	6,765	6,873
Health Care Facs. Auth., Rev. Bonds (Seattle Cancer Care Alliance), Series 2021, 4.00% 12/1/2040 <sup>1</sup>	920	891
Health Care Facs. Auth., Rev. Bonds (Seattle Children's Hospital), Series 2017-A, 5.00% 10/1/2047	5,315	5,479
Health Care Facs. Auth., Rev. Bonds (Virginia Mason Medical Center), Series 2017, 5.00% 8/15/2032	3,000	3,117
Health Care Facs. Auth., Rev. Bonds (Virginia Mason Medical Center), Series 2017, 5.00% 8/15/2033	1,000	1,035
Health Care Facs. Auth., Rev. Bonds (Virginia Mason Medical Center), Series 2017, 5.00% 8/15/2036	2,965	3,013
Health Care Facs. Auth., Rev. Bonds (Yakima Valley Memorial Hospital Assn.), Series 2016, 5.00% 12/1/2031	4,625	4,896
Health Care Facs. Auth., Rev. Bonds (Yakima Valley Memorial Hospital Assn.), Series 2016, 5.00% 12/1/2036	1,870	1,979
Health Care Facs. Auth., Rev. Bonds (Yakima Valley Memorial Hospital Assn.), Series 2016, 5.00% 12/1/2041	1,645	1,741
Health Care Facs. Auth., Rev. Bonds (Yakima Valley Memorial Hospital Assn.), Series 2016, 5.00% 12/1/2046	2,180	2,308
Health Care Facs. Auth., Rev. Ref. Bonds (Central Washington Health Services Assn.), Series 2015, 5.00% 7/1/2028	1,500	1,534
Health Care Facs. Auth., Rev. Ref. Bonds (Central Washington Health Services Assn.), Series 2015, 5.00% 7/1/2029	1,750	1,792
Health Care Facs. Auth., Rev. Ref. Bonds (Central Washington Health Services Assn.), Series 2015, 5.00% 7/1/2030	1,500	1,537
Health Care Facs. Auth., Rev. Ref. Bonds (PeaceHealth), Series 2014-A, 5.00% 11/15/2027 (preref. 5/15/2024)	795	805
Health Care Facs. Auth., Rev. Ref. Bonds (Providence St. Joseph Health), Series 2018-B, 5.00% 10/1/2029	1,700	1,802
Health Care Facs. Auth., Rev. Ref. Bonds (Providence St. Joseph Health), Series 2018-B, 5.00% 10/1/2033	3,000	3,164

# The Tax-Exempt Bond Fund of America (continued)

Bonds, notes & other debt instruments (continued)	Principal amount (000)	Value (000)
<b>Washington (continued)</b>		
Health Care Facs. Auth., Rev. Ref. Bonds (Seattle Children's Hospital), Series 2015-B, 5.00% 10/1/2038	USD7,000	\$ 7,492
Housing Fin. Commission, Multi Family Housing Rev. Bonds (Grata at Totem Lake Apartments Project), Series 2022-B, 2.25% 9/1/2025 (put 3/1/2025)	3,925	3,832
Housing Fin. Commission, Multi Family Housing Rev. Bonds (HopeSource III Portfolio Projects), Series 2022, 1.25% 1/1/2025 (put 1/1/2024)	5,355	5,283
Housing Fin. Commission, Municipal Certs., Series 2021-1, Class X, interest only, 0.725% 12/20/2035 <sup>7</sup>	12,665	594
Housing Fin. Commission, Municipal Certs., Series 2021-1, 3.50% 12/20/2035	43,358	40,087
Housing Fin. Commission, Nonprofit Housing Rev. and Rev. Ref. Bonds (Horizon House Project), Series 2017, 5.00% 1/1/2025 <sup>1</sup>	240	238
Housing Fin. Commission, Nonprofit Housing Rev. and Rev. Ref. Bonds (Horizon House Project), Series 2017, 5.00% 1/1/2027 <sup>1</sup>	110	108
Housing Fin. Commission, Nonprofit Housing Rev. and Rev. Ref. Bonds (Horizon House Project), Series 2017, 5.00% 1/1/2028 <sup>1</sup>	250	244
Housing Fin. Commission, Nonprofit Housing Rev. and Rev. Ref. Bonds (Horizon House Project), Series 2017, 5.00% 1/1/2029 <sup>1</sup>	160	155
Housing Fin. Commission, Nonprofit Housing Rev. Ref. Bonds (Emerald Heights Project), Series 2013, 5.00% 7/1/2028	1,100	1,101
Housing Fin. Commission, Nonprofit Housing Rev. Ref. Bonds (Horizon House Project), Series 2017, 5.00% 1/1/2038 <sup>1</sup>	2,300	2,008
Housing Fin. Commission, Nonprofit Housing Rev. Ref. Bonds (Horizon House Project), Series 2017, 5.00% 1/1/2043 <sup>1</sup>	3,400	2,809
Housing Fin. Commission, Nonprofit Housing Rev. Ref. Bonds (Horizon House Project), Series 2017, 5.00% 1/1/2048 <sup>1</sup>	2,820	2,239
Housing Fin. Commission, Nonprofit Housing Rev. Ref. Bonds (Rockwood Retirement Project), Series 2014-A, 7.375% 1/1/2044 (preref. 1/1/2024) <sup>1</sup>	15,880	16,114
Housing Fin. Commission, Nonprofit Housing Rev. Ref. Bonds (Rockwood Retirement Project), Series 2014-A, 7.50% 1/1/2049 (preref. 1/1/2024) <sup>1</sup>	6,000	6,092
Housing Fin. Commission, Single Family Program Bonds, Series 2015-1-N, 3.45% 12/1/2030	975	954
Housing Fin. Commission, Single Family Program Bonds, Series 2020-1-N, 2.45% 12/1/2035	1,400	1,210
Housing Fin. Commission, Single Family Program Bonds, Series 2020-1-N, 2.65% 12/1/2040	1,750	1,388
Housing Fin. Commission, Single Family Program Bonds, Series 2020-1-N, 2.80% 12/1/2043	975	769
Housing Fin. Commission, Single Family Program Bonds, Series 2017-2-N, 3.50% 6/1/2047	840	829
Housing Fin. Commission, Single Family Program Bonds, Series 2017-1-N, 4.00% 12/1/2047	230	229
Housing Fin. Commission, Single Family Program Bonds, Series 2018-1-N, 4.00% 12/1/2048	2,625	2,604
Housing Fin. Commission, Single Family Program Bonds, Series 2019-1-N, 4.00% 6/1/2049	4,410	4,375
Housing Fin. Commission, Single Family Program Bonds, Series 2021-1-N, 3.00% 12/1/2049	5,660	5,447
Housing Fin. Commission, Single Family Program Bonds, Series 2021-2-N, 3.00% 6/1/2051	5,520	5,283
Housing Fin. Commission, Single Family Program Rev. Ref. Bonds, Series 2022-1-N, 5.00% 12/1/2052	3,635	3,776
Kalispel Tribe of Indians, Priority Distribution Payment Bonds, Series 2018-A, 5.00% 1/1/2032 <sup>1</sup>	3,600	3,701
County of King, Convention Center Public Facs. Dist., Lodging Tax Rev. Ref. Bonds, Series 2021-B, 3.00% 7/1/2043 <sup>1</sup>	40,335	31,919
County of King, Convention Center Public Facs. Dist., Lodging Tax Rev. Ref. Bonds, Series 2021-B, 3.00% 7/1/2048 <sup>1</sup>	18,345	13,624
County of King, Convention Center Public Facs. Dist., Lodging Tax Rev. Ref. Bonds, Series 2021-B, 3.00% 7/1/2058 <sup>1</sup>	22,180	15,363
County of King, Convention Center Public Facs. Dist., Lodging Tax Rev. Ref. Bonds, Series 2021-B, 3.00% 7/1/2058 <sup>1</sup>	10,375	7,107
County of King, Convention Center Public Facs. Dist., Lodging Tax Rev. Ref. Bonds, Series 2021-B, 4.00% 7/1/2058 <sup>1</sup>	4,740	4,122
County of King, Sewer Rev. Ref. Bonds, Series 2017, 5.00% 7/1/2033	2,500	2,691
County of King, Sewer Rev. Ref. Bonds, Series 2017, 5.00% 7/1/2034	2,625	2,822
County of King, Sewer Rev. Ref. Bonds, Series 2015, 5.00% 7/1/2040 (preref. 1/1/2025)	2,550	2,616
Motor Vehicle Fuel Tax G.O. Bonds, Series 2014-B, 5.00% 8/1/2031	2,330	2,330
Motor Vehicle Fuel Tax G.O. Bonds, Series 2017-B, 5.00% 8/1/2036	5,000	5,235
Motor Vehicle Fuel Tax G.O. Bonds, Series 2017-B, 5.00% 8/1/2040	5,000	5,203
Motor Vehicle Fuel Tax G.O. Rev. Ref. Bonds, Series R-2022-B, 4.00% 2/1/2035	660	701
City of Seattle, Housing Auth., Rev. and Rev. Ref. Bonds (Northgate Plaza Project), Series 2021, 1.00% 6/1/2026	2,040	1,869
City of Seattle, Housing Auth., Rev. Bonds (Lam Bow Apartments Project), Series 2021, 1.25% 6/1/2024	300	294
City of Seattle, Municipal Light and Power Improvement Rev. Bonds, Series 2018-A, 4.00% 1/1/2040	10,890	10,956
City of Seattle, Municipal Light and Power Rev. Ref. Bonds, Series 2018-C-2, (SIFMA Municipal Swap Index + 0.49%) 4.47% 11/1/2046 (put 11/1/2023) <sup>3</sup>	8,000	8,001

# The Tax-Exempt Bond Fund of America (continued)

Bonds, notes & other debt instruments (continued)	Principal amount (000)	Value (000)
<b>Washington (continued)</b>		
City of Seattle, Water System Improvement and Rev. Ref. Bonds, Series 2021, 5.00% 8/1/2025	USD3,770	\$ 3,910
Tacoma School Dist. No. 10, Unlimited Tax G.O. Bonds, Series 2020-B, 4.00% 12/1/2041	3,205	3,206
Various Purpose G.O. Rev. Ref. Bonds, Series 2022-R-C, 4.00% 7/1/2026	10,000	10,288
		<u>488,683</u>
<b>West Virginia 0.18%</b>		
Econ. Dev. Auth., Solid Waste Disposal Facs. Rev. Ref. Bonds (Appalachian Power Co. - Amos Project), Series 2015-A, 2.55% 3/1/2040 (put 4/1/2024)	9,250	9,125
Hospital Fin. Auth., Hospital Rev. and Improvement Bonds (West Virginia University Health System Obligated Group), Series 2023-A, 5.00% 6/1/2038	950	1,030
Hospital Fin. Auth., Hospital Rev. and Improvement Bonds (West Virginia University Health System Obligated Group), Series 2023-A, 4.125% 6/1/2042	7,250	7,125
Hospital Fin. Auth., Hospital Rev. and Improvement Bonds (West Virginia University Health System Obligated Group), Series 2023-A, 4.375% 6/1/2053	7,000	6,823
Hospital Fin. Auth., Hospital Rev. Ref. and Improvement Bonds (West Virginia University Health System Obligated Group), Series 2018-A, 5.00% 6/1/2052	1,000	1,027
Hospital Fin. Auth., Hospital Rev. Ref. and Improvement Rev. Bonds (Cabell Huntington Hospital Obligated Group), Series 2018-A, 4.00% 1/1/2038	1,375	1,262
Hospital Fin. Auth., Hospital Rev. Ref. and Improvement Rev. Bonds (Cabell Huntington Hospital Obligated Group), Series 2018-A, 5.00% 1/1/2043	5,270	5,065
Parkways Auth., Turnpike Toll Rev. Bonds, Series 2021, 5.00% 6/1/2038	2,175	2,424
Parkways Auth., Turnpike Toll Rev. Bonds, Series 2018, 5.00% 6/1/2043	975	1,030
Parkways Auth., Turnpike Toll Rev. Bonds, Series 2021, 5.00% 6/1/2047	6,000	6,444
		<u>41,355</u>
<b>Wisconsin 1.72%</b>		
G.O. Bonds, Series 2021-A, 5.00% 5/1/2025	4,000	4,128
G.O. Bonds, Series 2016-A, 5.00% 5/1/2032 (preref. 5/1/2025)	8,000	8,260
G.O. Bonds, Series 2021-B, 4.00% 5/1/2039	1,000	1,008
G.O. Rev. Ref. Bonds, Series 2015-4, 5.00% 5/1/2026	2,500	2,558
Health and Educational Facs. Auth., Rev. Bonds (Advocate Aurora Health Care Credit Group), Series 2018-C-4, (SIFMA Municipal Swap Index + 0.65%) 4.63% 8/15/2054 (put 7/31/2024) <sup>3</sup>	1,250	1,250
Health and Educational Facs. Auth., Rev. Bonds (Advocate Aurora Health Care Credit Group), Series 2018-B, 5.00% 8/15/2054 (put 1/31/2024)	10,000	10,071
Health and Educational Facs. Auth., Rev. Bonds (Agnesian HealthCare, Inc.), Series 2017, 5.00% 7/1/2042	3,380	3,457
Health and Educational Facs. Auth., Rev. Bonds (Agnesian HealthCare, Inc.), Series 2017, 4.00% 7/1/2047	2,500	2,323
Health and Educational Facs. Auth., Rev. Bonds (Ascension Health Senior Credit Group), Series 2016-A, 5.00% 11/15/2036	2,270	2,348
Health and Educational Facs. Auth., Rev. Bonds (Ascension Health Senior Credit Group), Series 2016-A, 4.00% 11/15/2046 (preref. 5/15/2026)	1,670	1,704
Health and Educational Facs. Auth., Rev. Bonds (Aspirus, Inc. Obligated Group), Series 2021, 5.00% 8/15/2038	2,900	3,076
Health and Educational Facs. Auth., Rev. Bonds (Aspirus, Inc. Obligated Group), Series 2021, 5.00% 8/15/2039	2,500	2,615
Health and Educational Facs. Auth., Rev. Bonds (Bellin Memorial Hospital, Inc.), Series 2022-A, 5.50% 12/1/2052	3,685	3,990
Health and Educational Facs. Auth., Rev. Bonds (Beloit Health System, Inc.), Series 2016, 5.00% 7/1/2041	1,590	1,611
Health and Educational Facs. Auth., Rev. Bonds (Marshfield Clinic Health System, Inc.), Series 2020-A, Assured Guaranty Municipal insured, 4.00% 2/15/2034	1,360	1,381
Health and Educational Facs. Auth., Rev. Bonds (Marshfield Clinic Health System, Inc.), Series 2020-A, Assured Guaranty Municipal insured, 4.00% 2/15/2035	1,000	1,010
Health and Educational Facs. Auth., Rev. Bonds (Marshfield Clinic Health System, Inc.), Series 2016-B, 5.00% 2/15/2046	2,500	2,441
Health and Educational Facs. Auth., Rev. Bonds (Marshfield Clinic Health System, Inc.), Series 2020-B, 5.00% 2/15/2051 (put 2/15/2027)	4,035	4,143
Health and Educational Facs. Auth., Rev. Bonds (Marshfield Clinic Health System, Inc.), Series 2020-B, 5.00% 2/15/2052 (put 2/15/2025)	3,445	3,476
Health and Educational Facs. Auth., Rev. Bonds (Milwaukee Regional Medical Center Thermal Service, Inc.), Series 2018, 5.00% 4/1/2036	3,870	4,153
Health and Educational Facs. Auth., Rev. Bonds (Milwaukee Regional Medical Center Thermal Service, Inc.), Series 2018, 5.00% 4/1/2037	3,500	3,728
Health and Educational Facs. Auth., Rev. Bonds (Milwaukee Regional Medical Center Thermal Service, Inc.), Series 2018, 5.00% 4/1/2044	27,200	28,444

# The Tax-Exempt Bond Fund of America (continued)

Bonds, notes & other debt instruments (continued)	Principal amount (000)	Value (000)
<b>Wisconsin (continued)</b>		
Health and Educational Facs. Auth., Rev. Bonds (Milwaukee Regional Medical Center Utility and Infrastructure Obligated Group), Series 2022-A, 5.00% 4/1/2029	USD500	\$ 551
Health and Educational Facs. Auth., Rev. Bonds (Milwaukee Regional Medical Center Utility and Infrastructure Obligated Group), Series 2022-A, 5.00% 4/1/2031	500	567
Health and Educational Facs. Auth., Rev. Bonds (Milwaukee Regional Medical Center Utility and Infrastructure Obligated Group), Series 2022-A, 5.00% 4/1/2042	5,000	5,363
Health and Educational Facs. Auth., Rev. Bonds (Milwaukee Regional Medical Center Utility and Infrastructure Obligated Group), Series 2022-A, 5.00% 4/1/2052	10,250	10,849
Health and Educational Facs. Auth., Rev. Ref. Bonds (ProHealth Care, Inc. Obligated Group), Series 2015, 5.00% 8/15/2031	460	468
Health and Educational Facs. Auth., Rev. Ref. Bonds (ProHealth Care, Inc. Obligated Group), Series 2015, 5.00% 8/15/2033	500	508
Health and Educational Facs. Auth., Rev. Ref. Bonds (The Monroe Clinic, Inc.), Series 2016, 4.00% 2/15/2031 (preref. 8/15/2025)	450	457
Health and Educational Facs. Auth., Rev. Ref. Bonds (ThedaCare, Inc.), Series 2015, 5.00% 12/15/2039	920	928
Housing and Econ. Dev. Auth., Home Ownership Mortgage Rev. Bonds, Series 2017-A, 2.69% 7/1/2047	4,665	4,356
Housing and Econ. Dev. Auth., Home Ownership Rev. Bonds, Series 2018-D, 4.00% 3/1/2047	6,995	6,940
Housing and Econ. Dev. Auth., Home Ownership Rev. Bonds, Series 2017-C, 4.00% 3/1/2048	4,435	4,406
Housing and Econ. Dev. Auth., Home Ownership Rev. Bonds, Series 2018-B, 4.00% 3/1/2048	7,925	7,871
Housing and Econ. Dev. Auth., Home Ownership Rev. Bonds, Series 2019-A, 4.25% 3/1/2049	15,130	15,087
Housing and Econ. Dev. Auth., Home Ownership Rev. Bonds, Series 2019-C, 3.75% 3/1/2050	20,705	20,402
Housing and Econ. Dev. Auth., Home Ownership Rev. Bonds, Series 2020-A, 3.50% 9/1/2050	7,670	7,497
Housing and Econ. Dev. Auth., Home Ownership Rev. Bonds, Series 2021-A, 3.00% 3/1/2052	3,125	3,002
Housing and Econ. Dev. Auth., Home Ownership Rev. Bonds, Series 2021-C, 3.00% 9/1/2052	2,670	2,562
Housing and Econ. Dev. Auth., Housing Rev. Bonds, Series 2021-B, 0.40% 5/1/2045 (put 11/1/2023)	680	672
Housing and Econ. Dev. Auth., Housing Rev. Bonds, Series 2021-B, 0.50% 11/1/2050 (put 11/1/2024)	560	531
Public Fin. Auth., Health Care Facs. Rev. Bonds (Appalachian Regional Healthcare System Obligated Group), Series 2021-A, 5.00% 7/1/2040	1,000	1,028
Public Fin. Auth., Health Care Facs. Rev. Bonds (Appalachian Regional Healthcare System Obligated Group), Series 2021-A, 4.00% 7/1/2046	1,380	1,134
Public Fin. Auth., Health Care Facs. Rev. Bonds (Appalachian Regional Healthcare System Obligated Group), Series 2021-A, 4.00% 7/1/2051	2,925	2,312
Public Fin. Auth., Health Care Facs. Rev. Bonds (Appalachian Regional Healthcare System Obligated Group), Series 2021-A, 4.00% 7/1/2056	3,710	2,867
Public Fin. Auth., Health Care System Rev. Bonds (Cone Health), Series 2022-A, 4.00% 10/1/2052	15,000	14,043
Public Fin. Auth., Health Care System Rev. Bonds (Cone Health), Series 2022-A, 5.00% 10/1/2052	7,500	7,809
Public Fin. Auth., Hospital Rev. Bonds (Renown Regional Medical Center Project), Series 2020-A, Assured Guaranty Municipal insured, 3.00% 6/1/2045	32,000	24,205
Public Fin. Auth., Hospital Rev. Bonds (WakeMed), Series 2019-A, 5.00% 10/1/2044	3,000	3,095
Public Fin. Auth., Hospital Rev. Ref. Bonds (Renown Regional Medical Center Project), Series 2016-A, 5.00% 6/1/2031	3,115	3,211
Public Fin. Auth., Hospital Rev. Ref. Bonds (Renown Regional Medical Center Project), Series 2016-A, 5.00% 6/1/2032	3,250	3,349
Public Fin. Auth., Hospital Rev. Ref. Bonds (Renown Regional Medical Center Project), Series 2016-A, 5.00% 6/1/2040	11,585	11,738
Public Fin. Auth., Lease Dev. Rev. Bonds, Series 2016, Assured Guaranty Municipal insured, 5.00% 3/1/2041	4,850	4,956
Public Fin. Auth., Pollution Control Rev. Bonds (Duke Energy Progress Project), Series 2022-A-2, 3.70% 10/1/2046 (put 10/1/2030)	24,000	24,187
Public Fin. Auth., Project Rev. Bonds (CFP3 - Eastern Michigan University Student Housing Project), Series 2022-A-1, BAM insured, 5.25% 7/1/2034	370	428
Public Fin. Auth., Project Rev. Bonds (CFP3 - Eastern Michigan University Student Housing Project), Series 2022-A-1, BAM insured, 5.25% 7/1/2042	7,000	7,706
Public Fin. Auth., Project Rev. Bonds (CFP3 - Eastern Michigan University Student Housing Project), Series 2022-A-1, BAM insured, 5.375% 7/1/2047	5,635	6,191
Public Fin. Auth., Project Rev. Bonds (CFP3 - Eastern Michigan University Student Housing Project), Series 2022-A-1, BAM insured, 5.50% 7/1/2052	3,125	3,452
Public Fin. Auth., Project Rev. Bonds (CFP3 - Eastern Michigan University Student Housing Project), Series 2022-A-1, BAM insured, 5.625% 7/1/2055	4,130	4,596

# The Tax-Exempt Bond Fund of America (continued)

Bonds, notes & other debt instruments (continued)	Principal amount (000)	Value (000)
<b>Wisconsin (continued)</b>		
Public Fin. Auth., Retirement Community Rev. Bonds (Evergreens Obligated Group), Series 2019-A, 5.00% 11/15/2044	USD1,240	\$ 1,164
Public Fin. Auth., Retirement Community Rev. Bonds (Evergreens Obligated Group), Series 2019-A, 5.00% 11/15/2049	1,400	1,287
Public Fin. Auth., Retirement Community Rev. Bonds (Lifespace Communities, Inc.), Series 2020-A, 5.00% 11/15/2041	3,875	3,744
Public Fin. Auth., Retirement Facs. First Mortgage Rev. and Rev. Ref. Bonds (The United Methodist Retirement Homes), Series 2021-A, 4.00% 10/1/2051	1,000	727
Public Fin. Auth., Retirement Facs. Rev. Bonds (Friends Homes), Series 2019, 4.00% 9/1/2024 <sup>1</sup>	630	624
Public Fin. Auth., Retirement Facs. Rev. Bonds (Friends Homes), Series 2019, 5.00% 9/1/2054 <sup>1</sup>	1,500	1,275
Public Fin. Auth., Retirement Facs. Rev. Bonds (Givens Estates), Series 2021, 4.00% 12/1/2041	3,275	2,939
Public Fin. Auth., Retirement Facs. Rev. Bonds (Givens Estates), Series 2021, 4.00% 12/1/2051	13,175	11,116
Public Fin. Auth., Rev. Bonds (Bayhealth Medical Center Project), Series 2021-A, 3.00% 7/1/2050	13,515	9,678
Public Fin. Auth., Rev. Bonds (Bayhealth Medical Center Project), Series 2021-A, BAM insured, 3.00% 7/1/2050	5,550	4,041
Public Fin. Auth., Rev. Bonds (The Obligated Group of National Senior Communities, Inc.), Series 2022, 4.00% 1/1/2035	1,190	1,153
Public Fin. Auth., Rev. Bonds (The Obligated Group of National Senior Communities, Inc.), Series 2022, 4.00% 1/1/2036	1,240	1,185
Public Fin. Auth., Rev. Bonds (The Obligated Group of National Senior Communities, Inc.), Series 2022, 4.00% 1/1/2037	1,290	1,201
Public Fin. Auth., Rev. Bonds (The Obligated Group of National Senior Communities, Inc.), Series 2022, 4.00% 1/1/2042	2,000	1,779
Public Fin. Auth., Rev. Bonds (The Obligated Group of National Senior Communities, Inc.), Series 2022, 4.00% 1/1/2047	1,700	1,460
Public Fin. Auth., Rev. Bonds (The Obligated Group of National Senior Communities, Inc.), Series 2022, 4.00% 1/1/2052	1,650	1,358
Public Fin. Auth., Senior Living Rev. Ref. Bonds (Fellowship Senior Living Project), Series 2019-A, 5.00% 1/1/2035	1,000	985
Public Fin. Auth., Senior Living Rev. Ref. Bonds (Fellowship Senior Living Project), Series 2019-A, 4.00% 1/1/2046	1,000	792
Public Fin. Auth., Social Rev. Bonds (The Carmelite System, Inc. Obligated Group), Series 2020, 5.00% 1/1/2040	3,975	3,875
Public Fin. Auth., Social Rev. Bonds (The Carmelite System, Inc. Obligated Group), Series 2020, 5.00% 1/1/2045	1,530	1,456
Public Fin. Auth., Student Housing Rev. Bonds (Beyond Boone, LLC - Appalachian State University Project), Series 2020-A, Assured Guaranty Municipal insured, 4.00% 7/1/2050	1,000	921
Public Fin. Auth., Student Housing Rev. Bonds (Beyond Boone, LLC - Appalachian State University Project), Series 2020-A, Assured Guaranty Municipal insured, 4.00% 7/1/2055	1,250	1,124
Public Fin. Auth., Student Housing Rev. Bonds (Beyond Boone, LLC - Appalachian State University Project), Series 2019-A, Assured Guaranty Municipal insured, 5.00% 7/1/2058	2,000	2,039
Public Fin. Auth., Student Housing Rev. Bonds (CHF-Cullowhee, LLC - Western Carolina University Project), Series 2015, 5.25% 7/1/2047	1,000	954
Public Fin. Auth., Student Housing Rev. Bonds (CHF-Wilmington, LLC - University of North Carolina Project), Series 2018, Assured Guaranty Municipal insured, 5.00% 7/1/2058	11,250	11,565
Public Fin. Auth., Student Housing Rev. Bonds (NC A&T Real Estate Foundation, LLC Project), Series 2019-B, 5.00% 6/1/2034	1,125	1,154
Public Fin. Auth., Student Housing Rev. Green Bonds (University of Hawaii Foundation Project), Series 2021-A-1, 4.00% 7/1/2061 <sup>1</sup>	1,080	791
University of Wisconsin, Hospitals and Clinics Auth., Rev. Green Bonds, Series 2021-B, 4.00% 4/1/2051	8,500	8,034
		394,920
<b>Wyoming 0.06%</b>		
Community Dev. Auth., Housing Rev. Bonds, Series 2015-3, 3.00% 12/1/2044	30	30
Community Dev. Auth., Housing Rev. Bonds, Series 2015-6, 4.00% 6/1/2045	270	270
Community Dev. Auth., Housing Rev. Bonds, Series 2017-5, 4.00% 12/1/2046	1,690	1,678
Community Dev. Auth., Housing Rev. Bonds, Series 2020-2, 3.00% 6/1/2049	6,585	6,347
Community Dev. Auth., Housing Rev. Bonds, Series 2021-3, 3.00% 6/1/2050	1,435	1,388
Community Dev. Auth., Housing Rev. Bonds, Series 2020-1, 4.00% 12/1/2050	1,055	1,046
Community Dev. Auth., Housing Rev. Bonds, Series 2023-1, 5.75% 6/1/2053	1,730	1,845
		12,604
<b>Total bonds, notes &amp; other debt instruments (cost: \$21,449,473,000)</b>		20,294,968



# The Tax-Exempt Bond Fund of America (continued)

## Short-term securities 11.41%

	Principal amount (000)	Value (000)
<b>Municipals 9.89%</b>		
Freddie Mac, Multi Family Mortgage Certs., Series 2019-M-055, 4.19% 12/15/2028 <sup>1,3</sup>	USD17,100	\$17,100
State of Alaska, City of Valdez, Marine Terminal Rev. Ref. Bonds (Exxon Pipeline Co. Project), Series 1993-A, 4.45% 12/1/2033 <sup>3</sup>	4,160	4,160
State of Alaska, City of Valdez, Marine Terminal Rev. Ref. Bonds (ExxonMobil Project), Series 2001, 4.50% 12/1/2029 <sup>3</sup>	19,000	19,000
State of Arizona, Health Facs. Auth., Rev. Bonds (Banner Health), Series 2015-B, (SIFMA Municipal Swap Index + 0.25%) 4.23% 1/1/2046 (put 11/4/2026) <sup>3,8</sup>	6,000	6,000
State of Arizona, Industrial Dev. Auth., Hospital Rev. Ref. Bonds (Phoenix Children's Hospital), Series 2019-B, 4.50% 2/1/2048 <sup>3</sup>	36,200	36,200
State of Arizona, City of Phoenix, Industrial Dev. Auth., Health Care Facs. Rev. Bonds (Mayo Clinic), Series 2014-B, 4.45% 11/15/2052 <sup>3</sup>	2,500	2,500
State of Arizona, City of Phoenix, Industrial Dev. Auth., Health Care Facs. Rev. Bonds (Mayo Clinic), Series 2014-A, 4.46% 11/15/2052 <sup>3</sup>	36,840	36,840
State of Arizona, County of Yavapai, Industrial Dev. Auth., Solid Waste Disposal Rev. Ref. Bonds (Republic Services, Inc. Project), Series 2010, 3.80% 4/1/2029 (put 12/1/2022) <sup>8</sup>	4,000	4,000
State of California, Kern Community College Dist., Facs. Improvement Dist. No. 1, G.O. Bond Anticipation Notes, Capital Appreciation Notes, Series 2020, 0% 8/1/2023	265	265
State of California, City of Los Angeles, Tax and Rev. Anticipation Notes, Series 2023, 5.00% 6/27/2024	60,000	60,978
State of California, County of Los Angeles, Tax and Rev. Anticipation Notes, Series 2023, 5.00% 6/28/2024	15,000	15,245
State of California, Pollution Control Fncg. Auth., Solid Waste Disposal Rev. Ref. Bonds (Republic Services, Inc. Project), Series 2010-B, 3.25% 8/1/2024 (put 8/1/2023) <sup>1,8</sup>	10,000	10,000
State of California, County of Riverside, Tax and Rev. Anticipation Notes, Series 2023, 5.00% 6/28/2024	10,000	10,160
State of California, Regents of the University of California, General Rev. Bonds, Series 2013-AL-4, 3.50% 5/15/2048 <sup>3</sup>	5,420	5,420
State of California, Regents of the University of California, Medical Center Pooled Rev. Bonds, Series 2020-O-1, 3.35% 5/15/2045 <sup>3</sup>	245	245
State of Colorado, Education Loan Program, Tax and Rev. Anticipation Notes, Series 2023-A, 5.00% 6/28/2024	25,000	25,349
State of Connecticut, Health and Educational Facs. Auth., Rev. Bonds (Yale University Issue), Series 2017-A, 3.05% 7/1/2042 <sup>3</sup>	10,100	10,100
State of Connecticut, Health and Educational Facs. Auth., Rev. Bonds (Yale University Issue), Series 2017-A-1, 3.15% 7/1/2042 <sup>3</sup>	7,650	7,650
State of Connecticut, Health and Educational Facs. Auth., Rev. Bonds (Yale University Issue), Series 2016-A-1, 4.28% 7/1/2042 <sup>3</sup>	8,700	8,700
State of Connecticut, Health and Educational Facs. Auth., Rev. Bonds (Yale University Issue), Series 2013-A, 4.35% 7/1/2042 <sup>3</sup>	20,900	20,900
State of District of Columbia, Water and Sewer Auth., Public Utility Multimodal Rev. Bonds, Series 2014-B-1, 3.95% 10/1/2050 <sup>3</sup>	38,530	38,530
State of Florida, County of Alachua, Health Facs. Auth., Rev. IAM Commercial Paper, Series 2023-A, 3.35% 9/12/2023	10,000	9,996
State of Florida, Capital Facs. Fin. Agcy., Solid Waste Disposal Rev. Ref. Bonds (Republic Services, Inc.), Series 2010-A, 3.80% 7/1/2034 (put 9/1/2023) <sup>8</sup>	5,000	5,000
State of Florida, City of Gainesville, Utilities System Rev. Bonds, Series 2019-C, 4.53% 10/1/2047 <sup>3</sup>	21,495	21,495
State of Georgia, Main Street Natural Gas, Inc., Gas Supply Rev. Bonds, Series 2019-B, 4.00% 8/1/2049 (put 12/2/2024) <sup>8</sup>	22,000	22,042
State of Idaho, Health Facs. Auth., Hospital Rev. Bonds (CHE Trinity Health Credit Group), Series 2013-ID, 3.50% 12/1/2048 (put 11/1/2023) <sup>8</sup>	18,030	18,029
State of Illinois, Fin. Auth., Demand Rev. Bonds (University of Chicago Medical Center), Series 2011-A, 4.53% 8/1/2044 <sup>3</sup>	23,235	23,235
State of Illinois, Fin. Auth., Demand Rev. Bonds (University of Chicago Medical Center), Series 2010-A, 4.57% 8/1/2044 <sup>3</sup>	22,595	22,595
State of Illinois, Joliet Regional Port Dist., Marine Terminal Rev. Ref. Bonds (Exxon Project), Series 1989, 4.50% 10/1/2024 <sup>3</sup>	13,010	13,010
State of Illinois, Sales Tax Securitization Corp., Sales Tax Securitization Rev. Ref. Bonds, Series 2023-C, 5.00% 1/1/2024	5,405	5,423
State of Indiana, Fin. Auth., Environmental Rev. Ref. Bonds (Duke Energy Indiana, Inc. Project), Series 2009-A-3, 4.08% 12/1/2039 <sup>3</sup>	17,320	17,320
State of Indiana, Fin. Auth., Rev. Bonds (Ascension Health Senior Credit Group), Series 2008-E-8, 4.06% 11/15/2033 <sup>3</sup>	17,500	17,500
State of Louisiana, Parish of East Baton Rouge, Industrial Dev. Board, Gulf Opportunity Zone Rev. Bonds (ExxonMobil Project), Series 2010-B, 4.50% 12/1/2040 <sup>3</sup>	18,500	18,500
State of Louisiana, Parish of East Baton Rouge, Industrial Dev. Board, Gulf Opportunity Zone Rev. Bonds (ExxonMobil Project), Series 2011, 4.50% 12/1/2051 <sup>3</sup>	10,070	10,070

# The Tax-Exempt Bond Fund of America (continued)

Short-term securities (continued)	Principal amount (000)	Value (000)
<b>Municipals (continued)</b>		
State of Louisiana, Public Facs. Auth., Rev. Bonds (Air Products and Chemicals Project), Series 2008-A, 4.45% 8/1/2043 <sup>3</sup>	USD55,600	\$55,600
State of Louisiana, Public Facs. Auth., Rev. Bonds (Air Products and Chemicals Project), Series 2008-B, 3.45% 12/1/2043 <sup>3</sup>	7,300	7,300
State of Louisiana, Public Facs. Auth., Rev. Bonds (Air Products and Chemicals Project), Series 2008-C, 4.60% 12/1/2043 <sup>3</sup>	10,000	10,000
State of Louisiana, Public Facs. Auth., Rev. Bonds (Air Products and Chemicals Project), Series 2010, 3.45% 8/1/2050 <sup>3</sup>	42,000	42,000
State of Maryland, County of Montgomery, G.O. Bonds, Series 2017-E, 4.50% 11/1/2037 <sup>3</sup>	13,310	13,310
State of Maryland, County of Montgomery, Rev. Bonds (Trinity Health Credit Group), Series 2013, 3.50% 12/1/2041 (put 9/1/2023) <sup>8</sup>	30,000	30,000
State of Massachusetts, Massachusetts Bay Transportation Auth., General Transportation System Bonds, Series 2000-A, 4.02% 3/1/2030 <sup>3</sup>	15,775	15,775
State of Michigan, Fin. Auth., State Aid Rev. Notes, Series 2022-A, 5.00% 8/21/2023	15,620	15,633
State of Michigan, Fin. Auth., State Aid Rev. Notes, Series 2023-A, 5.00% 7/22/2024	24,000	24,317
State of Michigan, Fin. Auth., State Aid Rev. Notes, Series 2023-A, 5.00% 8/20/2024	2,500	2,536
State of Michigan, Hospital Fin. Auth., Hospital Rev. Ref. Bonds (Ascension Health Senior Credit Group), Series 2016-E-2, 4.06% 11/15/2047 <sup>3</sup>	23,060	23,060
State of Michigan, Strategic Fund, Demand Limited Obligation Rev. Bonds (Air Products and Chemicals, Inc. Project), Series 2007, 4.45% 12/1/2042 <sup>3</sup>	35,800	35,800
State of Michigan, Regents of the University of Michigan, General Rev. Bonds, Series 2012-B, 4.46% 4/1/2042 <sup>3</sup>	9,000	9,000
State of Michigan, Regents of the University of Michigan, General Rev. IAM Commercial Paper, Series 2023-B, 3.60% 8/16/2023	26,460	26,460
State of Minnesota, City of Rochester, Health Care Facs. Rev. Bonds (Mayo Clinic), Series 2011-B, 4.00% 11/15/2038 <sup>3</sup>	20,000	20,000
State of Mississippi, Business Fin. Corp., Gulf Opportunity Zone Industrial Dev. Rev. Bonds (Chevron U.S.A., Inc. Project), Series 2010-D, 3.89% 12/1/2030 <sup>3</sup>	14,980	14,980
State of Mississippi, Business Fin. Corp., Gulf Opportunity Zone Industrial Dev. Rev. Bonds (Chevron U.S.A., Inc. Project), Series 2010-E, 3.89% 12/1/2030 <sup>3</sup>	12,650	12,650
State of Mississippi, Business Fin. Corp., Gulf Opportunity Zone Industrial Dev. Rev. Bonds (Chevron U.S.A., Inc. Project), Series 2009-E, 4.45% 12/1/2030 <sup>3</sup>	21,060	21,060
State of Mississippi, Business Fin. Corp., Gulf Opportunity Zone Industrial Dev. Rev. Bonds (Chevron U.S.A., Inc. Project), Series 2007-D, 4.50% 12/1/2030 <sup>3</sup>	34,500	34,500
State of Mississippi, Business Fin. Corp., Gulf Opportunity Zone Industrial Dev. Rev. Bonds (Chevron U.S.A., Inc. Project), Series 2009-D, 4.50% 12/1/2030 <sup>3</sup>	37,500	37,500
State of Mississippi, Business Fin. Corp., Gulf Opportunity Zone Industrial Dev. Rev. Bonds (Chevron U.S.A., Inc. Project), Series 2011-G, 4.42% 11/1/2035 <sup>3</sup>	10,635	10,635
State of Mississippi, Business Fin. Corp., Gulf Opportunity Zone Industrial Dev. Rev. Bonds (Chevron U.S.A., Inc. Project), Series 2010-J, 4.50% 11/1/2035 <sup>3</sup>	19,500	19,500
State of Mississippi, Business Fin. Corp., Gulf Opportunity Zone Industrial Dev. Rev. Bonds (Chevron U.S.A., Inc. Project), Series 2011-E, 4.50% 11/1/2035 <sup>3</sup>	6,800	6,800
State of Mississippi, Business Fin. Corp., Gulf Opportunity Zone Industrial Dev. Rev. Bonds (Chevron U.S.A., Inc. Project), Series 2011-F, 4.50% 11/1/2035 <sup>3</sup>	13,490	13,490
State of Mississippi, Business Fin. Corp., Port Fac. Rev. Ref. Bonds (Chevron U.S.A., Inc. Project), Series 2023, 4.50% 6/1/2043 <sup>3</sup>	33,800	33,800
State of Missouri, Health and Educational Facs. Auth., Demand Educational Facs. Rev. Bonds (Washington University), Series 2000-B, 4.55% 3/1/2040 <sup>3</sup>	3,300	3,300
State of New Hampshire, Health and Education Facs. Auth., Rev. Ref. Bonds (Dartmouth College Issue), Series 2007-B, 4.45% 6/1/2041 <sup>3</sup>	1,500	1,500
State of New York, Dormitory Auth., Rev. Bonds (Cornell University), Series 2019-B, 4.40% 7/1/2039 <sup>3</sup>	2,500	2,500
State of New York, New York City G.O. Bonds, Series 2008-C-4, Assured Guaranty insured, 4.40% 10/1/2027 <sup>3</sup>	9,000	9,000
State of New York, New York City G.O. Bonds, Series 2005-E-3, 3.83% 8/1/2034 <sup>3</sup>	13,590	13,590
State of New York, New York City G.O. Bonds, Series 2006-E-4, 3.83% 8/1/2034 <sup>3</sup>	14,380	14,380
State of New York, New York City G.O. Bonds, Series 2006-E-2, 4.50% 8/1/2034 <sup>3</sup>	39,170	39,170
State of New York, New York City G.O. Bonds, Series 2008-L-3, 4.50% 4/1/2036 <sup>3</sup>	8,300	8,300
State of New York, New York City G.O. Bonds, Series 2010-G-4, 4.00% 3/1/2039 <sup>3</sup>	35,615	35,615
State of New York, New York City G.O. Bonds, Series 2013-F-3, 4.50% 3/1/2042 <sup>3</sup>	32,820	32,820
State of New York, New York City G.O. Bonds, Series 2021-2, 4.18% 4/1/2042 <sup>3</sup>	3,155	3,155
State of New York, New York City G.O. Bonds, Series 2021-3, 4.18% 4/1/2042 <sup>3</sup>	42,515	42,515
State of New York, New York City G.O. Bonds, Series 2012-G-6, 4.52% 4/1/2042 <sup>3</sup>	4,260	4,260
State of New York, New York City G.O. Bonds, Series 2016-A-5, 4.65% 8/1/2044 <sup>3</sup>	8,480	8,480
State of New York, New York City Municipal Water Fin. Auth., Water and Sewer System Rev. Bonds, Series 2000-C, 4.03% 6/15/2033 <sup>3</sup>	28,400	28,400

# The Tax-Exempt Bond Fund of America (continued)

Short-term securities (continued)	Principal amount (000)	Value (000)
<b>Municipals (continued)</b>		
State of New York, New York City Municipal Water Fin. Auth., Water and Sewer System Second General Resolution Rev. Bonds, Series 2008-BB-2, 4.50% 6/15/2035 <sup>3</sup>	USD39,415	\$39,415
State of New York, New York City Municipal Water Fin. Auth., Water and Sewer System Second General Resolution Rev. Bonds, Series 2007-CC-1, 3.76% 6/15/2038 <sup>3</sup>	61,830	61,830
State of New York, New York City Municipal Water Fin. Auth., Water and Sewer System Second General Resolution Rev. Bonds, Series 2011-FF-1, 4.50% 6/15/2044 <sup>3</sup>	4,100	4,100
State of New York, New York City Municipal Water Fin. Auth., Water and Sewer System Second General Resolution Rev. Bonds, Series 2013-AA-2, 4.00% 6/15/2046 <sup>3</sup>	4,500	4,500
State of New York, New York City Municipal Water Fin. Auth., Water and Sewer System Second General Resolution Rev. Bonds, Series 2016-AA-1, 4.50% 6/15/2048 <sup>3</sup>	53,385	53,385
State of New York, New York City Municipal Water Fin. Auth., Water and Sewer System Second General Resolution Rev. Bonds, Series 2015-BB-1, 4.50% 6/15/2049 <sup>3</sup>	34,950	34,950
State of New York, New York City Municipal Water Fin. Auth., Water and Sewer System Second General Resolution Rev. Bonds, Series 2014-AA-1, 4.65% 6/15/2050 <sup>3</sup>	19,990	19,990
State of New York, New York City Municipal Water Fin. Auth., Water and Sewer System Second General Resolution Rev. Bonds, Series 2014-AA-2, 4.65% 6/15/2050 <sup>3</sup>	4,505	4,505
State of New York, New York City Municipal Water Fin. Auth., Water and Sewer System Second General Resolution Rev. Bonds, Series 2023-CC, 4.48% 6/15/2053 <sup>3</sup>	20,000	20,000
State of New York, New York City Transitional Fin. Auth., Future Tax Secured Bonds, Series 2016-A-4, 4.50% 8/1/2041 <sup>3</sup>	35,465	35,465
State of New York, New York City Transitional Fin. Auth., Future Tax Secured Bonds, Series 2019-B-4, 4.65% 8/1/2042 <sup>3</sup>	3,500	3,500
State of New York, New York City Transitional Fin. Auth., Future Tax Secured Bonds, Series 2014-B-3, 4.48% 11/1/2042 <sup>3</sup>	13,270	13,270
State of New York, New York City Transitional Fin. Auth., Future Tax Secured Bonds, Series 2015-E-4, 4.50% 2/1/2045 <sup>3</sup>	14,200	14,200
State of New York, Triborough Bridge and Tunnel Auth., General Rev. Bonds, Series 2001-C, 4.48% 1/1/2032 <sup>3</sup>	21,560	21,560
State of New York, Triborough Bridge and Tunnel Auth., General Rev. Ref. Bonds, Series 2005-B-3, 4.50% 1/1/2035 <sup>3</sup>	2,000	2,000
State of North Carolina, Medical Care Commission, Medical Care Facs. Rev. Bonds (Catholic Health East Issue), Series 2008, 4.02% 11/15/2028 <sup>3</sup>	4,185	4,185
State of North Carolina, University of North Carolina Chapel Hill, Rev. Bonds, Series 2001, 3.96% 12/1/2025 <sup>3</sup>	3,255	3,255
State of Ohio, County of Franklin, Rev. Bonds (CHE Trinity Health Credit Group), Series 2013, 3.25% 12/1/2046 (put 11/1/2023) <sup>8</sup>	59,150	59,148
State of Ohio, Higher Educational Facs. Commission, Rev. IAM Commercial Paper, Series 2023-B-5, 3.40% 9/19/2023	29,145	29,134
State of Ohio, Hospital Rev. Bonds (Cleveland Clinic Health System Obligated Group), Series 2013-B-3, 4.45% 1/1/2039 <sup>3</sup>	16,975	16,975
State of Ohio, Hospital Rev. Bonds (University Hospitals Health System, Inc. Project), Series 2013, 4.38% 1/15/2033 <sup>3</sup>	10,000	10,000
State of Ohio, Hospital Rev. Bonds (University Hospitals Health System, Inc. Project), Series 2015-B, 4.38% 1/15/2045 <sup>3</sup>	2,400	2,400
State of Ohio, Solid Waste Rev. Ref. Bonds (Republic Services, Inc. Project), Series 2010, 3.80% 11/1/2035 (put 9/1/2023) <sup>8</sup>	3,000	3,000
State of South Carolina, Jobs-Econ. Dev. Auth., Hospital Rev. Bonds (Prisma Health Obligated Group), Series 2018-B, 4.53% 5/1/2048 <sup>3</sup>	39,500	39,500
State of Tennessee, City of Chattanooga, Health, Educational and Housing Fac. Board, Rev. Bonds (St. Luke's Health System), Series 2004-C, 4.30% 5/1/2039 <sup>3</sup>	5,000	5,000
State of Tennessee, City of Clarksville, Public Building Auth., Pooled Fncg. Rev. Bonds, Series 2003, Bank of America LOC, 4.58% 1/1/2033 <sup>3</sup>	1,315	1,315
State of Tennessee, County of Montgomery, Public Building Auth., Pooled Fncg. Rev. Bonds (Tennessee County Loan Pool), Series 2002, Bank of America LOC, 4.59% 4/1/2032 <sup>3</sup>	5,205	5,205
State of Tennessee, County of Montgomery, Public Building Auth., Pooled Fncg. Rev. Bonds (Tennessee County Loan Pool), Series 2008, Bank of America LOC, 4.58% 7/1/2038 <sup>3</sup>	970	970
State of Texas, Gulf Coast Waste Disposal Auth., Pollution Control Rev. Ref. Bonds (Exxon Project), Series 1989, 4.50% 10/1/2024 <sup>3</sup>	17,530	17,530
State of Texas, Harris County Cultural Education Facs. Fin. Corp., Rev. IAM Commercial Paper, Series 2023-C-1, 4.40% 8/1/2023	16,000	16,000
State of Texas, Harris County Industrial Dev. Corp., Pollution Control Rev. Bonds (Exxon Project), Series 1984-A, 4.50% 3/1/2024 <sup>3</sup>	23,200	23,200
State of Texas, Harris County Industrial Dev. Corp., Pollution Control Rev. Bonds (Exxon Project), Series 1984-A, 4.50% 3/1/2024 <sup>3</sup>	14,300	14,300
State of Texas, City of Houston, Combined Utility System Rev. Ref. Bonds, Series 2012-A, 4.01% 5/15/2034 <sup>3</sup>	5,000	5,000

# The Tax-Exempt Bond Fund of America (continued)

Short-term securities (continued)		Principal amount (000)	Value (000)
<b>Municipals (continued)</b>			
State of Texas, City of Houston, Combined Utility System Rev. Ref. Bonds, Series 2012-B, 4.01% 5/15/2034 <sup>3</sup>		USD25,000	\$ 25,000
State of Texas, County of Jefferson, Port Arthur Navigation Dist., Pollution Control Rev. Ref. Bonds (Texaco, Inc. Project), Series 1994, 4.50% 10/1/2024 <sup>3</sup>		35,000	35,000
State of Texas, Massachusetts Bay Transportation Auth., Sales Tax IAM Commercial Paper, Series 2023-C, 3.15% 10/5/2023		20,000	19,984
State of Texas, County of Montgomery, IAM Commercial Paper, Series 2023-B, 3.30% 8/15/2023		5,450	5,448
State of Texas, Board of Regents of the University of Texas System, Permanent University Fund Bonds, Series 2008-A, 3.95% 7/1/2037 <sup>3</sup>		19,600	19,600
State of Texas, Board of Regents of the University of Texas System, Permanent University Fund Bonds, Series 2008-A, 3.90% 7/1/2038 <sup>3</sup>		42,485	42,485
State of Texas, Board of Regents of the University of Texas System, Rev. Ref. Bonds, Series 2007-B, 3.80% 8/1/2033 <sup>3</sup>		70,300	70,300
State of Utah, County of Utah, Hospital Rev. Bonds (IHC Health Services, Inc.), Series 2016-C, 4.05% 5/15/2051 <sup>3</sup>		16,600	16,600
State of Virginia, College Building Auth., Educational Facs. Rev. Bonds (University of Richmond Project), Series 2006, 4.45% 11/1/2036 <sup>3</sup>		15,000	15,000
State of Virginia, Industrial Dev. Auth. of Loudoun County, Virginia, Multi-Modal Rev. Bonds (Howard Hughes Medical Institute Issue), Series 2003-E, 4.02% 2/15/2038 <sup>3</sup>		23,100	23,100
State of Virginia, County of Loudoun, Industrial Dev. Auth., Multi-Modal Rev. Bonds (Howard Hughes Medical Institute Issue), Series 2003-C, 4.01% 2/15/2038 <sup>3</sup>		16,025	16,025
State of Virginia, Small Business Fncg. Auth., Demand Rev. Ref. Bonds (Virginia State University Real Estate Foundation), Series 2008, Bank of America LOC, 4.60% 7/1/2030 <sup>3</sup>		7,475	7,475
State of Wyoming, County of Lincoln, Pollution Control Rev. Ref. Bonds (ExxonMobil Project), Series 2014, 4.50% 10/1/2044 <sup>3</sup>		34,860	34,860
State of Wyoming, County of Sublette, Pollution Control Rev. Ref. Bonds (ExxonMobil Project), Series 2014, 4.50% 10/1/2044 <sup>3</sup>		25,275	25,275
			<u>2,271,187</u>
	Weighted average yield at acquisition		
<b>U.S. Treasury bills 1.52%</b>			
U.S. Treasury 8/8/2023	4.368%	350,000	349,644
<b>Total short-term securities</b> (cost: \$2,621,305,000)			<u>2,620,831</u>
<b>Total investment securities 99.78%</b> (cost: \$24,070,778,000)			22,915,799
<b>Other assets less liabilities 0.22%</b>			49,522
<b>Net assets 100.00%</b>			<u>\$22,965,321</u>

## Futures contracts

Contracts	Type	Number of contracts	Expiration date	Notional amount (000)	Value and unrealized (depreciation) appreciation at 7/31/2023 (000)
2 Year U.S. Treasury Note Futures	Long	12,907	9/29/2023	USD2,620,524	\$(27,794)
5 Year U.S. Treasury Note Futures	Long	6,486	9/29/2023	692,837	(662)
10 Year Ultra U.S. Treasury Note Futures	Short	3,410	9/20/2023	(398,917)	7,613
30 Year Ultra U.S. Treasury Bond Futures	Short	32	9/20/2023	(4,231)	79
					<u>\$(20,764)</u>

# The Tax-Exempt Bond Fund of America (continued)

<sup>1</sup>Acquired in a transaction exempt from registration under Rule 144A or, for commercial paper, Section 4(a)(2) of the Securities Act of 1933. May be resold in the U.S. in transactions exempt from registration, normally to qualified institutional buyers. The total value of all such securities was \$773,916,000, which represented 3.37% of the net assets of the fund.

<sup>2</sup>Securities referencing LIBOR are expected to transition to an alternative reference rate by the security's next scheduled coupon reset date.

<sup>3</sup>Coupon rate may change periodically. Reference rate and spread are as of the most recent information available. Some coupon rates are determined by the issuer or agent based on current market conditions; therefore, the reference rate and spread are not available. For short-term securities, the date of the next scheduled coupon rate change is considered to be the maturity date.

<sup>4</sup>Step bond; coupon rate may change at a later date.

<sup>5</sup>Scheduled interest and/or principal payment was not received.

<sup>6</sup>Value determined using significant unobservable inputs.

<sup>7</sup>Principal payments may be made periodically. Therefore, the effective maturity date may be earlier than the stated maturity date.

<sup>8</sup>For short-term securities, the mandatory put date is considered to be the maturity date.

## Key to abbreviations

Agcy. = Agency

Assn. = Association

Auth. = Authority

Certs. = Certificates

CME = CME Group

Dept. = Department

Dev. = Development

Dist. = District

Dists. = Districts

Econ. = Economic

Fac. = Facility

Facs. = Facilities

Fin. = Finance

Fncg. = Financing

G.O. = General Obligation

IAM = Interest at Maturity

LIBOR = London Interbank Offered Rate

LOC = Letter of credit

Part. = Participation

Preref. = Prerefunded

Redev. = Redevelopment

Ref. = Refunding

Rev. = Revenue

SIFMA = Securities Industry and Financial Markets Association

SOFR = Secured Overnight Financing Rate

USD = U.S. dollars

Refer to the notes to financial statements.

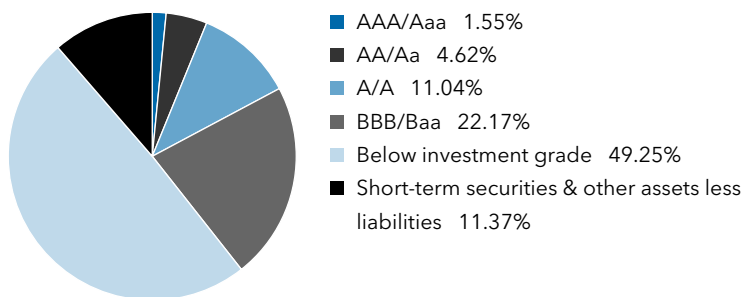


# American High-Income Municipal Bond Fund

Investment portfolio July 31, 2023

## Portfolio quality summary\*

Percent of net assets



\*Bond ratings, which typically range from AAA/Aaa (highest) to D (lowest), are assigned by credit rating agencies such as Standard & Poor's, Moody's and/or Fitch as an indication of an issuer's creditworthiness. In assigning a credit rating to a security, the fund looks specifically to the ratings assigned to the issuer of the security by Standard & Poor's, Moody's and/or Fitch. If agency ratings differ, the security will be considered to have received the lowest of those ratings, consistent with the fund's investment policies. The ratings are not covered by the Report of Independent Registered Public Accounting Firm.

## Bonds, notes & other debt instruments 88.63%

Principal amount (000) Value (000)

### Alabama 1.29%

Black Belt Energy Gas Dist., Gas Project Rev. Bonds, Series 2022-B-1, 4.00% 4/1/2053 (put 10/1/2027)	USD2,550	\$ 2,518
Black Belt Energy Gas Dist., Gas Project Rev. Bonds (Project No. 7), Series 2021-C-1, 4.00% 10/1/2052 (put 12/1/2026)	6,665	6,584
Black Belt Energy Gas Dist., Gas Project Rev. Ref. Bonds, Series 2023-D-1, 5.50% 6/1/2049 (put 2/1/2029)	6,335	6,673
Black Belt Energy Gas Dist., Gas Supply Prepay Rev. Bonds (Project No. 5), Series 2020-A-1, 4.00% 10/1/2049 (put 10/1/2026)	315	313
Black Belt Energy Gas Dist., Gas Supply Rev. Bonds, Series 2021-A, 4.00% 6/1/2051 (put 12/1/2031)	5,500	5,415
Black Belt Energy Gas Dist., Gas Supply Rev. Bonds, Series 2022-D-1, 4.00% 7/1/2052 (put 6/1/2027)	1,640	1,634
Black Belt Energy Gas Dist., Gas Supply Rev. Bonds, Series 2023-B, 5.25% 12/1/2053 (put 12/1/2026)	7,830	8,384
Energy Southeast, Energy Supply Rev. Bonds (A Cooperative Dist.), Series 2023-A-1, 5.50% 11/1/2053 (put 1/1/2031)	19,500	20,999
City of Hoover, Industrial Dev. Board, Environmental Improvement Rev. Bonds (U.S. Steel Corp. Project), Series 2019, AMT, 5.75% 10/1/2049	4,000	4,024
City of Hoover, Industrial Dev. Board, Environmental Improvement Rev. Bonds (U.S. Steel Corp. Project), Series 2020, AMT, 6.375% 11/1/2050 (put 11/1/2030)	1,965	2,170
County of Houston, Health Care Auth., Hospital Rev. Bonds, Series 2016-A, 5.00% 10/1/2030	5,050	5,145
County of Jefferson, Sewer Rev. Warrants, Series 2013-D, 6.00% 10/1/2042	7,175	7,553
County of Jefferson, Sewer Rev. Warrants, Series 2013-A, Assured Guaranty Municipal insured, 5.00% 10/1/2044	1,600	1,621
County of Jefferson, Sewer Rev. Warrants, Series 2013-A, Assured Guaranty Municipal insured, 5.25% 10/1/2048	700	711
County of Jefferson, Sewer Rev. Warrants, Series 2013-D, 7.00% 10/1/2051	520	548
County of Jefferson, Sewer Rev. Warrants, Series 2013-D, 6.50% 10/1/2053	5,530	5,823
County of Jefferson, Sewer Rev. Warrants, Capital Appreciation Warrants, Series 2013-E, 0% 10/1/2028	250	181
County of Jefferson, Sewer Rev. Warrants, Capital Appreciation Warrants, Series 2013-E, 0% 10/1/2034	2,500	1,111
County of Jefferson, Sewer Rev. Warrants, Capital Appreciation Warrants, Series 2013-E, 0% 10/1/2035	17,475	7,161
County of Jefferson, Sewer Rev. Warrants, Capital Appreciation Warrants, Series 2013-E, 0% 10/1/2036	7,500	2,824
County of Jefferson, Sewer Rev. Warrants, Convertible Capital Appreciation Warrants, Series 2013-F, 0% 10/1/2046 (7.75% on 10/1/2023) <sup>1</sup>	2,500	2,609
Lower Alabama Gas Dist., Gas Project Rev. Bonds, Series 2016-A, 5.00% 9/1/2031	1,000	1,037
City of Montgomery, Medical Clinic Board, Health Care Fac. Rev. Bonds (Jackson Hospital & Clinic), Series 2015, 5.00% 3/1/2033	2,500	2,424
City of Phenix, Industrial Dev. Board, Environmental Improvement Rev. Ref. Bonds (MeadWestvaco-Mead Coated Board Project), Series 2012-A, AMT, 4.125% 5/15/2035	10,600	10,458
Southeast Energy Auth., Commodity Supply Rev. Bonds (Project No. 2), Series 2021-B-1, 4.00% 12/1/2051 (put 12/1/2031)	11,875	11,569
Southeast Energy Auth., Commodity Supply Rev. Bonds (Project No. 3), Series 2022-A-1, 5.50% 1/1/2053 (put 12/1/2029)	2,005	2,137
County of Sumter, Industrial Dev. Auth., Rev. Green Bonds, Series 2022, 6.00% 7/15/2052 (put 7/15/2032)	20,935	14,189
Board of Trustees of the University of Alabama, General Rev. Bonds, Series 2014-B, 4.00% 7/1/2031 (preref. 7/1/2024)	2,745	2,764
Board of Trustees of the University of Alabama, General Rev. Bonds, Series 2014-B, 4.00% 7/1/2034 (preref. 7/1/2024)	3,000	3,021
		141,600

# American High-Income Municipal Bond Fund (continued)

Bonds, notes & other debt instruments (continued)	Principal amount (000)	Value (000)
<b>Alaska 0.29%</b>		
Industrial Dev. and Export Auth., Power Rev. Ref. Bonds, Series 2015, AMT, 5.00% 1/1/2033	USD2,000	\$ 2,033
Industrial Dev. and Export Auth., Power Rev. Ref. Bonds, Series 2015, AMT, 5.00% 1/1/2034	2,000	2,032
Industrial Dev. and Export Auth., Power Rev. Ref. Bonds (Snettisham Hydroelectric Project), Series 2015, AMT, 5.00% 1/1/2029	2,000	2,034
Industrial Dev. and Export Auth., Power Rev. Ref. Bonds (Snettisham Hydroelectric Project), Series 2015, AMT, 5.00% 1/1/2031	1,500	1,526
Northern Tobacco Securitization Corp., Tobacco Settlement Asset-Backed Bonds, Capital Appreciation Bonds, Series 2021-B-2, 0% 6/1/2066	188,845	24,048
		<u>31,673</u>
<b>American Samoa 0.12%</b>		
Econ. Dev. Auth., General Rev. Bonds, Series 2021-A, 5.00% 9/1/2038 <sup>2</sup>	1,500	1,481
Econ. Dev. Auth., Rev. Ref. Bonds, Series 2015-A, 7.125% 9/1/2038 <sup>2</sup>	11,000	12,070
		<u>13,551</u>
<b>Arizona 3.44%</b>		
Town of Buckeye, Community Facs. Dist. No. 1 (Verrado), G.O. Rev. Ref. Bonds, Series 2013-B, 5.70% 7/15/2029 <sup>2</sup>	770	770
Town of Buckeye, Community Facs. Dist. No. 1 (Verrado), G.O. Rev. Ref. Bonds, Series 2013-B, 6.00% 7/15/2033 <sup>2</sup>	700	700
City of Glendale, Industrial Dev. Auth., Graduate and Professional Student Loan Program Rev. Bonds (Midwestern University Foundation), Series 2021-A, AMT, 2.125% 7/1/2033	475	390
City of Glendale, Industrial Dev. Auth., Rev. and Rev. Ref. Bonds (Glencroft Retirement Community Project), Series 2016, 4.25% 11/15/2026	360	332
City of Glendale, Industrial Dev. Auth., Rev. and Rev. Ref. Bonds (Glencroft Retirement Community Project), Series 2016, 5.00% 11/15/2036	600	473
City of Glendale, Industrial Dev. Auth., Rev. and Rev. Ref. Bonds (Glencroft Retirement Community Project), Series 2016, 5.25% 11/15/2046	1,545	1,111
City of Glendale, Industrial Dev. Auth., Rev. Ref. Bonds (The Terraces of Phoenix Project), Series 2018-A, 5.00% 7/1/2033	745	685
City of Glendale, Industrial Dev. Auth., Rev. Ref. Bonds (The Terraces of Phoenix Project), Series 2018-A, 5.00% 7/1/2048	850	681
City of Glendale, Industrial Dev. Auth., Senior Living Rev. Bonds (Royal Oaks - Insirata Pointe), Series 2020-A, 5.00% 5/15/2056	4,000	3,414
City of Glendale, Industrial Dev. Auth., Senior Living Rev. Bonds (Royal Oaks Life Care Community), Series 2016, 4.00% 5/15/2025	160	157
City of Glendale, Industrial Dev. Auth., Senior Living Rev. Bonds (Royal Oaks Life Care Community), Series 2016, 4.00% 5/15/2026	250	243
City of Glendale, Industrial Dev. Auth., Senior Living Rev. Bonds (Royal Oaks Life Care Community), Series 2016, 5.00% 5/15/2039	2,250	2,112
Health Facs. Auth., Rev. Bonds (Banner Health), Series 2007-B, (3-month USD-LIBOR + 0.81%) 4.517% 1/1/2037 <sup>3,4</sup>	9,250	8,541
Industrial Dev. Auth., Charter School Social Rev. Bonds (Equitable School Revolving Fund), Series 2020, 4.00% 11/1/2037	1,100	1,067
Industrial Dev. Auth., Charter School Social Rev. Bonds (Equitable School Revolving Fund), Series 2020, 4.00% 11/1/2038	600	578
Industrial Dev. Auth., Charter School Social Rev. Bonds (Equitable School Revolving Fund), Series 2020, 4.00% 11/1/2039	750	716
Industrial Dev. Auth., Charter School Social Rev. Bonds (Equitable School Revolving Fund), Series 2020, 4.00% 11/1/2040	800	757
Industrial Dev. Auth., Charter School Social Rev. Bonds (Equitable School Revolving Fund), Series 2020, 4.00% 11/1/2050	2,500	2,207
Industrial Dev. Auth., Education Fac. Rev. Bonds (KIPP NYC Public Charter Schools - Jerome Fac. Project), Series 2021-B, 4.00% 7/1/2041	270	244
Industrial Dev. Auth., Education Fac. Rev. Bonds (KIPP NYC Public Charter Schools - Jerome Fac. Project), Series 2021-B, 4.00% 7/1/2051	670	563
Industrial Dev. Auth., Education Fac. Rev. Bonds (KIPP NYC Public Charter Schools - Jerome Fac. Project), Series 2021-B, 4.00% 7/1/2061	5,080	4,096
Industrial Dev. Auth., Education Fac. Rev. Bonds (KIPP NYC Public Charter Schools - Macombs Fac. Project), Series 2021-A, 4.00% 7/1/2041	1,750	1,585
Industrial Dev. Auth., Education Fac. Rev. Bonds (KIPP NYC Public Charter Schools - Macombs Fac. Project), Series 2021-A, 4.00% 7/1/2051	6,625	5,571
Industrial Dev. Auth., Education Fac. Rev. Bonds (KIPP NYC Public Charter Schools - Macombs Fac. Project), Series 2021-A, 4.00% 7/1/2061	6,170	4,975

# American High-Income Municipal Bond Fund (continued)

Bonds, notes & other debt instruments (continued)	Principal amount (000)	Value (000)
<b>Arizona (continued)</b>		
Industrial Dev. Auth., Education Facs. Rev. Bonds (Leman Academy of Excellence - East Tucson and Central Tucson Projects), Series 2019-A, 5.00% 7/1/2039 <sup>2</sup>	USD3,500	\$ 3,266
Industrial Dev. Auth., Education Facs. Rev. Bonds (Leman Academy of Excellence - East Tucson and Central Tucson Projects), Series 2019-A, 5.00% 7/1/2049 <sup>2</sup>	7,750	6,829
Industrial Dev. Auth., Education Facs. Rev. Bonds (Leman Academy of Excellence - East Tucson and Central Tucson Projects), Series 2019-A, 5.00% 7/1/2054 <sup>2</sup>	6,000	5,183
Industrial Dev. Auth., Education Facs. Rev. Bonds (Leman Academy of Excellence Projects), Series 2022-A, 4.00% 7/1/2042	15,575	13,914
Industrial Dev. Auth., Education Facs. Rev. Bonds (Leman Academy of Excellence Projects), Series 2022-B, 4.25% 7/1/2042	3,540	3,271
Industrial Dev. Auth., Education Facs. Rev. Bonds (Leman Academy of Excellence Projects), Series 2022-B, 4.50% 7/1/2052	5,420	4,925
Industrial Dev. Auth., Education Facs. Rev. Bonds (Leman Academy of Excellence Projects), Series 2022-B, 4.50% 7/1/2057	2,745	2,452
Industrial Dev. Auth., Education Rev. Bonds (Academies of Math & Science Projects), Series 2018-B, 5.50% 7/1/2038 <sup>2</sup>	1,200	1,212
Industrial Dev. Auth., Education Rev. Bonds (Academies of Math & Science Projects), Series 2019, 5.00% 7/1/2039 <sup>2</sup>	780	757
Industrial Dev. Auth., Education Rev. Bonds (Academies of Math & Science Projects), Series 2017-B, 5.125% 7/1/2047 <sup>2</sup>	2,230	2,091
Industrial Dev. Auth., Education Rev. Bonds (Academies of Math & Science Projects), Series 2018-B, 5.625% 7/1/2048 <sup>2</sup>	2,500	2,500
Industrial Dev. Auth., Education Rev. Bonds (Academies of Math & Science Projects), Series 2019, 5.00% 7/1/2049 <sup>2</sup>	2,900	2,649
Industrial Dev. Auth., Education Rev. Bonds (Academies of Math & Science Projects), Series 2017-B, 5.25% 7/1/2051 <sup>2</sup>	570	537
Industrial Dev. Auth., Education Rev. Bonds (Academies of Math & Science Projects), Series 2018-B, 5.75% 7/1/2053 <sup>2</sup>	3,750	3,756
Industrial Dev. Auth., Education Rev. Bonds (Academies of Math & Science Projects), Series 2019, 5.00% 7/1/2054 <sup>2</sup>	2,000	1,795
Industrial Dev. Auth., Education Rev. Bonds (Basis School Project), Series 2017-G, 4.00% 7/1/2027 <sup>2</sup>	1,805	1,748
Industrial Dev. Auth., Education Rev. Bonds (Basis School Project), Series 2017-D, 5.00% 7/1/2037 <sup>2</sup>	675	662
Industrial Dev. Auth., Education Rev. Bonds (Basis School Project), Series 2017-A, 5.125% 7/1/2037 <sup>2</sup>	1,500	1,490
Industrial Dev. Auth., Education Rev. Bonds (Basis School Project), Series 2017-D, 5.00% 7/1/2047 <sup>2</sup>	1,035	943
Industrial Dev. Auth., Education Rev. Bonds (Basis School Project), Series 2017-G, 5.00% 7/1/2047 <sup>2</sup>	2,125	1,937
Industrial Dev. Auth., Education Rev. Bonds (Basis School Project), Series 2017-A, 5.25% 7/1/2047 <sup>2</sup>	3,200	3,021
Industrial Dev. Auth., Education Rev. Bonds (Basis School Project), Series 2017-A, 5.375% 7/1/2050 <sup>2</sup>	9,750	9,265
Industrial Dev. Auth., Education Rev. Bonds (Basis School Project), Series 2017-D, 5.00% 7/1/2051 <sup>2</sup>	3,450	3,088
Industrial Dev. Auth., Education Rev. Bonds (Basis School Project), Series 2017-G, 5.00% 7/1/2051 <sup>2</sup>	1,550	1,387
Industrial Dev. Auth., Education Rev. Bonds (Doral Academy of Nevada - Fire Mesa and Red Rock Campus Projects), Series 2019-A, 3.55% 7/15/2029	730	687
Industrial Dev. Auth., Education Rev. Bonds (Doral Academy of Nevada - Fire Mesa and Red Rock Campus Projects), Series 2019-A, 5.00% 7/15/2039	1,575	1,543
Industrial Dev. Auth., Education Rev. Bonds (Doral Academy of Nevada - Fire Mesa and Red Rock Campus Projects), Series 2019-A, 5.00% 7/15/2049	2,250	2,085
Industrial Dev. Auth., Education Rev. Bonds (Pinecrest Academy of Nevada - Cadence Campus Project), Series 2020-A, 4.00% 7/15/2040 <sup>2</sup>	1,850	1,546
Industrial Dev. Auth., Education Rev. Bonds (Pinecrest Academy of Nevada - Cadence Campus Project), Series 2020-A, 4.00% 7/15/2050 <sup>2</sup>	2,480	1,870
Industrial Dev. Auth., Education Rev. Bonds (Pinecrest Academy of Nevada - Horizon, Inspirada and St. Rose Campus Projects), Series 2018-A, 5.75% 7/15/2038 <sup>2</sup>	1,960	1,985
Industrial Dev. Auth., Education Rev. Bonds (Pinecrest Academy of Nevada - Horizon, Inspirada and St. Rose Campus Projects), Series 2018-A, 5.75% 7/15/2048 <sup>2</sup>	3,230	3,217
Industrial Dev. Auth., Education Rev. Bonds (Pinecrest Academy of Nevada - Sloan Canyon Campus Project), Series 2020-A-1, 5.00% 7/15/2040 <sup>2</sup>	1,130	1,068
Industrial Dev. Auth., Education Rev. Bonds (Pinecrest Academy of Northern Nevada Project), Series 2022-A, 4.50% 7/15/2029 <sup>2</sup>	1,250	1,212
Industrial Dev. Auth., Education Rev. Bonds (Somerset Academy of Las Vegas - Aliante and Skye Canyon Campus Projects), Series 2021-A, 4.00% 12/15/2051 <sup>2</sup>	600	439

# American High-Income Municipal Bond Fund (continued)

Bonds, notes & other debt instruments (continued)	Principal amount (000)	Value (000)
<b>Arizona (continued)</b>		
Industrial Dev. Auth., Education Rev. Bonds (Somerset Academy of Las Vegas - Lone Mountain Campus Projects), Series 2019-A, 3.75% 12/15/2029 <sup>2</sup>	USD480	\$ 447
Industrial Dev. Auth., Education Rev. Bonds (Somerset Academy of Las Vegas - Lone Mountain Campus Projects), Series 2019-A, 5.00% 12/15/2039 <sup>2</sup>	440	417
Industrial Dev. Auth., Education Rev. Bonds (Somerset Academy of Las Vegas - Lone Mountain Campus Projects), Series 2019-A, 5.00% 12/15/2049 <sup>2</sup>	800	710
Industrial Dev. Auth., Municipal Certs., Series 2019-2, Class X, interest only, 1.014% 5/20/2033 <sup>4,5</sup>	153,758	7,360
Industrial Dev. Auth., Municipal Certs., Series 2019-2, Class A, 3.625% 5/20/2033	35,477	32,505
County of La Paz, Industrial Dev. Auth, Education Fac. Lease Rev. Bonds (Charter School Solutions Albuquerque School of Excellence Project), Series 2016-A, 4.375% 2/15/2028 <sup>2</sup>	975	917
County of La Paz, Industrial Dev. Auth, Education Fac. Lease Rev. Bonds (Charter School Solutions Albuquerque School of Excellence Project), Series 2016-A, 5.00% 2/15/2046 <sup>2</sup>	5,400	4,521
County of Maricopa, Industrial Dev. Auth., Education Rev. Bonds (Benjamin Franklin Charter School Projects), Series 2018-A, 6.00% 7/1/2038 <sup>2</sup>	2,000	2,086
County of Maricopa, Industrial Dev. Auth., Education Rev. Bonds (Benjamin Franklin Charter School Projects), Series 2018-A, 6.00% 7/1/2052 <sup>2</sup>	3,625	3,688
County of Maricopa, Industrial Dev. Auth., Education Rev. Bonds (Legacy Traditional Schools Projects), Series 2021-B, 2.10% 7/1/2026 <sup>2</sup>	965	902
County of Maricopa, Industrial Dev. Auth., Education Rev. Bonds (Legacy Traditional Schools Projects), Series 2021-B, 2.625% 7/1/2031 <sup>2</sup>	3,380	2,857
County of Maricopa, Industrial Dev. Auth., Education Rev. Bonds (Legacy Traditional Schools Projects), Series 2019-B, 5.00% 7/1/2039 <sup>2</sup>	3,500	3,337
County of Maricopa, Industrial Dev. Auth., Education Rev. Bonds (Legacy Traditional Schools Projects), Series 2021-A, 4.00% 7/1/2041 <sup>2</sup>	1,020	844
County of Maricopa, Industrial Dev. Auth., Education Rev. Bonds (Legacy Traditional Schools Projects), Series 2021-B, 3.50% 7/1/2044 <sup>2</sup>	7,000	5,145
County of Maricopa, Industrial Dev. Auth., Education Rev. Bonds (Legacy Traditional Schools Projects), Series 2020, 5.25% 7/1/2045	3,075	3,182
County of Maricopa, Industrial Dev. Auth., Education Rev. Bonds (Legacy Traditional Schools Projects), Series 2019-B, 5.00% 7/1/2049 <sup>2</sup>	3,500	3,180
County of Maricopa, Industrial Dev. Auth., Education Rev. Bonds (Legacy Traditional Schools Projects), Series 2020, 4.00% 7/1/2050	3,620	3,193
County of Maricopa, Industrial Dev. Auth., Education Rev. Bonds (Legacy Traditional Schools Projects), Series 2021-A, 4.00% 7/1/2051 <sup>2</sup>	2,490	1,868
County of Maricopa, Industrial Dev. Auth., Education Rev. Bonds (Legacy Traditional Schools Projects), Series 2019-B, 5.00% 7/1/2054 <sup>2</sup>	3,475	3,086
County of Maricopa, Industrial Dev. Auth., Education Rev. Bonds (Legacy Traditional Schools Projects), Series 2021-A, 4.00% 7/1/2056 <sup>2</sup>	1,350	979
County of Maricopa, Industrial Dev. Auth., Education Rev. Bonds (Paradise Schools Projects), Series 2016, 5.00% 7/1/2036 <sup>2</sup>	2,750	2,742
County of Maricopa, Industrial Dev. Auth., Education Rev. Bonds (Paradise Schools Projects), Series 2016, 5.00% 7/1/2047 <sup>2</sup>	10,580	9,894
County of Maricopa, Industrial Dev. Auth., Facs. Rev. Bonds (Commercial Metals Co. Project), Series 2022, AMT, 4.00% 10/15/2047 <sup>2</sup>	12,645	10,901
County of Maricopa, Industrial Dev. Auth., Rev. Bonds (Banner Health), Series 2019-E, 3.00% 1/1/2049	3,000	2,269
County of Maricopa, Pollution Control Rev. Ref. Bonds (El Paso Electric Co. Palo Verde Project), Series 2009-A, 3.60% 2/1/2040	2,000	1,746
Maricopa County Pollution Control Corp., Pollution Control Rev. Ref. Bonds (Southern California Edison Co.), Series 2000-A, 2.40% 6/1/2035	1,825	1,466
City of Phoenix, Industrial Dev. Auth., Education Fac. Rev. Bonds (Basis Schools, Inc. Project), Series 2015, 5.00% 7/1/2035 <sup>2</sup>	6,080	6,087
City of Phoenix, Industrial Dev. Auth., Education Fac. Rev. Bonds (Basis Schools, Inc. Project), Series 2016-A, 5.00% 7/1/2035 <sup>2</sup>	1,500	1,502
City of Phoenix, Industrial Dev. Auth., Education Fac. Rev. Bonds (Basis Schools, Inc. Project), Series 2015, 5.00% 7/1/2045 <sup>2</sup>	5,500	5,073
City of Phoenix, Industrial Dev. Auth., Education Fac. Rev. Bonds (Basis Schools, Inc. Project), Series 2016-A, 5.00% 7/1/2046 <sup>2</sup>	7,100	6,511
City of Phoenix, Industrial Dev. Auth., Education Fac. Rev. Bonds (Legacy Traditional Schools Projects), Series 2014-A, 5.75% 7/1/2024 <sup>2</sup>	275	276
City of Phoenix, Industrial Dev. Auth., Education Fac. Rev. Bonds (Legacy Traditional Schools Projects), Series 2016-A, 4.00% 7/1/2026 <sup>2</sup>	1,710	1,661
City of Phoenix, Industrial Dev. Auth., Education Fac. Rev. Bonds (Legacy Traditional Schools Projects), Series 2014-A, 6.50% 7/1/2034 <sup>2</sup>	1,560	1,587

# American High-Income Municipal Bond Fund (continued)

Bonds, notes & other debt instruments (continued)	Principal amount (000)	Value (000)
<b>Arizona (continued)</b>		
City of Phoenix, Industrial Dev. Auth., Education Fac. Rev. Bonds (Legacy Traditional Schools Projects), Series 2015, 5.00% 7/1/2035 <sup>2</sup>	USD3,540	\$ 3,534
City of Phoenix, Industrial Dev. Auth., Education Fac. Rev. Bonds (Legacy Traditional Schools Projects), Series 2016-A, 5.00% 7/1/2041 <sup>2</sup>	15,075	14,338
City of Phoenix, Industrial Dev. Auth., Education Fac. Rev. Bonds (Legacy Traditional Schools Projects), Series 2014-A, 6.75% 7/1/2044 <sup>2</sup>	6,900	6,994
City of Phoenix, Industrial Dev. Auth., Education Fac. Rev. Bonds (Legacy Traditional Schools Projects), Series 2015, 5.00% 7/1/2045 <sup>2</sup>	2,250	2,086
City of Phoenix, Industrial Dev. Auth., Education Fac. Rev. Bonds (Legacy Traditional Schools Projects), Series 2016-A, 5.00% 7/1/2046 <sup>2</sup>	2,500	2,305
City of Phoenix, Industrial Dev. Auth., Health Care Facs. Rev. Bonds (Mayo Clinic), Series 2022, 3.75% 11/15/2057	1,000	852
County of Pima, Industrial Dev. Auth., Education Fac. Rev. Bonds (American Leadership Academy Project), Series 2021, 4.00% 6/15/2041 <sup>2</sup>	8,500	6,993
County of Pima, Industrial Dev. Auth., Education Fac. Rev. Bonds (American Leadership Academy Project), Series 2021, 4.00% 6/15/2041 <sup>2</sup>	630	518
County of Pima, Industrial Dev. Auth., Education Fac. Rev. Bonds (American Leadership Academy Project), Series 2021, 4.00% 6/15/2051 <sup>2</sup>	2,280	1,701
County of Pima, Industrial Dev. Auth., Education Fac. Rev. Bonds (American Leadership Academy Project), Series 2021, 4.00% 6/15/2057 <sup>2</sup>	695	501
County of Pima, Industrial Dev. Auth., Education Fac. Rev. Bonds (American Leadership Academy), Series 2019, 5.00% 6/15/2034 <sup>2</sup>	600	602
County of Pima, Industrial Dev. Auth., Education Fac. Rev. Bonds (American Leadership Academy), Series 2019, 5.00% 6/15/2039 <sup>2</sup>	655	629
County of Pima, Industrial Dev. Auth., Education Fac. Rev. Bonds (American Leadership Academy), Series 2019, 5.00% 6/15/2049 <sup>2</sup>	1,100	992
County of Pima, Industrial Dev. Auth., Education Fac. Rev. Bonds (American Leadership Academy), Series 2019, 5.00% 6/15/2052 <sup>2</sup>	2,150	1,907
County of Pima, Industrial Dev. Auth., Education Fac. Rev. Bonds (Imagine East Mesa Charter Schools Project), Series 2019, 3.25% 7/1/2024 <sup>2</sup>	90	89
County of Pima, Industrial Dev. Auth., Education Fac. Rev. Bonds (Imagine East Mesa Charter Schools Project), Series 2019, 5.00% 7/1/2029 <sup>2</sup>	300	301
County of Pima, Industrial Dev. Auth., Education Fac. Rev. Bonds (Imagine East Mesa Charter Schools Project), Series 2019, 5.00% 7/1/2034 <sup>2</sup>	400	397
County of Pima, Industrial Dev. Auth., Education Fac. Rev. Bonds (Imagine East Mesa Charter Schools Project), Series 2019, 5.00% 7/1/2039 <sup>2</sup>	500	478
County of Pima, Industrial Dev. Auth., Education Fac. Rev. Bonds (Imagine East Mesa Charter Schools Project), Series 2019, 5.00% 7/1/2049 <sup>2</sup>	1,500	1,349
County of Pima, Industrial Dev. Auth., Education Fac. Rev. Ref. Bonds (American Leadership Academy Project), Series 2022, 4.00% 6/15/2051 <sup>2</sup>	4,500	3,357
County of Pima, Industrial Dev. Auth., Education Fac. Rev. Ref. Bonds (American Leadership Academy Project), Series 2022, 4.00% 6/15/2057 <sup>2</sup>	5,000	3,603
County of Pima, Industrial Dev. Auth., Senior Living Rev. Bonds (La Posada at Pusch Ridge Project), Series 2022-A, 6.75% 11/15/2042 <sup>2</sup>	3,000	3,039
County of Pima, Industrial Dev. Auth., Senior Living Rev. Bonds (La Posada at Pusch Ridge Project), Series 2022-A, 6.875% 11/15/2052 <sup>2</sup>	8,500	8,565
County of Pima, Industrial Dev. Auth., Senior Living Rev. Bonds (La Posada at Pusch Ridge Project), Series 2022-A, 7.00% 11/15/2057 <sup>2</sup>	5,500	5,540
County of Pinal, Industrial Dev. Auth., Environmental Facs. Rev. Green Bonds (WOF SW GGP 1, LLC Project), Series 2021-B, AMT, 5.50% 10/1/2033 <sup>1</sup>	5,854	5,569
County of Pinal, Industrial Dev. Auth., Environmental Facs. Rev. Green Bonds (WOF SW GGP 1, LLC Project), Capital Appreciation Bonds, Series 2021-B, AMT, 5.50% 10/1/2033 <sup>1,2</sup>	14,522	13,815
City of Tempe, Industrial Dev. Auth., Rev. and Rev. Ref. Bonds (Friendship Village of Tempe Project), Series 2021-A, 4.00% 12/1/2038	7,185	5,794
City of Tempe, Industrial Dev. Auth., Rev. and Rev. Ref. Bonds (Friendship Village of Tempe Project), Series 2021-A, 4.00% 12/1/2046	5,500	3,943
City of Tempe, Industrial Dev. Auth., Rev. and Rev. Ref. Bonds (Friendship Village of Tempe Project), Series 2021-B, 4.00% 12/1/2056	2,130	1,408
City of Tempe, Industrial Dev. Auth., Rev. Bonds (Friendship Village of Tempe Project), Series 2019, 5.00% 12/1/2050	1,600	1,327



# American High-Income Municipal Bond Fund (continued)

Bonds, notes & other debt instruments (continued)	Principal amount (000)	Value (000)
<b>Arizona (continued)</b>		
City of Tempe, Industrial Dev. Auth., Rev. Bonds (Friendship Village of Tempe Project), Series 2019, 5.00% 12/1/2054	USD1,850	\$ 1,506
City of Tempe, Industrial Dev. Auth., Rev. Bonds (Mirabella at ASU Project), Series 2017-A, 6.125% 10/1/2047 <sup>2</sup>	1,000	628
County of Yavapai, Industrial Dev. Auth., Solid Waste Disposal Rev. Bonds (Waste Management, Inc. Project), Series 2002, AMT, 1.30% 6/1/2027	4,515	4,049
		<u>377,946</u>
<b>Arkansas 0.36%</b>		
Dev. Fin. Auth., Environmental Improvement Rev. Bonds (United States Steel Corp. Project), Series 2022, AMT, 5.45% 9/1/2052	6,500	6,500
Dev. Fin. Auth., Environmental Improvement Rev. Green Bonds (United States Steel Corp. Project), Series 2023, AMT, 5.70% 5/1/2053	11,905	12,082
Dev. Fin. Auth., Industrial Dev. Rev. Bonds (Big River Steel Project), Series 2019, AMT, 4.50% 9/1/2049 <sup>2</sup>	18,620	16,968
Dev. Fin. Auth., Industrial Dev. Rev. Green Bonds (Big River Steel Project), Series 2020, AMT, 4.75% 9/1/2049 <sup>2</sup>	4,250	4,025
		<u>39,575</u>
<b>California 5.81%</b>		
Alameda Corridor Transportation Auth., Rev. Ref. Bonds, Capital Appreciation Bonds, Series 2022-A, 0% 10/1/2049 (5.375% on 10/01/2037) <sup>1</sup>	595	301
Alameda Corridor Transportation Auth., Rev. Ref. Bonds, Capital Appreciation Bonds, Series 2022-C-2, 0% 10/1/2050 (5.40% on 10/01/2037) <sup>1</sup>	1,975	1,002
Alameda Corridor Transportation Auth., Rev. Ref. Bonds, Convertible Capital Appreciation Bonds, Series 2022-C-2, Assured Guaranty Municipal insured, 0% 10/1/2052 (5.45% on 10/1/2037) <sup>1</sup>	2,265	1,159
City of Alameda, Community Facs. Dist. No. 2013-1 (Alameda Landing Public Improvements), Special Tax Bonds, Series 2016, 5.00% 9/1/2027	100	104
City of Alameda, Community Facs. Dist. No. 2013-1 (Alameda Landing Public Improvements), Special Tax Bonds, Series 2016, 5.00% 9/1/2031	150	155
City of Alameda, Community Facs. Dist. No. 2013-1 (Alameda Landing Public Improvements), Special Tax Bonds, Series 2016, 5.00% 9/1/2032	160	165
City of Alameda, Community Facs. Dist. No. 2013-1 (Alameda Landing Public Improvements), Special Tax Bonds, Series 2016, 5.00% 9/1/2033	320	331
Bay Area Toll Auth., San Francisco Bay Area Toll Bridge Rev. Bonds, Series 2017-B, 2.85% 4/1/2047 (put 4/1/2025)	9,640	9,514
California County Tobacco Securitization Agcy., Tobacco Settlement Rev. Bonds, (Los Angeles County Securitization Corp.), Series 2020-B-1, 5.00% 6/1/2049	1,075	1,093
City of Cerritos, Public Fncg. Auth., Rev. Bonds (Los Coyotes Redev. Project Loan), Series 1993-A, AMBAC insured, 6.50% 11/1/2023	900	906
Chino Valley Unified School Dist., G.O. Bonds, 2016 Election, Capital Appreciation Bonds, Series 2022-C, 0% 8/1/2035	690	442
Chino Valley Unified School Dist., G.O. Bonds, 2016 Election, Capital Appreciation Bonds, Series 2022-C, 0% 8/1/2036	750	455
Chino Valley Unified School Dist., G.O. Bonds, 2016 Election, Capital Appreciation Bonds, Series 2022-C, 0% 8/1/2037	1,000	575
Coast Community College Dist., G.O. Bonds, Capital Appreciation Bonds, 2012 Election, Series 2019-F, 0% 8/1/2040	5,000	2,420
Coast Community College Dist., G.O. Bonds, Capital Appreciation Bonds, 2012 Election, Series 2019-F, 0% 8/1/2042	5,000	2,188
Community Choice Fncg. Auth., Clean Energy Project Rev. Green Bonds, Series 2021-B-1, 4.00% 2/1/2052 (put 8/1/2031)	8,000	7,958
Community Choice Fncg. Auth., Clean Energy Project Rev. Green Bonds, Series 2023-B-1, 5.00% 7/1/2053 (put 8/1/2029)	12,640	13,267
Community Choice Fncg. Auth., Clean Energy Project Rev. Green Bonds, Series 2021-B-1, 5.00% 12/1/2053 (put 8/1/2029)	1,065	1,112
Community Choice Fncg. Auth., Clean Energy Project Rev. Green Bonds, Series 2023-C, 5.25% 1/1/2054 (put 10/1/2031)	2,000	2,090
Community College Fncg. Auth., Student Housing Rev. Bonds (NCCD - Napa Valley Properties, LLC - Napa Valley College Project), Series 2022-A, 5.75% 7/1/2060 <sup>2</sup>	1,000	997
Community Housing Agcy., Essential Housing Rev. Bonds (Fountains at Emerald Park), Series 2021-A-2, 4.00% 8/1/2046 <sup>2</sup>	3,000	2,447
Community Housing Agcy., Essential Housing Rev. Bonds (Glendale Properties), Series 2021-A-2, 4.00% 8/1/2047 <sup>2</sup>	39,155	30,001

# American High-Income Municipal Bond Fund (continued)

Bonds, notes & other debt instruments (continued)	Principal amount (000)	Value (000)
<b>California (continued)</b>		
Community Housing Agcy., Essential Housing Rev. Bonds (Glendale Properties), Series 2021-A-1, 4.00% 2/1/2056 <sup>2</sup>	USD23,510	\$19,394
Community Housing Agcy., Essential Housing Rev. Bonds (The Exchange at Bayfront Apartments), Series 2021-A-2, 4.00% 8/1/2051 <sup>2</sup>	1,000	644
Community Housing Agcy., Essential Housing Rev. Bonds (Verdant at Green Valley), Series 2019-A, 5.00% 8/1/2049 <sup>2</sup>	3,525	3,302
Compton Unified School Dist., G.O. Bonds, Capital Appreciation Bonds, 2015 Election, Series 2019-B, BAM insured, 0% 6/1/2034	1,000	648
Compton Unified School Dist., G.O. Bonds, Capital Appreciation Bonds, 2015 Election, Series 2019-B, BAM insured, 0% 6/1/2036	1,100	639
Corona-Norco Unified School Dist., Public Fin. Auth., Special Tax Rev. Bonds, Series 2016-05-1, 4.00% 9/1/2029	615	616
Corona-Norco Unified School Dist., Public Fin. Auth., Special Tax Rev. Bonds, Series 2016-05-1, 4.00% 9/1/2030	640	639
CSCDA Community Improvement Auth., Essential Housing Social Rev. Bonds (1818 Platinum Triangle - Anaheim), Series 2021-A-2, 3.25% 4/1/2057 <sup>2</sup>	9,020	6,227
CSCDA Community Improvement Auth., Essential Housing Social Rev. Bonds (1818 Platinum Triangle - Anaheim), Series 2021-B, 4.00% 4/1/2057 <sup>2</sup>	9,205	6,308
CSCDA Community Improvement Auth., Essential Housing Social Rev. Bonds (777 Place - Pomona), Series 2021-B, 4.00% 5/1/2057 <sup>2</sup>	2,000	1,383
CSCDA Community Improvement Auth., Essential Housing Social Rev. Bonds (Acacia on Santa Rosa Creek), Series 2021-A, 4.00% 10/1/2056 <sup>2</sup>	5,970	4,916
CSCDA Community Improvement Auth., Essential Housing Social Rev. Bonds (City of Orange Portfolio), Series 2021-A-2, 3.00% 3/1/2057 <sup>2</sup>	8,865	5,877
CSCDA Community Improvement Auth., Essential Housing Social Rev. Bonds (City of Orange Portfolio), Series 2021-B, 4.00% 3/1/2057 <sup>2</sup>	2,390	1,687
CSCDA Community Improvement Auth., Essential Housing Social Rev. Bonds (CTR City Anaheim), Series 2020-A, 5.00% 1/1/2054 <sup>2</sup>	5,750	4,600
CSCDA Community Improvement Auth., Essential Housing Social Rev. Bonds (Dublin), Series 2021-A-2, 3.00% 2/1/2057 <sup>2</sup>	3,000	1,983
CSCDA Community Improvement Auth., Essential Housing Social Rev. Bonds (Escondido Portfolio), Series 2021-A-1, 3.00% 6/1/2048 <sup>2</sup>	6,400	4,293
CSCDA Community Improvement Auth., Essential Housing Social Rev. Bonds (Escondido Portfolio), Series 2021-A-2, 4.00% 6/1/2058 <sup>2</sup>	12,265	9,518
CSCDA Community Improvement Auth., Essential Housing Social Rev. Bonds (Escondido Portfolio), Series 2021-B, 4.00% 12/1/2059 <sup>2</sup>	3,000	1,835
CSCDA Community Improvement Auth., Essential Housing Social Rev. Bonds (Millennium South Bay - Hawthorne), Series 2021-A-1, 3.375% 7/1/2043 <sup>2</sup>	10,250	8,187
CSCDA Community Improvement Auth., Essential Housing Social Rev. Bonds (Millennium South Bay - Hawthorne), Series 2021-A-2, 3.25% 7/1/2056 <sup>2</sup>	7,850	5,449
CSCDA Community Improvement Auth., Essential Housing Social Rev. Bonds (Millennium South Bay - Hawthorne), Series 2021-B, 4.00% 7/1/2058 <sup>2</sup>	7,250	5,037
CSCDA Community Improvement Auth., Essential Housing Social Rev. Bonds (Park Crossing Apartments), Series 2021-A, 3.25% 12/1/2058 <sup>2</sup>	14,795	9,834
CSCDA Community Improvement Auth., Essential Housing Social Rev. Bonds (Pasadena Portfolio), Series 2021-A-2, 3.00% 12/1/2056 <sup>2</sup>	6,000	3,983
CSCDA Community Improvement Auth., Essential Housing Social Rev. Bonds (Pasadena Portfolio), Series 2021-B, 4.00% 12/1/2056 <sup>2</sup>	10,475	7,366
CSCDA Community Improvement Auth., Essential Housing Social Rev. Bonds (The Link - Glendale), Series 2021-A-2, 4.00% 7/1/2056 <sup>2</sup>	17,000	11,938
CSCDA Community Improvement Auth., Essential Housing Social Rev. Bonds (Theo - Pasadena), Series 2021-A-2, 3.25% 5/1/2057 <sup>2</sup>	6,020	3,958
CSCDA Community Improvement Auth., Essential Housing Social Rev. Bonds (Towne - Glendale), Series 2022-B, 5.00% 9/1/2037 <sup>2</sup>	1,000	993
CSCDA Community Improvement Auth., Essential Housing Social Rev. Bonds (Union South Bay), Series 2021-A-1, 3.10% 7/1/2045 <sup>2</sup>	12,400	9,325
CSCDA Community Improvement Auth., Essential Housing Social Rev. Bonds (Union South Bay), Series 2021-A-2, 4.00% 7/1/2056 <sup>2</sup>	43,575	32,059
CSCDA Community Improvement Auth., Essential Housing Social Rev. Bonds (Waterscape Apartments), Series 2021-B, 4.00% 9/1/2046 <sup>2</sup>	2,250	1,860
CSCDA Community Improvement Auth., Essential Housing Social Rev. Bonds (Westgate Phase 1 - Pasadena), Series 2021-A-2, 3.125% 6/1/2057 <sup>2</sup>	14,760	9,550
City of Dublin, Community Facs. Dist. No. 2015-1 (Dublin Crossing), Improvement Area No. 3, Special Tax Bonds, Series 2021, 4.00% 9/1/2045	780	695

# American High-Income Municipal Bond Fund (continued)

Bonds, notes & other debt instruments (continued)	Principal amount (000)	Value (000)
<b>California (continued)</b>		
City of Dublin, Community Facs. Dist. No. 2015-1 (Dublin Crossing), Improvement Area No. 3, Special Tax Bonds, Series 2021, 4.00% 9/1/2051	USD780	\$ 673
Educational Facs. Auth., Rev. Bonds (Chapman University), Series 2017-B, 4.00% 4/1/2047	3,150	3,017
Enterprise Dev. Auth., Charter School Rev. Ref. Bonds (Rocketship Public Schools - Obligated Group No. 2), Series 2022-A, 4.00% 6/1/2042 <sup>2</sup>	500	399
Etiwanda School Dist., G.O. Bonds, Capital Appreciation Bonds, 2016 Election, Series 2020-A, 0% 8/1/2038	1,210	644
Etiwanda School Dist., G.O. Bonds, Capital Appreciation Bonds, 2016 Election, Series 2020-A, 0% 8/1/2039	1,000	503
Etiwanda School Dist., G.O. Bonds, Capital Appreciation Bonds, 2016 Election, Series 2020-A, 0% 8/1/2040	1,000	476
Foothill/Eastern Transportation Corridor Agcy., Toll Road Rev. Bonds, Capital Appreciation Bonds, Series 1995-A, 0% 1/1/2024 (escrowed to maturity)	5,000	4,935
Foothill/Eastern Transportation Corridor Agcy., Toll Road Rev. Ref. Bonds, Capital Appreciation Bonds, Series 2015-A, Assured Guaranty Municipal insured, 0% 1/15/2034	1,000	687
Foothill/Eastern Transportation Corridor Agcy., Toll Road Rev. Ref. Bonds, Capital Appreciation Bonds, Series 2015-A, Assured Guaranty Municipal insured, 0% 1/15/2035	1,000	660
Golden State Tobacco Securitization Corp., Enhanced Tobacco Settlement Asset-Backed Bonds, Capital Appreciation Bonds, Series 2021-B-2, 0% 6/1/2066	70,000	7,543
Hastings Campus Housing Fin. Auth., Campus Housing Rev. Green Bonds, Series 2020-A, 5.00% 7/1/2045 <sup>2</sup>	10,700	9,241
Hastings Campus Housing Fin. Auth., Campus Housing Rev. Green Bonds, Series 2020-A, 5.00% 7/1/2061 <sup>2</sup>	14,235	11,525
Hastings Campus Housing Fin. Auth., Campus Housing Rev. Green Bonds, Convertible Capital Appreciation Bonds, Series 2020-B, 0% 7/1/2061 (6.75% on 7/1/2035) <sup>1,2</sup>	10,000	3,528
Health Facs. Fncg. Auth., Rev. Bonds (CommonSpirit Health), Series 2020-A, 4.00% 4/1/2044	1,500	1,425
Health Facs. Fncg. Auth., Rev. Bonds (CommonSpirit Health), Series 2020-A, 4.00% 4/1/2045	5,570	5,259
Health Facs. Fncg. Auth., Rev. Ref. Bonds (Lucile Salter Packard Children's Hospital at Stanford), Series 2022-A, 4.00% 5/15/2051	1,750	1,704
Housing Fin. Agcy., Municipal Certs., Series 2019-1, Class X, interest only, 0.29% 1/15/2035 <sup>4,5</sup>	29,896	433
Housing Fin. Agcy., Municipal Certs., Series 2019-A-1, 4.25% 1/15/2035	6,744	6,751
Housing Fin. Agcy., Municipal Certs., Series 2021-1, Class X, interest only, 0.825% 3/25/2035 <sup>4,5</sup>	15,342	780
Housing Fin. Agcy., Municipal Certs., Series 2021-1, Class X, interest only, 0.797% 11/20/2035 <sup>4,5</sup>	60,826	3,105
Housing Fin. Agcy., Municipal Certs., Series 2021-A-1, 3.50% 11/20/2035	14,346	13,443
Housing Fin. Agcy., Municipal Certs., Series 2021-3, Class X, interest only, 0.764% 8/20/2036 <sup>5</sup>	31,600	1,698
Housing Fin. Agcy., Municipal Certs., Series 2021-A-3, 3.25% 8/20/2036	4,742	4,295
Housing Fin. Agcy., Municipal Certs., Series 2023-1, Class X, 0.366% 9/20/2036 <sup>4</sup>	102,649	2,574
Housing Fin. Agcy., Municipal Certs., Series 2023-1, Class A, 4.375% 9/20/2036	14,982	14,908
Independent Cities Lease Fin. Auth., Mobile Home Park Rev. Ref. Bonds (Palomar Estates West), Series 2015, 5.00% 9/15/2036	1,000	994
Infrastructure and Econ. Dev. Bank, Rev. Bonds (WFCS Portfolio Projects), Series 2021-A-1, 5.00% 1/1/2056 <sup>2</sup>	5,110	4,056
Infrastructure and Econ. Dev. Bank, Rev. Bonds (WFCS Portfolio Projects), Capital Appreciation Bonds, Series 2021-B, 0% 1/1/2061 <sup>2</sup>	39,015	2,111
City of Irvine, Reassessment Dist. No. 15-2, Limited Obligation Improvement Bonds, Series 2015, 5.00% 9/2/2032	350	360
City of Irvine, Reassessment Dist. No. 15-2, Limited Obligation Improvement Bonds, Series 2015, 5.00% 9/2/2033	590	606
City of Irvine, Reassessment Dist. No. 15-2, Limited Obligation Improvement Bonds, Series 2015, 5.00% 9/2/2034	615	632
City of Irvine, Reassessment Dist. No. 15-2, Limited Obligation Improvement Bonds, Series 2015, 5.00% 9/2/2035	375	384
City of Lake Elsinore, Community Facs. Dist. No. 2006-1 (Summerly), Special Tax Bonds, Series 2020, 4.00% 9/1/2036	350	340
City of Lake Elsinore, Community Facs. Dist. No. 2006-1 (Summerly), Special Tax Bonds, Series 2020, 4.00% 9/1/2050	1,100	952
City of Lake Elsinore, Public Fncg. Auth., Local Agcy. Rev. Ref. Bonds, Series 2015, 5.00% 9/1/2027	70	72
City of Lake Elsinore, Public Fncg. Auth., Local Agcy. Rev. Ref. Bonds, Series 2015, 5.00% 9/1/2031	2,685	2,766
City of Lake Elsinore, Public Fncg. Auth., Local Agcy. Rev. Ref. Bonds, Series 2015, 5.00% 9/1/2035	3,330	3,424
Lammersville Joint Unified School Dist., Community Facs. Dist. No. 2014-1, Special Tax Bonds, Series 2020, 4.00% 9/1/2040	120	111
Lammersville Joint Unified School Dist., Community Facs. Dist. No. 2014-1, Special Tax Bonds, Series 2020, 4.00% 9/1/2045	275	242
Lammersville Joint Unified School Dist., Community Facs. Dist. No. 2014-1, Special Tax Bonds, Series 2020, 4.00% 9/1/2049	675	580
City of Lee Lake, Public Fncg. Auth., Special Tax Rev. Ref. Bonds, Series 2013-B, 5.375% 9/1/2035	715	716
City of Long Beach, Marina Rev. Bonds (Alamitos Bay Marina Project), Series 2015, 5.00% 5/15/2045	500	505
City of Los Angeles, Dept. of Airports, Los Angeles International Airport, Rev. Bonds, Series 2021-D, AMT, 3.00% 5/15/2040	2,865	2,373
City of Los Angeles, Dept. of Airports, Los Angeles International Airport, Rev. Bonds, Series 2021-D, AMT, 3.00% 5/15/2040 (preref. 11/15/2031)	135	132
County of Los Angeles, Community Facs. Dist. No. 2021-01 (Valencia Facs.), Improvement Area No. 1, Special Tax Bonds, Series 2022, 5.00% 9/1/2042	1,020	1,039

# American High-Income Municipal Bond Fund (continued)

Bonds, notes & other debt instruments (continued)	Principal amount (000)	Value (000)
<b>California (continued)</b>		
County of Los Angeles, Community Facs. Dist. No. 2021-01 (Valencia Facs.), Improvement Area No. 1, Special Tax Bonds, Series 2022, 5.00% 9/1/2047	USD905	\$ 912
County of Los Angeles, Community Facs. Dist. No. 2021-01 (Valencia Facs.), Improvement Area No. 1, Special Tax Bonds, Series 2022, 5.00% 9/1/2052	800	800
M-S-R Energy Auth., Gas Rev. Bonds, Series 2009-B, 6.50% 11/1/2039	1,800	2,196
Madera Unified School Dist., G.O. Bonds, Capital Appreciation Bonds, 2002 Election, Series 2005, National insured, 0% 5/1/2030	4,000	3,171
Morongo Band of Mission Indians, Rev. Ref. Bonds, Series 2018-B, 5.00% 10/1/2042 <sup>2</sup>	11,415	11,263
Municipal Fin. Auth., Educational Rev. Bonds (American Heritage Education Foundation Project), Series 2016-A, 5.00% 6/1/2036	750	761
Municipal Fin. Auth., Educational Rev. Bonds (American Heritage Education Foundation Project), Series 2016-A, 5.00% 6/1/2046	1,745	1,736
Municipal Fin. Auth., Rev. Bonds (California Baptist University), Series 2015-A, 5.25% 11/1/2035 <sup>2</sup>	2,035	2,068
Municipal Fin. Auth., Rev. Bonds (California Baptist University), Series 2015-A, 5.50% 11/1/2045 <sup>2</sup>	5,600	5,649
Municipal Fin. Auth., Rev. Bonds (California Baptist University), Series 2016-A, 5.00% 11/1/2046 <sup>2</sup>	750	729
Municipal Fin. Auth., Rev. Bonds (Caritas Mobile Home Park), Series 2014-A, 5.25% 8/15/2039	1,200	1,213
Municipal Fin. Auth., Rev. Bonds (Caritas Mobile Home Park), Series 2014-B, 5.875% 8/15/2049	1,000	1,004
Municipal Fin. Auth., Rev. Bonds (Clinicas del Camino Real, Inc.), Series 2020, 4.00% 3/1/2040	2,535	2,047
Municipal Fin. Auth., Rev. Bonds (Clinicas del Camino Real, Inc.), Series 2020, 4.00% 3/1/2050	2,330	1,741
Municipal Fin. Auth., Rev. Bonds (HumanGood - California Obligated Group), Series 2021, 3.00% 10/1/2046	2,000	1,473
Municipal Fin. Auth., Rev. Bonds (HumanGood - California Obligated Group), Series 2021, 3.00% 10/1/2049	5,125	3,646
Municipal Fin. Auth., Rev. Bonds (John Adams Academies, Inc.), Series 2019-A, 4.00% 10/1/2029 <sup>2</sup>	420	397
Municipal Fin. Auth., Rev. Bonds (John Adams Academies, Inc.), Series 2019-A, 5.00% 10/1/2049 <sup>2</sup>	1,525	1,381
Municipal Fin. Auth., Rev. Bonds (John Adams Academies, Inc.), Series 2019-A, 5.00% 10/1/2057 <sup>2</sup>	1,100	971
Municipal Fin. Auth., Rev. Bonds (LINXS APM Project), Series 2018-A, AMT, 4.00% 12/31/2047	11,455	10,306
Municipal Fin. Auth., Rev. Bonds (LINXS APM Project), Series 2018-A, AMT, 5.00% 12/31/2047	3,005	3,053
Municipal Fin. Auth., Rev. Ref. Bonds (Azusa Pacific University Project), Series 2015-B, 5.00% 4/1/2026	1,065	1,069
Municipal Fin. Auth., Rev. Ref. Bonds (Azusa Pacific University Project), Series 2015-B, 5.00% 4/1/2030	2,505	2,514
Municipal Fin. Auth., Senior Living Rev. Bonds (Mt. San Antonio Gardens Project), Series 2022-B-2, 2.125% 11/15/2026	275	260
Municipal Fin. Auth., Senior Living Rev. Bonds (Mt. San Antonio Gardens Project), Series 2019, 5.00% 11/15/2039	425	405
Municipal Fin. Auth., Senior Living Rev. Bonds (Mt. San Antonio Gardens Project), Series 2022-A, 4.00% 11/15/2042	465	374
Municipal Fin. Auth., Senior Living Rev. Bonds (Mt. San Antonio Gardens Project), Series 2022-A, 4.00% 11/15/2052	500	367
Municipal Fin. Auth., Social Rev. Bonds (HealthRIGHT 360), Series 2019-A, 5.00% 11/1/2039 <sup>2</sup>	525	522
Municipal Fin. Auth., Social Rev. Bonds (HealthRIGHT 360), Series 2019-A, 5.00% 11/1/2049 <sup>2</sup>	2,000	1,865
Municipal Fin. Auth., Solid Waste Disposal Rev. Bonds (Waste Management, Inc. Project), Series 2017-A, AMT, 0.70% 12/1/2044 (put 12/1/2023)	460	453
Municipal Fin. Auth., Special Fac. Rev. Bonds (United Airlines, Inc. Los Angeles International Airport Project), Series 2019, AMT, 4.00% 7/15/2029	8,925	8,860
Municipal Fin. Auth., Special Fin. Agcy. XII, Essential Housing Rev. Bonds (Allure Apartments), Series 2022-A-1, 3.25% 2/1/2057 <sup>2</sup>	11,025	7,526
Municipal Fin. Auth., Special Fin. Agcy., Essential Housing Rev. Bonds (Latitude 33), Series 2021-A-2, 4.00% 12/1/2045 <sup>2</sup>	3,280	2,570
Municipal Fin. Auth., Special Fin. Agcy., Essential Housing Rev. Bonds (Latitude 33), Series 2021-A-1, 3.00% 12/1/2056 <sup>2</sup>	6,990	4,624
Municipal Fin. Auth., Student Housing Rev. Bonds (CHF-Davis II, LLC - Orchard Park Student Housing Project), Series 2021, BAM insured, 4.00% 5/15/2046	290	272
Municipal Fin. Auth., Student Housing Rev. Bonds (CHF-Davis II, LLC - Orchard Park Student Housing Project), Series 2021, BAM insured, 3.00% 5/15/2051	3,470	2,608
Municipal Fin. Auth., Student Housing Rev. Bonds (CHF-Davis II, LLC - Orchard Park Student Housing Project), Series 2021, BAM insured, 3.00% 5/15/2054	805	592
Newport-Mesa Unified School Dist., G.O. Rev. Ref. Bonds, Capital Appreciation Bonds, Series 2017, 0% 8/1/2044	1,780	745
Northern California Gas Auth. No. 1, Gas Project Rev. Bonds, Series 2007-B, (3-month USD CME Term SOFR x 0.67 + 0.72%) 4.427% 7/1/2027 <sup>4</sup>	5,475	5,438
County of Orange, Community Facs. Dist. No. 2015-1 (Esencia Village), Special Tax Rev. Ref. Bonds, Series 2015-A, 5.25% 8/15/2045	560	568
County of Orange, Community Facs. Dist. No. 2021-1 (Rienda), Special Tax Bonds, Series 2022-A, 5.00% 8/15/2037	1,010	1,058
County of Orange, Community Facs. Dist. No. 2021-1 (Rienda), Special Tax Bonds, Series 2022-A, 5.00% 8/15/2042	600	615

# American High-Income Municipal Bond Fund (continued)

Bonds, notes & other debt instruments (continued)	Principal amount (000)	Value (000)
<b>California (continued)</b>		
County of Orange, Community Facs. Dist. No. 2021-1 (Rienda), Special Tax Bonds, Series 2022-A, 5.00% 8/15/2047	USD970	\$ 986
County of Orange, Community Facs. Dist. No. 2021-1 (Rienda), Special Tax Bonds, Series 2022-A, 5.00% 8/15/2052	2,350	2,376
City of Palm Desert, Community Facs. Dist. No. 2021-1 (University Park), Special Tax Bonds, Series 2021, 4.00% 9/1/2041	220	201
City of Palm Desert, Community Facs. Dist. No. 2021-1 (University Park), Special Tax Bonds, Series 2021, 4.00% 9/1/2051	1,175	1,008
Palomar Pomerado Health, G.O. Bonds, Capital Appreciation Bonds, 2004 Election, Series 2009-A, Assured Guaranty insured, 0% 8/1/2029	2,750	2,237
Palomar Pomerado Health, G.O. Bonds, Capital Appreciation Bonds, 2004 Election, Series 2009-A, Assured Guaranty insured, 0% 8/1/2031	2,500	1,884
Pollution Control Fncg. Auth., Water Furnishing Rev. Bonds (Poseidon Resources (Channelside), LP Desalination Project), Series 2012, AMT, 5.00% 11/21/2045 <sup>2</sup>	3,250	3,234
Public Fin. Auth., Rev. Bonds (Henry Mayo Newhall Memorial Hospital), Series 2021-B, 4.00% 10/15/2051 (put 10/15/2031)	685	671
Public Fin. Auth., Senior Living Rev. and Rev. Ref. Green Bonds (Enso Village Project), Series 2021-B-3, 2.125% 11/15/2027 <sup>2</sup>	1,015	988
Public Fin. Auth., Senior Living Rev. and Rev. Ref. Green Bonds (Enso Village Project), Series 2021-B-2, 2.375% 11/15/2028 <sup>2</sup>	1,000	969
Public Fin. Auth., Senior Living Rev. and Rev. Ref. Green Bonds (Enso Village Project), Series 2021-B-1, 3.125% 5/15/2029 <sup>2</sup>	1,575	1,498
Public Fin. Auth., Senior Living Rev. and Rev. Ref. Green Bonds (Enso Village Project), Series 2021-A, 5.00% 11/15/2036 <sup>2</sup>	625	608
Public Fin. Auth., Senior Living Rev. and Rev. Ref. Green Bonds (Enso Village Project), Series 2021-A, 5.00% 11/15/2046 <sup>2</sup>	240	217
Public Fin. Auth., Senior Living Rev. and Rev. Ref. Green Bonds (Enso Village Project), Series 2021-A, 5.00% 11/15/2051 <sup>2</sup>	710	626
Public Fin. Auth., Senior Living Rev. and Rev. Ref. Green Bonds (Enso Village Project), Series 2021-A, 5.00% 11/15/2056 <sup>2</sup>	645	560
Public Works Board, Lease Rev. Bonds (Trustees of the California State University), Series 2013-H, 5.00% 9/1/2024 (preref. 9/1/2023)	20	20
Public Works Board, Lease Rev. Bonds (Trustees of the California State University), Series 2013-H, 5.00% 9/1/2029 (preref. 9/1/2023)	5	5
City of Rancho Cordova, Community Facs. Dist. No. 2003-1 (Sunridge Anatolia), Special Tax Bonds, Series 2016, 4.00% 9/1/2037	500	479
River Islands Public Fncg. Auth., Community Facs. Dist. No. 2003-1 (Public Improvements), Special Tax Bonds, Series 2019-A, 5.00% 9/1/2038	3,750	3,784
River Islands Public Fncg. Auth., Community Facs. Dist. No. 2003-1 (Public Improvements), Special Tax Bonds, Series 2019-A, 5.00% 9/1/2048	4,545	4,413
River Islands Public Fncg. Auth., Community Facs. Dist. No. 2003-1 (Public Improvements), Special Tax Bonds, Series 2022, 5.75% 9/1/2052	4,250	4,198
River Islands Public Fncg. Auth., Community Facs. Dist. No. 2019-1 (Phase 2 Public Improvements), Special Tax Bonds, Series 2021, 4.00% 9/1/2051	1,000	821
River Islands Public Fncg. Auth., Community Facs. Dist. No. 2021-1 (Public Improvements), Special Tax Bonds, Series 2021-1, 4.00% 9/1/2041	1,015	906
River Islands Public Fncg. Auth., Community Facs. Dist. No. 2021-1 (Public Improvements), Special Tax Bonds, Series 2021-1, 4.00% 9/1/2046	1,535	1,308
River Islands Public Fncg. Auth., Community Facs. Dist. No. 2021-1 (Public Improvements), Special Tax Bonds, Series 2021-1, 4.00% 9/1/2051	2,700	2,217
County of Riverside, Redev. Agcy., Tax Allocation Bonds (Jurupa Valley Redev. Project Area), Capital Appreciation Bonds, Series 2011-B, 0% 10/1/2039	4,210	2,087
County of Riverside, Transportation Commission, Toll Rev. Ref. Bonds, Series 2021-B-1, BAM insured, 3.00% 6/1/2049	1,000	770
City of Roseville, Community Facs. Dist. No. 1 (Westpark), Special Tax Rev. Ref. Bonds, Series 2015, 5.00% 9/1/2029	1,000	1,029
City of Roseville, Community Facs. Dist. No. 1 (Westpark), Special Tax Rev. Ref. Bonds, Series 2015, 5.00% 9/1/2030	455	467
City of Roseville, Community Facs. Dist. No. 1 (Westpark), Special Tax Rev. Ref. Bonds, Series 2015, 5.00% 9/1/2031	595	611
City of Roseville, Community Facs. Dist. No. 1 (Westpark), Special Tax Rev. Ref. Bonds, Series 2015, 5.00% 9/1/2033	500	513



# American High-Income Municipal Bond Fund (continued)

Bonds, notes & other debt instruments (continued)	Principal amount (000)	Value (000)
<b>California (continued)</b>		
City of Sacramento, Community Facs. Dist. No. 2019-01 (Delta Shores), Improvement Area No. 2, Special Tax Bonds, Series 2022, 5.50% 9/1/2052	USD4,695	\$4,702
City of Sacramento, Community Facs. Dist. No. 2019-01 (Delta Shores), Improvement Area No. 2, Special Tax Bonds, Series 2022, 5.75% 9/1/2052	4,285	4,355
County of Sacramento, Water Fncg. Auth., Rev. Ref. Bonds (Water Agcy. Zones 40 and 41), Series 2007-B, FGIC-National insured, (3-month USD-LIBOR + 0.55%) 4.232% 6/1/2034 <sup>3,4</sup>	4,930	4,686
City of San Diego, Community Facs. Dist. No. 4 (Black Mountain Ranch Villages), Special Tax Bonds, Series 2016, 5.00% 9/1/2027	355	369
City of San Diego, Community Facs. Dist. No. 4 (Black Mountain Ranch Villages), Special Tax Bonds, Series 2016, 5.00% 9/1/2028	785	818
City of San Diego, Community Facs. Dist. No. 4 (Black Mountain Ranch Villages), Special Tax Bonds, Series 2016, 5.00% 9/1/2029	245	255
City of San Diego, Community Facs. Dist. No. 4 (Black Mountain Ranch Villages), Special Tax Bonds, Series 2016, 5.00% 9/1/2030	245	254
City and County of San Francisco, Community Facs. Dist. No. 2016-1 (Treasure Island), Improvement Area No. 1, Special Tax Bonds, Series 2021, 4.00% 9/1/2046	2,155	1,913
City and County of San Francisco, Community Facs. Dist. No. 2016-1 (Treasure Island), Improvement Area No. 1, Special Tax Bonds, Series 2021, 4.00% 9/1/2051	1,140	984
City and County of San Francisco, Community Facs. Dist. No. 2016-1 (Treasure Island), Improvement Area No. 2, Special Tax Bonds, Series 2022-A, 4.00% 9/1/2042 <sup>2</sup>	2,005	1,816
City and County of San Francisco, Community Facs. Dist. No. 2016-1 (Treasure Island), Improvement Area No. 2, Special Tax Bonds, Series 2022-A, 4.00% 9/1/2052 <sup>2</sup>	1,500	1,272
City and County of San Francisco, Special Tax Dist. No. 2020-1 (Mission Rock Facs. and Services), Dev. Special Tax Bonds, Series 2021-A, 4.00% 9/1/2036 <sup>2</sup>	440	415
City and County of San Francisco, Special Tax Dist. No. 2020-1 (Mission Rock Facs. and Services), Dev. Special Tax Bonds, Series 2021-A, 4.00% 9/1/2051 <sup>2</sup>	6,285	5,128
City and County of San Francisco, Successor Agcy. to the Redev. Agcy., Community Facs. Dist. No. 6 (Mission Bay South Public Improvements), Special Tax Rev. Ref. Bonds, Series 2013-A, 5.00% 8/1/2031	500	504
City and County of San Francisco, Successor Agcy. to the Redev. Agcy., Community Facs. Dist. No. 7 (Hunters Point Shipyard Phase 1 Improvements), Special Tax Rev. Ref. Bonds, Series 2014, 5.00% 8/1/2044	870	874
City and County of San Francisco, Successor Agcy. to the Redev. Agcy., Tax Allocation Rev. Ref. Bonds (Mission Bay South Redev. Project), Series 2016-C, 5.00% 8/1/2031	665	705
School Fin. Auth., Charter School Rev. Bonds (Classical Academies Oceanside Project), Series 2022-A, 5.00% 10/1/2052 <sup>2</sup>	1,250	1,220
School Fin. Auth., Charter School Rev. Bonds (Classical Academies Oceanside Project), Series 2022-A, 5.00% 10/1/2061 <sup>2</sup>	1,170	1,120
School Fin. Auth., Charter School Rev. Bonds (Classical Academies Project), Series 2017-A, 4.00% 10/1/2027 <sup>2</sup>	1,000	993
School Fin. Auth., Charter School Rev. Bonds (Classical Academies Project), Series 2017-A, 5.00% 10/1/2044 <sup>2</sup>	2,000	2,001
School Fin. Auth., Charter School Rev. Bonds (Equitas Academy Obligated Group), Series 2018-A, 5.00% 6/1/2029 <sup>2</sup>	750	751
School Fin. Auth., Charter School Rev. Bonds (Equitas Academy Obligated Group), Series 2018-A, 5.00% 6/1/2048 <sup>2</sup>	1,000	929
School Fin. Auth., Charter School Rev. Bonds (Larchmont Charter School Project), Series 2018-A, 5.00% 6/1/2028 <sup>2</sup>	585	597
School Fin. Auth., Charter School Rev. Bonds (Larchmont Charter School Project), Series 2018-A, 5.00% 6/1/2043 <sup>2</sup>	760	752
School Fin. Auth., Charter School Rev. Bonds (Rocketship Education Obligated Group), Series 2016-A, 5.00% 6/1/2046 <sup>2</sup>	1,850	1,703
School Fin. Auth., Charter School Rev. Bonds (Rocketship Education Obligated Group), Series 2017-A, 5.125% 6/1/2047 <sup>2</sup>	750	700
School Fin. Auth., Charter School Rev. Bonds (Rocketship Education Obligated Group), Series 2017-A, 5.25% 6/1/2052 <sup>2</sup>	250	233
School Fin. Auth., Charter School Rev. Bonds (Rocketship Public Schools Obligated Group), Series 2017-G, 5.00% 6/1/2037 <sup>2</sup>	360	350
School Fin. Auth., Charter School Rev. Bonds (Rocketship Public Schools Obligated Group), Series 2017-G, 5.00% 6/1/2047 <sup>2</sup>	1,470	1,347
School Fin. Auth., Educational Fac. Rev. Bonds (River Springs Charter School Project), Series 2023-A, 5.75% 7/1/2042 <sup>2</sup>	415	419
School Fin. Auth., Educational Fac. Rev. Bonds (River Springs Charter School Project), Series 2015-A, 6.375% 7/1/2046 (preref. 7/1/2025) <sup>2</sup>	7,965	8,464
School Fin. Auth., Educational Fac. Rev. Bonds (River Springs Charter School Project), Series 2015-A, 6.375% 7/1/2046 (preref. 7/1/2025) <sup>2</sup>	440	463

# American High-Income Municipal Bond Fund (continued)

Bonds, notes & other debt instruments (continued)	Principal amount (000)	Value (000)
<b>California (continued)</b>		
School Fin. Auth., Educational Fac. Rev. Bonds (River Springs Charter School Project), Series 2017-A, 5.00% 7/1/2052 <sup>2</sup>	USD2,350	\$ 2,076
School Fin. Auth., Educational Facs. Rev. Bonds (River Springs Charter School Project), Series 2017-A, 5.00% 7/1/2047 <sup>2</sup>	1,460	1,320
School Fin. Auth., School Fac. Rev. Ref. Bonds (High Tech High Learning Project), Series 2017-A, 4.00% 7/1/2024 <sup>2</sup>	420	418
School Fin. Auth., School Fac. Rev. Ref. Bonds (High Tech High Learning Project), Series 2017-A, 4.00% 7/1/2025 <sup>2</sup>	235	232
School Fin. Auth., School Fac. Rev. Ref. Bonds (High Tech High Learning Project), Series 2017-A, 5.00% 7/1/2049 <sup>2</sup>	1,000	916
City of Seal Beach, Community Facs. Dist. No. 2005-1 (Pacific Gateway Business Center), Special Tax Rev. Ref. Bonds, Series 2016, 3.00% 9/1/2027	100	95
City of Seal Beach, Community Facs. Dist. No. 2005-1 (Pacific Gateway Business Center), Special Tax Rev. Ref. Bonds, Series 2016, 3.00% 9/1/2028	120	114
City of Seal Beach, Community Facs. Dist. No. 2005-1 (Pacific Gateway Business Center), Special Tax Rev. Ref. Bonds, Series 2016, 3.125% 9/1/2030	175	163
City of Seal Beach, Community Facs. Dist. No. 2005-1 (Pacific Gateway Business Center), Special Tax Rev. Ref. Bonds, Series 2016, 3.125% 9/1/2031	460	428
Southern California Logistics Airport Auth., Tax Allocation Parity Bonds (Southern California Logistics Airport Project), Series 2005-A, Assured Guaranty insured, 4.50% 12/1/2030	120	121
Statewide Communities Dev. Auth., Rev. Bonds (American Baptist Homes of the West), Series 2015, 5.00% 10/1/2045	850	855
Statewide Communities Dev. Auth., Rev. Bonds (California Baptist University), Series 2014-A, 6.375% 11/1/2043 <sup>2</sup>	2,700	2,711
Statewide Communities Dev. Auth., Rev. Bonds (Front Porch Communities and Services), Series 2021-A, 3.00% 4/1/2051	6,230	4,387
Statewide Communities Dev. Auth., Rev. Bonds (Lancer Educational Student Housing Project), Series 2019-A, 5.00% 6/1/2034 <sup>2</sup>	275	272
Statewide Communities Dev. Auth., Rev. Bonds (Lancer Educational Student Housing Project), Series 2019-A, 5.00% 6/1/2039 <sup>2</sup>	370	359
Statewide Communities Dev. Auth., Rev. Bonds (Lancer Plaza Project), Series 2013, 5.125% 11/1/2023	150	150
Statewide Communities Dev. Auth., Rev. Bonds (Loma Linda University Medical Center), Series 2014-A, 5.25% 12/1/2044	5,000	4,993
Statewide Communities Dev. Auth., Rev. Bonds (Loma Linda University Medical Center), Series 2014-A, 5.50% 12/1/2054	1,605	1,622
Statewide Communities Dev. Auth., Rev. Bonds (Loma Linda University Medical Center), Series 2016-A, 5.25% 12/1/2056 <sup>2</sup>	20,600	20,609
Statewide Communities Dev. Auth., Rev. Ref. Bonds (California Baptist University), Series 2017-A, 5.00% 11/1/2032 <sup>2</sup>	720	738
Statewide Communities Dev. Auth., Rev. Ref. Bonds (Lancer Educational Student Housing Project), Series 2016-A, 4.00% 6/1/2026 <sup>2</sup>	1,980	1,935
Statewide Communities Dev. Auth., Rev. Ref. Bonds (Lancer Educational Student Housing Project), Series 2016-A, 5.00% 6/1/2036 <sup>2</sup>	2,610	2,569
Statewide Communities Dev. Auth., Rev. Ref. Bonds (Lancer Educational Student Housing Project), Series 2016-A, 5.00% 6/1/2046 <sup>2</sup>	3,750	3,522
Statewide Communities Dev. Auth., Student Housing Rev. Bonds (CHF-Irvine, LLC - University of California, Irvine East Campus Apartments), Series 2016, 5.00% 5/15/2040	1,150	1,168
Statewide Communities Dev. Auth., Student Housing Rev. Bonds (Custodial Receipts), Series 2017, 4.305% 7/1/2032	3,910	3,561
City of Thousand Oaks, Community Facs. Dist. No. 1994-1 (Marketplace Public Pedestrian, Traffic Circulation and Parking Facs.), Special Tax Rev. Ref. Bonds, Series 2012, 5.375% 9/1/2031	1,030	1,030
Tobacco Securitization Auth. of Southern California, Tobacco Settlement Asset-Backed Rev. Ref. Bonds (San Diego County Tobacco Asset Securitization Corp.), Capital Appreciation Bonds, Series 2019-B2-2, 0% 6/1/2054	10,735	2,001
Regents of the University of California, Medical Center Pooled Rev. Bonds, Series 2016-L, 4.00% 5/15/2037	1,300	1,305
		638,301
<b>Colorado 10.01%</b>		
County of Adams, Amber Creek Metropolitan Dist., Limited Tax G.O. Bonds, Series 2017-B, 7.75% 12/15/2047 <sup>6</sup>	513	479
County of Adams, Amber Creek Metropolitan Dist., Limited Tax G.O. Rev. Ref. and Improvement Bonds, Series 2017-A, 5.00% 12/1/2037	1,232	1,178
County of Adams, Amber Creek Metropolitan Dist., Limited Tax G.O. Rev. Ref. and Improvement Bonds, Series 2017-A, 5.125% 12/1/2047	1,000	906
County of Adams, Bradburn Metropolitan Dist. No. 2, Limited Tax G.O. Bonds, Series 2018-B, 7.25% 12/15/2047 <sup>6</sup>	2,488	2,412

# American High-Income Municipal Bond Fund (continued)

Bonds, notes & other debt instruments (continued)	Principal amount (000)	Value (000)
<b>Colorado (continued)</b>		
County of Adams, Bradburn Metropolitan Dist. No. 2, Limited Tax G.O. Rev. Ref. and Improvement Bonds (Convertible to Unlimited Tax), Series 2018-A, 5.00% 12/1/2038	USD840	\$ 821
County of Adams, Bradburn Metropolitan Dist. No. 2, Limited Tax G.O. Rev. Ref. and Improvement Bonds (Convertible to Unlimited Tax), Series 2018-A, 5.00% 12/1/2047	1,200	1,127
County of Adams, Brighton Crossing Metropolitan Dist. No. 4, Limited Tax G.O. Bonds, Series 2017-B, 7.00% 12/15/2047 <sup>6</sup>	670	622
County of Adams, Brighton Crossing Metropolitan Dist. No. 4, Limited Tax G.O. Bonds (Convertible to Unlimited Tax), Series 2017-A, 4.00% 12/1/2027	606	588
County of Adams, Brighton Crossing Metropolitan Dist. No. 4, Limited Tax G.O. Bonds (Convertible to Unlimited Tax), Series 2017-A, 5.00% 12/1/2037	1,055	1,041
County of Adams, Brighton Crossing Metropolitan Dist. No. 4, Limited Tax G.O. Bonds (Convertible to Unlimited Tax), Series 2017-A, 5.00% 12/1/2047	3,170	2,984
County of Adams, Clear Creek Station Metropolitan Dist., Limited Tax G.O. Bonds, Series 2017-B, 7.375% 12/15/2047 <sup>6</sup>	500	473
County of Adams, Clear Creek Station Metropolitan Dist., Limited Tax G.O. Rev. Ref. and Improvement Bonds, Series 2017-A, 4.375% 12/1/2032	1,263	1,211
County of Adams, Clear Creek Station Metropolitan Dist., Limited Tax G.O. Rev. Ref. and Improvement Bonds, Series 2017-A, 5.00% 12/1/2047	7,250	6,816
County of Adams, Clear Creek Transit Metropolitan Dist. No. 2, Rev. Supported Limited Tax G.O. Bonds, Series 2021-A, 4.00% 12/1/2031	525	474
County of Adams, Clear Creek Transit Metropolitan Dist. No. 2, Rev. Supported Limited Tax G.O. Bonds, Series 2021-A, 5.00% 12/1/2041	2,925	2,687
County of Adams, Clear Creek Transit Metropolitan Dist. No. 2, Rev. Supported Limited Tax G.O. Bonds, Series 2021-A, 5.00% 12/1/2050	5,000	4,349
County of Adams, Clear Creek Transit Metropolitan Dist. No. 2, Rev. Supported Limited Tax G.O. Bonds, Series 2021-B, 7.90% 12/15/2050 <sup>6</sup>	1,125	1,022
County of Adams, DIATC Metropolitan Dist., Limited Tax G.O. Rev. Ref. and Improvement Bonds, Series 2019, 5.00% 12/1/2039 <sup>2</sup>	1,985	1,914
County of Adams, DIATC Metropolitan Dist., Limited Tax G.O. Rev. Ref. and Improvement Bonds, Series 2019, 5.00% 12/1/2049 <sup>2</sup>	3,000	2,781
County of Adams, Pomponio Terrace Metropolitan Dist., Limited Tax G.O. Bonds, Series 2019-A, 5.00% 12/1/2049	2,925	2,711
County of Adams, Pomponio Terrace Metropolitan Dist., Limited Tax G.O. Bonds, Series 2019-B, 7.75% 12/15/2049 <sup>6</sup>	816	760
County of Adams, Rocky Mountain Rail Park Metropolitan Dist., Limited Tax G.O. and Enterprise Rev. Bonds, Series 2021-A, 5.00% 12/1/2051 <sup>2</sup>	12,200	7,132
County of Adams, The Village at Dry Creek Metropolitan Dist. No. 2, Limited Tax G.O. and Special Rev. Bonds, Series 2019, 4.375% 12/1/2044	1,359	1,146
County of Arapahoe, Copperleaf Metropolitan Dist. No. 4, Limited Tax G.O. Bonds, Series 2020-B, 7.875% 12/15/2049 <sup>6</sup>	3,945	3,690
County of Arapahoe, Copperleaf Metropolitan Dist. No. 4, Limited Tax G.O. Bonds (Convertible to Unlimited Tax), Series 2020-A, 5.00% 12/1/2049	7,530	6,787
County of Arapahoe, Copperleaf Metropolitan Dist. No. 9, Limited Tax G.O. Bonds, Series 2021, 4.875% 12/1/2051 <sup>6</sup>	5,000	3,937
County of Arapahoe, Fitzsimons Village Metropolitan Dist. No. 1, Limited Tax G.O. and Special Rev. Ref. Bonds, Series 2020-A, 5.00% 12/1/2049	3,659	3,225
County of Arapahoe, Fitzsimons Village Metropolitan Dist. No. 3, Limited Tax G.O. and Special Rev. Ref. and Improvement Bonds, Series 2021-A-1, 4.00% 12/1/2026	840	794
County of Arapahoe, Fitzsimons Village Metropolitan Dist. No. 3, Limited Tax G.O. and Special Rev. Ref. and Improvement Bonds, Series 2021-A-1, 4.00% 12/1/2031	555	487
County of Arapahoe, Fitzsimons Village Metropolitan Dist. No. 3, Limited Tax G.O. and Special Rev. Ref. and Improvement Bonds, Series 2021-A-1, 4.00% 12/1/2041	2,100	1,580
County of Arapahoe, Fitzsimons Village Metropolitan Dist. No. 3, Limited Tax G.O. and Special Rev. Ref. and Improvement Bonds, Series 2021-A-1, 4.25% 12/1/2055	11,670	8,188
County of Arapahoe, Gardens of Havana Metropolitan Dist. No. 3, Special Rev. Ref. Bonds, Series 2017-A, 4.625% 12/1/2027	1,740	1,724
County of Arapahoe, Powhaton Road Metropolitan Dist. No. 3, Limited Tax Supported Rev. Bonds, Series 2021, 5.00% 12/1/2051 <sup>6</sup>	5,960	5,050
Arkansas River Power Auth., Power Supply System Rev. Ref. Bonds, Series 2018-A, 5.00% 10/1/2033	1,685	1,744
Arkansas River Power Auth., Power Supply System Rev. Ref. Bonds, Series 2018-A, 5.00% 10/1/2043	4,000	4,001
City of Arvada, Canyon Pines Metropolitan Dist., Special Improvement Dist. No. 1, Special Assessment Rev. Bonds, Series 2021-A-2, 3.75% 12/1/2040	5,000	3,914

# American High-Income Municipal Bond Fund (continued)

Bonds, notes & other debt instruments (continued)	Principal amount (000)	Value (000)
<b>Colorado (continued)</b>		
City of Arvada, Haskins Station Metropolitan Dist., Limited Tax G.O. and Special Rev. Bonds, Series 2019-A, 5.00% 12/1/2039	USD3,830	\$ 3,502
City of Arvada, Haskins Station Metropolitan Dist., Limited Tax G.O. and Special Rev. Bonds, Series 2019-A, 5.00% 12/1/2049	5,525	4,802
City of Arvada, Leyden Ranch Metropolitan Dist., Limited Tax G.O. Tax Bonds, Series 2017-A, 5.125% 12/1/2047	1,601	1,523
City of Arvada, Leyden Ranch Metropolitan Dist., Limited Tax G.O. Tax Bonds, Series 2017-B, 7.00% 12/15/2047 <sup>6</sup>	500	469
City of Arvada, Mountain Shadows Metropolitan Dist., Limited Tax G.O. Rev. Ref. and Improvement Bonds, Series 2016, 5.00% 12/1/2035	2,000	1,960
City of Arvada, Mountain Shadows Metropolitan Dist., Limited Tax G.O. Rev. Ref. and Improvement Bonds, Series 2016, 5.00% 12/1/2046	1,000	927
City of Arvada, Sabell Metropolitan Dist., Limited Tax G.O. Bonds, Series 2020-B-3, 8.25% 12/15/2050 <sup>2,6</sup>	606	566
City of Arvada, Sabell Metropolitan Dist., Limited Tax G.O. Bonds (Convertible to Unlimited Tax), Series 2020-A, 5.00% 12/1/2050 <sup>2</sup>	3,170	2,808
Town of Ault, Conestoga Metropolitan Dist. No. 2, Limited Tax G.O. Rev. Ref. and Improvement Bonds, Series 2021-A-3, 5.25% 12/1/2051 <sup>6</sup>	1,625	1,440
City of Aurora, Aurora Crossroads Metropolitan Dist. No. 2, Limited Tax G.O. Bonds, Series 2020-A, 5.00% 12/1/2040	1,000	939
City of Aurora, Aurora Crossroads Metropolitan Dist. No. 2, Limited Tax G.O. Bonds, Series 2020-A, 5.00% 12/1/2050	4,065	3,611
City of Aurora, Buckley Metropolitan Dist. No. 2, Limited Tax G.O. Bonds, Series 2021, 6.00% 12/1/2051 <sup>6</sup>	29,160	25,833
City of Aurora, Colorado International Center Metropolitan Dist. No. 3, Limited Tax G.O. Rev. Ref. and Improvement Bonds (Convertible to Unlimited Tax), Series 2016, 4.625% 12/1/2031	588	558
City of Aurora, Colorado International Center Metropolitan Dist. No. 3, Limited Tax G.O. Rev. Ref. and Improvement Bonds (Convertible to Unlimited Tax), Series 2016, 5.00% 12/1/2046	3,140	2,952
City of Aurora, Colorado International Center Metropolitan Dist. No. 7, Limited Tax G.O. Bonds, Convertible Capital Appreciation Bonds, Series 2021, 0% 12/1/2051 (5.25% on 12/1/2027) <sup>1</sup>	14,150	7,879
City of Aurora, Colorado Science and Technology Park Metropolitan Dist. No. 1, Special Rev. Ref. and Improvement Bonds, Series 2018, 4.375% 12/1/2026	2,642	2,600
City of Aurora, Colorado Science and Technology Park Metropolitan Dist. No. 1, Special Rev. Ref. and Improvement Bonds, Series 2018, 5.00% 12/1/2033	3,040	3,019
City of Aurora, Colorado Science and Technology Park Metropolitan Dist. No. 1, Special Rev. Ref. and Improvement Bonds, Series 2018, 5.25% 12/1/2048	6,255	6,018
City of Aurora, Cornerstar Metropolitan Dist., Limited Tax G.O. Rev. Ref. Bonds (Convertible to Unlimited Tax), Series 2017-A, 4.50% 12/1/2027	1,000	989
City of Aurora, Forest Trace Metropolitan Dist. No. 3, Limited Tax G.O. Bonds, Series 2020-B, 7.875% 12/15/2049 <sup>6</sup>	933	920
City of Aurora, HM Metropolitan Dist. No. 2, Limited Tax G.O. and Special Rev. Bonds, Convertible Capital Appreciation Bonds, Series 2021, 0% 12/1/2051 (6.00% on 12/1/2027) <sup>1</sup>	58,557	31,653
City of Aurora, Horizon Metropolitan Dist. No. 2, Limited Tax G.O. and Special Rev. Bonds, Series 2021-A-3, 4.50% 12/1/2051 <sup>2,6</sup>	6,380	4,478
City of Aurora, Inspiration Metropolitan Dist., Limited Tax G.O. Bonds (Convertible to Unlimited Tax), Series 2021-B, 5.00% 12/15/2036	788	703
City of Aurora, Painted Prairie Metropolitan Dist. No. 2, Limited Tax G.O. Bonds, Series 2018, 5.25% 12/1/2048	2,000	1,837
City of Aurora, Parkside at City Centre Business Improvement Dist., Special Rev. and Tax Supported Senior Bonds, Series 2019-A, 6.25% 12/1/2048	13,490	13,007
City of Aurora, Pronghorn Valley Metropolitan Dist., Limited Tax G.O. Bonds, Series 2021-B, 7.25% 12/15/2051 <sup>6</sup>	524	468
City of Aurora, Pronghorn Valley Metropolitan Dist., Limited Tax G.O. Bonds (Convertible to Unlimited Tax), Series 2021-A, 3.75% 12/1/2041	3,100	2,426
City of Aurora, Pronghorn Valley Metropolitan Dist., Limited Tax G.O. Bonds (Convertible to Unlimited Tax), Series 2021-A, 4.00% 12/1/2051	3,275	2,460
City of Aurora, Senac South Metropolitan Dist. No. 2, Limited Tax G.O. Bonds, Series 2021-A-3, 5.25% 12/1/2051 <sup>6</sup>	10,415	8,999
City of Aurora, Serenity Ridge Metropolitan Dist. No. 2, Limited Tax G.O. Rev. Ref. and Improvement Bonds (Convertible to Unlimited Tax), Series 2018-A, 4.50% 12/1/2028 (preref. 12/1/2023)	392	405
City of Aurora, Serenity Ridge Metropolitan Dist. No. 2, Limited Tax G.O. Rev. Ref. and Improvement Bonds (Convertible to Unlimited Tax), Series 2018-A, 5.125% 12/1/2037 (preref. 12/1/2023)	550	569
City of Aurora, Serenity Ridge Metropolitan Dist. No. 2, Limited Tax G.O. Rev. Ref. and Improvement Bonds (Convertible to Unlimited Tax), Series 2018-A, 5.125% 12/1/2043 (preref. 12/1/2023)	500	517
City of Aurora, Southlands Metropolitan Dist. No. 1, G.O. Rev. Ref. Bonds, Series 2017-A-1, 5.00% 12/1/2037	2,265	2,240
City of Aurora, Southlands Metropolitan Dist. No. 1, G.O. Rev. Ref. Bonds, Series 2017-A-2, 5.00% 12/1/2037	600	593
City of Aurora, Southlands Metropolitan Dist. No. 1, G.O. Rev. Ref. Bonds, Series 2017-A-1, 5.00% 12/1/2047	3,085	2,907
City of Aurora, Tallyn's Reach Metropolitan Dist. No. 3, Limited Tax G.O. Rev. Ref. and Improvement Bonds, Series 2013, 5.00% 12/1/2033 <sup>2</sup>	369	371

# American High-Income Municipal Bond Fund (continued)

Bonds, notes & other debt instruments (continued)	Principal amount (000)	Value (000)
<b>Colorado (continued)</b>		
City of Aurora, Transport Metropolitan Dist. No. 3, Limited Tax G.O. Bonds, Series 2021-A-1, 4.125% 12/1/2031	USD800	\$ 726
City of Aurora, Transport Metropolitan Dist. No. 3, Limited Tax G.O. Bonds, Capital Appreciation Bonds, Series 2021-A-1, 0% 12/1/2051 (5.50% on 12/1/2025) <sup>1</sup>	3,000	2,276
City of Aurora, Velocity Metropolitan Dist. No. 5, Limited Tax G.O. Bonds, Series 2022-B, 8.00% 12/15/2039 <sup>6</sup>	14,190	13,103
City of Aurora, Windler Public Improvement Auth., Limited Tax Supported Rev. Bonds, Series 2021-A-1, 4.00% 12/1/2041	2,135	1,476
City of Aurora, Windler Public Improvement Auth., Limited Tax Supported Rev. Bonds, Series 2021-A-1, 4.125% 12/1/2051	19,000	11,647
City of Aurora, Windler Public Improvement Auth., Limited Tax Supported Rev. Bonds, Convertible Capital Appreciation Bonds, Series 2021-A-2, 0% 12/1/2036 (4.375% on 12/1/2027)	7,370	4,433
Town of Bennett, Section 27 Metropolitan Dist., Limited Tax G.O. Bonds, Series 2021, 4.50% 12/1/2051 <sup>6</sup>	4,160	3,150
City of Brighton, Brighton Crossing Metropolitan Dist. No. 6, Limited Tax G.O. Bonds, Series 2020-A, 5.00% 12/1/2040	515	467
City of Brighton, Brighton Crossing Metropolitan Dist. No. 6, Limited Tax G.O. Bonds, Series 2020-A, 5.00% 12/1/2050	4,000	3,461
City of Brighton, Bromley Park Metropolitan Dist. No. 2, Limited Tax G.O. Rev. Ref. Bonds, Series 2018-B, 6.375% 12/15/2047	1,000	982
City of Brighton, Bromley Park Metropolitan Dist. No. 2, Limited Tax G.O. Rev. Ref. Bonds, Series 2018-D, 7.85% 12/15/2047 <sup>6</sup>	2,411	2,039
City of Brighton, Bromley Park Metropolitan Dist. No. 2, Limited Tax G.O. Rev. Ref. Bonds, Series 2018-D, 7.85% 12/15/2047 <sup>6</sup>	1,000	848
City of Brighton, Bromley Park Metropolitan Dist. No. 2, Limited Tax G.O. Rev. Ref. Bonds, Series 2018-D, 7.85% 12/15/2047 <sup>6</sup>	1,000	848
City of Brighton, Bromley Park Metropolitan Dist. No. 2, Limited Tax G.O. Rev. Ref. Bonds, Series 2018-D, 7.85% 12/15/2047 <sup>6</sup>	800	689
City of Brighton, Bromley Park Metropolitan Dist. No. 2, Limited Tax G.O. Rev. Ref. Bonds, Series 2018-D, 7.85% 12/15/2047 <sup>6</sup>	700	600
City of Brighton, Bromley Park Metropolitan Dist. No. 2, Limited Tax G.O. Rev. Ref. Bonds, Series 2018-D, 7.85% 12/15/2047 <sup>6</sup>	692	587
City of Brighton, Bromley Park Metropolitan Dist. No. 2, Limited Tax G.O. Rev. Ref. Bonds, Series 2018-D, 7.85% 12/15/2047 <sup>6</sup>	658	564
City of Brighton, Bromley Park Metropolitan Dist. No. 2, Limited Tax G.O. Rev. Ref. Bonds, Series 2018-D, 7.85% 12/15/2047 <sup>6</sup>	650	551
City of Brighton, Bromley Park Metropolitan Dist. No. 2, Limited Tax G.O. Rev. Ref. Bonds, Series 2018-D, 7.85% 12/15/2047 <sup>6</sup>	51	43
City of Brighton, Bromley Park Metropolitan Dist. No. 2, Limited Tax G.O. Rev. Ref. Bonds, Series 2018-D, 7.85% 12/15/2047 <sup>6</sup>	38	32
City of Brighton, Prairie Corner Metropolitan Dist., Limited Tax G.O. Bonds, Series 2021, 4.875% 12/1/2051	3,000	2,359
City and County of Broomfield, Arista Metropolitan Dist., Limited Tax G.O. Rev. Ref. and Improvement Bonds (Convertible to Unlimited Tax), Series 2018-A, 5.00% 12/1/2038	6,950	6,754
City and County of Broomfield, Arista Metropolitan Dist., Limited Tax G.O. Rev. Ref. and Improvement Bonds (Convertible to Unlimited Tax), Series 2018-A, 5.125% 12/1/2048	19,575	18,199
City and County of Broomfield, Aspen Street Metropolitan Dist., Limited Tax G.O. Bonds, Series 2021-A-3, 5.125% 12/1/2050 <sup>6</sup>	5,389	4,330
City and County of Broomfield, Baseline Metropolitan Dist. No. 1, Special Rev. Bonds, Series 2021-A, 5.00% 12/1/2051	4,000	3,567
City and County of Broomfield, Baseline Metropolitan Dist. No. 1, Special Rev. Bonds, Series 2021-B, 7.50% 12/15/2051 <sup>6</sup>	2,190	2,002
City and County of Broomfield, BBC Metropolitan Dist., Limited Tax G.O. Rev. Ref. Bonds, Series 2021, 4.75% 12/1/2051 <sup>6</sup>	15,745	12,184
City and County of Broomfield, Broomfield Village Metropolitan Dist. No. 2, Limited Tax G.O. and Rev. Bonds, Series 2021-A-2, 5.00% 12/1/2049 <sup>2</sup>	735	677
City and County of Broomfield, Broomfield Village Metropolitan Dist. No. 2, Limited Tax G.O. and Rev. Ref. Bonds, Series 2021-A-1, 5.00% 12/1/2049 <sup>2</sup>	2,909	2,681
City and County of Broomfield, Highlands Metropolitan Dist. No. 1, Limited Tax G.O. Bonds (Convertible to Unlimited Tax), Series 2021, 4.00% 12/1/2031	1,990	1,701
City and County of Broomfield, Highlands Metropolitan Dist. No. 1, Limited Tax G.O. Bonds (Convertible to Unlimited Tax), Series 2021, 5.00% 12/1/2051	575	475
City and County of Broomfield, Highlands Metropolitan Dist. No. 3, Limited Tax G.O. Bonds, Series 2022, 6.75% 12/1/2051 <sup>6</sup>	5,975	5,715
City and County of Broomfield, Lambertson Farms Metropolitan Dist. No. 1, Rev. Ref. and Improvement Bonds, Series 2015, 5.00% 12/15/2025	1,525	1,391



# American High-Income Municipal Bond Fund (continued)

Bonds, notes & other debt instruments (continued)	Principal amount (000)	Value (000)
<b>Colorado (continued)</b>		
City and County of Broomfield, Lambertson Farms Metropolitan Dist. No. 1, Rev. Ref. and Improvement Bonds, Series 2015, 5.75% 12/15/2046	USD4,950	\$ 3,232
City and County of Broomfield, Lambertson Farms Metropolitan Dist. No. 1, Rev. Ref. and Improvement Bonds, Series 2015, 6.00% 12/15/2050	4,200	2,750
City and County of Broomfield, Palisade Metropolitan Dist. No. 2, Limited Tax G.O. and Rev. Bonds, Series 2019, 7.25% 12/15/2049 <sup>6</sup>	8,424	7,762
City and County of Broomfield, Palisade Park North Metropolitan Dist. No. 3, Limited Tax G.O. Bonds, Series 2021, 5.50% 12/1/2051 <sup>6</sup>	38,562	30,477
Town of Castle Rock, Castleview Metropolitan Dist. No. 1, Limited Tax G.O. Bonds, Series 2021-A-3, 5.00% 12/1/2050 <sup>6</sup>	4,720	3,804
Town of Castle Rock, Lanterns Metropolitan Dist. No. 2, Limited Tax G.O. Bonds, Series 2021-A-3, 4.50% 12/1/2050 <sup>6</sup>	2,830	2,063
City of Centennial, Southglenn Metropolitan Dist., Special Rev. Ref. Bonds, Series 2016, 3.50% 12/1/2026	500	483
City of Centennial, Southglenn Metropolitan Dist., Special Rev. Ref. Bonds, Series 2016, 5.00% 12/1/2030	5,140	5,141
City of Centennial, Southglenn Metropolitan Dist., Special Rev. Ref. Bonds, Series 2016, 5.00% 12/1/2036	1,620	1,581
City of Centennial, Southglenn Metropolitan Dist., Special Rev. Ref. Bonds, Series 2016, 5.00% 12/1/2046	5,200	4,834
City of Colorado Springs, Banning Lewis Ranch Metropolitan Dist. No. 8, Limited Tax G.O. Bonds, Series 2021, 4.875% 12/1/2051 <sup>2,6</sup>	3,500	2,585
City of Colorado Springs, Colorado Crossing Metropolitan Dist. No. 2, Limited Tax G.O. Bonds, Series 2020-A-2 4.00% 12/1/2030	1,630	1,398
City of Colorado Springs, Colorado Crossing Metropolitan Dist. No. 2, Limited Tax G.O. Bonds, Series 2020-A-2 5.00% 12/1/2050	2,500	1,882
City of Colorado Springs, Copper Ridge Metropolitan Dist., Tax Increment and Sales Tax Rev. Bonds, Series 2019, 4.00% 12/1/2029	11,079	10,256
City of Colorado Springs, Copper Ridge Metropolitan Dist., Tax Increment and Sales Tax Rev. Bonds, Series 2019, 5.00% 12/1/2039	1,500	1,400
City of Colorado Springs, Copper Ridge Metropolitan Dist., Tax Increment and Sales Tax Rev. Bonds, Series 2019, 5.00% 12/1/2043	4,500	4,058
City of Colorado Springs, Gold Hill Mesa Metropolitan Dist. No. 2, Limited Tax G.O. and Special Rev. Bonds, Series 2022-B, 7.00% 12/15/2039	3,847	3,751
City of Colorado Springs, Greenways Metropolitan Dist. No. 1, Limited Tax G.O. Bonds, Series 2021-A-3, 4.625% 12/1/2051 <sup>6</sup>	2,116	1,501
City of Colorado Springs, Mountain Vista Metropolitan Dist., Limited Tax G.O. Bonds, Series 2021, 4.875% 12/1/2050 <sup>2,6</sup>	12,000	9,438
City of Colorado Springs, Peak Metropolitan Dist. No. 1, Limited Tax G.O. Bonds, Series 2021-B, 7.625% 12/15/2051 <sup>2,6</sup>	1,651	1,497
City of Colorado Springs, Vistas at West Mesa Metropolitan Dist., Limited Tax Rev. Ref. and Improvement G.O. Bonds, Series 2023, 7.50% 12/1/2053	2,635	2,342
Commerce City, Buffalo Ridge Metropolitan Dist., Limited Tax G.O. Bonds, Series 2018-B, 7.375% 12/15/2047 <sup>6</sup>	1,638	1,581
Commerce City, Nexus North at DIA Metropolitan Dist., Limited Tax G.O. Bonds, Series 2021, 5.00% 12/1/2041	520	478
Commerce City, Nexus North at DIA Metropolitan Dist., Limited Tax G.O. Bonds, Series 2021, 5.00% 12/1/2051	570	496
Commerce City, Reunion Metropolitan Dist., Special Rev. Bonds, Series 2021-A, 3.625% 12/1/2044	11,750	8,698
City and County of Denver, 9th Avenue Metropolitan Dist. No. 2, Limited Tax G.O. Bonds, Series 2018, 5.00% 12/1/2048	2,474	2,233
City and County of Denver, Airport System Rev. Bonds, Series 2022-A, AMT, 4.125% 11/15/2053	2,750	2,615
City and County of Denver, Broadway Park North Metropolitan Dist. No. 2, Limited Tax G.O. Rev. Ref. and Improvement Bonds, Series 2020, 5.00% 12/1/2040 <sup>2</sup>	1,325	1,273
City and County of Denver, Broadway Park North Metropolitan Dist. No. 2, Limited Tax G.O. Rev. Ref. and Improvement Bonds, Series 2020, 5.00% 12/1/2049 <sup>2</sup>	1,550	1,438
City and County of Denver, Broadway Station Metropolitan Dist. No. 3, Limited Tax G.O. Bonds (Convertible to Unlimited Tax), Convertible Capital Appreciation Bonds, Series 2019-B, 0% 12/1/2049 (7.50% on 12/1/2027) <sup>1</sup>	20,665	12,832
City and County of Denver, Colorado International Center Metropolitan Dist. No. 14, Limited Tax G.O. Bonds, Series 2022, 7.50% 12/15/2051 <sup>6</sup>	16,508	15,225
City and County of Denver, Colorado International Center Metropolitan Dist. No. 14, Limited Tax G.O. Rev. Ref. and Improvement Bonds, Series 2018, 5.875% 12/1/2046	15,475	15,204
City and County of Denver, Dedicated Tax Rev. Bonds, Capital Appreciation Bonds, Series 2018-A-2, 0% 8/1/2034	605	385
City and County of Denver, Denver Gateway Meadows Metropolitan Dist., Limited Tax G.O. Bonds, Series 2021, 6.00% 12/1/2051 <sup>6</sup>	9,580	8,487
City and County of Denver, Dept. of Aviation, Special Facs. Airport Rev. Ref. Bonds (United Air Lines Project), Series 2017, AMT, 5.00% 10/1/2032	19,695	19,679
City and County of Denver, Loretto Heights Community Auth., Special Rev. Bonds, Series 2021, 4.875% 12/1/2051 <sup>6</sup>	6,000	4,680

# American High-Income Municipal Bond Fund (continued)

Bonds, notes & other debt instruments (continued)	Principal amount (000)	Value (000)
<b>Colorado (continued)</b>		
City and County of Denver, Park Creek Metropolitan Dist., Limited Property Tax Supported Rev. Ref. Bonds, Series 2015-A, 5.00% 12/1/2026	USD1,700	\$ 1,759
City and County of Denver, Park Creek Metropolitan Dist., Limited Property Tax Supported Rev. Ref. Bonds, Series 2015-A, 5.00% 12/1/2027	2,500	2,583
City and County of Denver, Park Creek Metropolitan Dist., Limited Property Tax Supported Rev. Ref. Bonds, Series 2015-A, 5.00% 12/1/2033	1,000	1,024
City of Denver, Urban Renewal Auth., Stapleton Tax Increment Rev. Bonds, Series 2013-A-1, 5.00% 12/1/2024	2,000	2,002
City of Denver, Urban Renewal Auth., Stapleton Tax Increment Rev. Bonds, Series 2018-A, 5.25% 12/1/2039 <sup>2</sup>	6,595	6,655
City of Denver, Urban Renewal Auth., Stapleton Tax Increment Rev. Bonds, Series 2018-A, 5.25% 12/1/2039 <sup>2</sup>	3,320	3,350
County of Douglas, Canyons Metropolitan Dist. No. 3, Limited Tax G.O. and Special Rev. Bonds, Series 2021, 5.50% 12/1/2051 <sup>6</sup>	16,000	13,709
County of Douglas, Chambers Highpoint Metropolitan Dist. No. 2, Limited Tax G.O. and Special Rev. Bonds, Series 2021, 5.00% 12/1/2041	1,030	924
County of Douglas, Chambers Highpoint Metropolitan Dist. No. 2, Limited Tax G.O. and Special Rev. Bonds, Series 2021, 5.00% 12/1/2051	835	709
County of Douglas, Cielo Metropolitan Dist., Limited Tax G.O. Bonds, Series 2021-3, 5.25% 12/1/2050 <sup>6</sup>	2,500	2,044
County of Douglas, Hilltop Metropolitan Dist., Limited Tax G.O. Bonds, Series 2020-A, AMT, 6.25% 12/1/2050	1,655	1,505
E-470 Public Highway Auth., Rev. Bonds, Series 2021-B, (USD-SOFR x 0.67 + 0.35%) 3.901% 9/1/2039 (put 9/1/2024) <sup>4</sup>	1,020	1,017
E-470 Public Highway Auth., Rev. Bonds, Capital Appreciation Bonds, Series 2006-B, National insured, 0% 9/1/2037	5,065	2,568
E-470 Public Highway Auth., Rev. Bonds, Capital Appreciation Bonds, Series 2010, 0% 9/1/2040	3,610	1,690
Educational and Cultural Facs. Auth., Charter School Rev. Bonds (Aspen View Academy Project), Series 2021, 4.00% 5/1/2041	85	74
Educational and Cultural Facs. Auth., Charter School Rev. Bonds (Aspen View Academy Project), Series 2021, 4.00% 5/1/2051	300	243
Educational and Cultural Facs. Auth., Charter School Rev. Bonds (Aspen View Academy Project), Series 2021, 4.00% 5/1/2061	495	382
Educational and Cultural Facs. Auth., Charter School Rev. Bonds (Vega Collegiate Academy Project), Series 2021-A, 5.00% 2/1/2034 <sup>2</sup>	300	300
Educational and Cultural Facs. Auth., Rev. Ref. Bonds (University of Denver), Series 2007, National insured, 5.25% 3/1/2025	880	896
County of El Paso, Flying Horse Metropolitan Dist. No. 3, Limited Tax G.O. Rev. Ref. Bonds, Series 2019, 6.00% 12/1/2049 <sup>2,6</sup>	4,965	4,745
County of El Paso, Glen Metropolitan Dist. No. 3, Limited Tax G.O. Bonds, Series 2021, 4.25% 12/1/2051	2,870	2,116
County of El Paso, Wagons West Metropolitan Dist., Limited Tax G.O. Bonds, Series 2020-A, 5.00% 12/1/2049	1,185	1,015
County of El Paso, Waterview II Metropolitan Dist., Limited Tax G.O. Bonds, Series 2022-A, 4.50% 12/1/2031	530	487
County of El Paso, Waterview II Metropolitan Dist., Limited Tax G.O. Bonds, Series 2022-A, 5.00% 12/1/2041	1,250	1,148
County of El Paso, Waterview II Metropolitan Dist., Limited Tax G.O. Bonds, Series 2022-A, 5.00% 12/1/2051 <sup>6</sup>	3,280	2,855
County of El Paso, Waterview II Metropolitan Dist., Limited Tax G.O. Bonds, Series 2022-B-3, 8.00% 12/15/2051 <sup>6</sup>	2,916	2,715
County of Elbert, Elbert and Highway 86 Commercial Metropolitan Dist., Special Rev. and Tax Supported Rev. Ref. and Improvement Bonds, Series 2021-A, 5.00% 12/1/2041 <sup>2</sup>	1,700	1,542
County of Elbert, Elbert and Highway 86 Commercial Metropolitan Dist., Special Rev. and Tax Supported Rev. Ref. and Improvement Bonds, Series 2021-A, 5.00% 12/1/2051 <sup>2</sup>	3,000	2,522
County of Elbert, Independence Metropolitan Dist. No. 3, Limited Tax G.O. Bonds, Series 2019-A, 6.25% 12/1/2049	6,200	5,733
Town of Elizabeth, Highway 86 Metropolitan Dist., Limited Tax G.O. Cash Flow Bonds, Series 2021-A-3, 5.125% 12/1/2051 <sup>6</sup>	1,015	839
Town of Erie, Erie Commons Metropolitan Dist. No. 2, Limited Tax G.O. Bonds, Series 2019-B, 6.95% 12/15/2054 <sup>6</sup>	3,100	2,866
Town of Erie, Four Corners Business Improvement Dist., Limited Tax Rev. Bond, Series 2022, 6.00% 12/1/2052	4,000	3,688
Town of Erie, Jay Grove Metropolitan Dist., Limited Tax G.O. Bonds, Series 2021, 4.25% 12/1/2051 <sup>6</sup>	2,450	1,835
Town of Erie, Westerly Metropolitan Dist. No. 4, Limited Tax G.O. Bonds, Series 2021-A-1, 5.00% 12/1/2040	1,000	921
Town of Erie, Westerly Metropolitan Dist. No. 4, Limited Tax G.O. Bonds, Series 2021-A-1, 5.00% 12/1/2050	1,500	1,298
Town of Erie, Westerly Metropolitan Dist. No. 4, Limited Tax G.O. Bonds, Capital Appreciation Bonds, Series 2021-A-2, 0% 12/1/2050 (5.20% on 12/1/2026) <sup>1</sup>	1,000	687
Town of Firestone, Cottonwood Hollow Residential Metropolitan Dist., Limited Tax G.O. Bonds, Series 2021, 5.00% 12/1/2051 <sup>6</sup>	13,573	11,051
City of Fort Collins, Waters' Edge Metropolitan Dist. No. 2, Limited Tax G.O. Bonds, Series 2021, 5.00% 12/1/2051 <sup>6</sup>	4,445	3,714
City of Fort Lupton, Lupton Village Residential Metropolitan Dist., Limited Tax G.O. Bonds, Series 2021, 4.625% 12/1/2051 <sup>6</sup>	10,130	7,586
City of Fort Lupton, Murata Farms Residential Metropolitan Dist., Limited Tax G.O. Bonds, Series 2022, 6.125% 12/1/2051 <sup>6</sup>	4,205	3,805

# American High-Income Municipal Bond Fund (continued)

Bonds, notes & other debt instruments (continued)	Principal amount (000)	Value (000)
<b>Colorado (continued)</b>		
Town of Frederick, Hidden Creek Metropolitan Dist., Limited Tax G.O. Bonds, Series 2021-A-3, 4.625% 12/1/2045 <sup>2,6</sup>	USD2,290	\$ 1,817
County of Grand, Roam Metropolitan Dist. No. 2, Limited Tax G.O. Bonds, Series 2021, 6.00% 12/1/2051 <sup>6</sup>	21,875	19,180
City of Greeley, Lake Bluff Metropolitan Dist. No. 2, Limited Tax G.O. Rev. Ref. and Improvement Bonds, Series 2021, 5.25% 12/1/2051 <sup>6</sup>	25,500	21,439
City of Greeley, Westgate Metropolitan Dist. No. 2, Limited Tax G.O. Bonds, Series 2021, 5.375% 12/1/2051 <sup>6</sup>	12,538	10,643
City of Greenwood Village, Fiddler's Business Improvement Dist., G.O. Rev. Ref. Bonds, Series 2022, 5.00% 12/1/2032 <sup>2</sup>	605	614
City of Greenwood Village, Fiddler's Business Improvement Dist., G.O. Rev. Ref. Bonds, Series 2022, 5.55% 12/1/2047 <sup>2</sup>	5,505	5,559
Health Facs. Auth., Health Care Facs. Rev. Bonds (American Baptist Homes of the Midwest Obligated Group), Series 2013, 8.00% 8/1/2043	11,100	11,107
Health Facs. Auth., Health Facs. Rev. and Rev. Ref. Bonds (Evangelical Lutheran Good Samaritan Society Project), Series 2017, 5.00% 6/1/2047 (preref. 6/1/2027)	3,520	3,783
Health Facs. Auth., Hospital Rev. Bonds (AdventHealth Obligated Group), Series 2021-A, 3.00% 11/15/2051	7,375	5,569
Health Facs. Auth., Hospital Rev. Bonds (Parkview Medical Center, Inc. Project), Series 2020-A, 4.00% 9/1/2050	5,740	5,053
Health Facs. Auth., Rev. Bonds (CommonSpirit Health), Series 2019-A-2, 4.00% 8/1/2049	6,000	5,468
Health Facs. Auth., Rev. Bonds (CommonSpirit Health), Series 2019-B-2, 5.00% 8/1/2049 (put 8/1/2026)	1,000	1,030
Health Facs. Auth., Rev. Bonds (Covenant Living Communities and Services), Series 2020-A, 4.00% 12/1/2050	750	605
Health Facs. Auth., Rev. Bonds (Covenant Retirement Communities, Inc.), Series 2018, 5.00% 12/1/2048	2,480	2,418
Health Facs. Auth., Rev. Bonds (Senior Residences Project), Series 2012, 7.00% 6/1/2042 <sup>7</sup>	2,500	1,250
Health Facs. Auth., Rev. Bonds (Senior Residences Project), Series 2012, 7.125% 6/1/2047 <sup>7</sup>	5,500	2,750
Health Facs. Auth., Rev. Ref. and Improvement Bonds (Christian Living Neighborhoods Project), Series 2019, 4.00% 1/1/2038	1,700	1,350
Health Facs. Auth., Rev. Ref. and Improvement Bonds (Christian Living Neighborhoods Project), Series 2019, 5.00% 1/1/2038	6,555	5,881
Health Facs. Auth., Rev. Ref. and Improvement Bonds (Christian Living Neighborhoods Project), Series 2021, 4.00% 1/1/2042	2,065	1,552
Health Facs. Auth., Rev. Ref. and Improvement Bonds (Frasier Meadows Retirement Community Project), Series 2017-A, 5.00% 5/15/2027	480	481
Health Facs. Auth., Rev. Ref. and Improvement Bonds (Frasier Meadows Retirement Community Project), Series 2017-A, 5.25% 5/15/2028	500	505
Health Facs. Auth., Rev. Ref. and Improvement Bonds (Frasier Meadows Retirement Community Project), Series 2017-A, 5.25% 5/15/2031	2,395	2,422
Health Facs. Auth., Rev. Ref. and Improvement Bonds (Frasier Meadows Retirement Community Project), Series 2017-A, 5.25% 5/15/2032	1,050	1,061
Health Facs. Auth., Rev. Ref. and Improvement Bonds (Frasier Meadows Retirement Community Project), Series 2017-A, 5.25% 5/15/2037	2,300	2,304
Health Facs. Auth., Rev. Ref. and Improvement Bonds (Frasier Meadows Retirement Community Project), Series 2017-A, 5.25% 5/15/2047	1,500	1,431
Health Facs. Auth., Rev. Ref. Bonds (Christian Living Neighborhoods Project), Series 2016, 5.00% 1/1/2037	8,900	8,087
Health Facs. Auth., Rev. Ref. Bonds (Covenant Retirement Communities, Inc.), Series 2015-A, 5.00% 12/1/2029	750	756
Health Facs. Auth., Rev. Ref. Bonds (Covenant Retirement Communities, Inc.), Series 2015-A, 5.00% 12/1/2035	210	212
Health Facs. Auth., Rev. Ref. Bonds (Frasier Project), Series 2023-A, 4.00% 5/15/2041	1,420	1,175
Health Facs. Auth., Rev. Ref. Bonds (Frasier Project), Series 2023-A, 4.00% 5/15/2048	4,710	3,618
Housing and Fin. Auth., Single Family Mortgage Bonds, Series 2019-F, Class I, 4.25% 11/1/2049	2,175	2,169
City and County of Jefferson, Dinosaur Ridge Metropolitan Dist., Special Rev. Ref. and Improvement Bonds, Series 2019, 5.00% 6/1/2049	6,535	5,969
County of Jefferson, Hogback Metropolitan Dist., Limited Tax G.O. Bonds (Convertible to Unlimited Tax), Series 2021-A-3, 5.00% 12/1/2041	725	666
County of Jefferson, Hogback Metropolitan Dist., Limited Tax G.O. Bonds (Convertible to Unlimited Tax), Series 2021-A-3, 5.00% 12/1/2051	2,550	2,220
County of Jefferson, RRC Metropolitan Dist. No. 2, Limited Tax G.O. Bonds, Series 2021, 5.25% 12/1/2051 <sup>6</sup>	20,000	16,905
County of Jefferson, Three Hills Metropolitan Dist., Limited Tax G.O. Bonds, Series 2021, 5.625% 12/1/2051 <sup>6</sup>	12,205	10,572
County of Jefferson and City and County of Broomfield, Verve Metropolitan Dist. No. 1, Limited Tax G.O. Rev. Ref. and Improvement Bonds (Convertible to Unlimited Tax), Series 2021, 5.00% 12/1/2041	2,250	2,146
County of Jefferson and City and County of Broomfield, Verve Metropolitan Dist. No. 1, Limited Tax G.O. Rev. Ref. and Improvement Bonds (Convertible to Unlimited Tax), Series 2021, 5.00% 12/1/2051	1,770	1,547
Town of Johnstown, Granary Metropolitan Dist. No. 4, Limited Tax G.O. Bonds, Series 2022, 6.75% 12/1/2051 <sup>6</sup>	18,768	17,648
Town of Johnstown, Johnstown Farms East Metropolitan Dist., Limited Tax G.O. Bonds, Series 2021, 5.00% 12/1/2051 <sup>2,6</sup>	1,500	1,264

# American High-Income Municipal Bond Fund (continued)

Bonds, notes & other debt instruments (continued)	Principal amount (000)	Value (000)
<b>Colorado (continued)</b>		
Town of Johnstown, Thompson Crossing Metropolitan Dist. No. 4, Limited Tax G.O. Rev. Ref. and Improvement Bonds (Convertible to Unlimited Tax), Series 2019, 5.00% 12/1/2039	USD1,400	\$ 1,341
Town of Johnstown, Thompson Crossing Metropolitan Dist. No. 4, Limited Tax G.O. Rev. Ref. and Improvement Bonds (Convertible to Unlimited Tax), Series 2019, 5.00% 12/1/2049	8,185	7,296
County of La Plata, Three Sprints Metropolitan Dist. No. 1, Limited Tax G.O. Rev. Ref. Bonds, Series 2020-B, 7.125% 12/15/2050 <sup>6</sup>	2,685	2,426
County of Larimer, East Fossil Creek Ranch Metropolitan Dist. No. 2, Limited Tax G.O. Bonds, Series 2021-A, 6.00% 12/1/2048 <sup>6</sup>	4,750	4,294
City of Littleton, Littleton Village Metropolitan Dist. No. 2, Special Rev. Ref. Bonds, Series 2018-B, 7.625% 12/15/2028 <sup>6</sup>	2,420	2,394
City of Lone Tree, Rampart Range Metropolitan Dist. No. 5, Limited Tax Supported and Special Rev. Bonds, Series 2021, 4.00% 12/1/2036	1,600	1,348
City of Lone Tree, Rampart Range Metropolitan Dist. No. 5, Limited Tax Supported and Special Rev. Bonds, Series 2021, 4.00% 12/1/2041	7,500	5,859
City of Lone Tree, Rampart Range Metropolitan Dist. No. 5, Limited Tax Supported and Special Rev. Bonds, Series 2021, 4.00% 12/1/2051	29,725	21,355
City of Loveland, Cascade Ridge Metropolitan Dist., Limited Tax G.O. Bonds, Series 2021, 5.00% 12/1/2051 <sup>6</sup>	3,000	2,514
City of Loveland, Eagle Brook Meadows Metropolitan Dist. No. 3, Limited Tax G.O. Bonds, Series 2021, 5.00% 12/1/2051 <sup>6</sup>	1,600	1,382
Town of Mead, Liberty Ranch Metropolitan Dist., Limited Tax G.O. Rev. Ref. Bonds, Series 2021-A, 5.25% 12/1/2051 <sup>6</sup>	6,590	5,570
Town of Parker, Cherry Creek South Metropolitan Dist. No. 5, Limited Tax G.O. Bonds, Series 2021, 6.00% 12/1/2051 <sup>6</sup>	36,049	29,412
Town of Parker, Cottonwood Highlands Metropolitan Dist. No. 1, Limited Tax G.O. Bonds (Convertible to Unlimited Tax), Series 2019-A, 5.00% 12/1/2049	2,200	2,002
Town of Parker, Overlook Metropolitan Dist., Limited Tax G.O. Rev. Ref. Bonds, Series 2021-B, 5.50% 12/15/2051 <sup>6</sup>	1,033	885
Town of Parker, Reata Ridge Village Metropolitan Dist. No. 2, Limited Tax G.O. Bonds, Series 2019-A, 5.00% 12/1/2049	1,803	1,661
Town of Parker, Reata Ridge Village Metropolitan Dist. No. 2, Limited Tax G.O. Bonds, Series 2019-B, 8.00% 12/15/2049 <sup>6</sup>	614	579
Town of Parker, Westcreek Metropolitan Dist. No. 2, Limited Tax G.O. Bonds, Series 2019-A, 5.375% 12/1/2048	800	762
Public Auth. for Colorado Energy, Natural Gas Purchase Rev. Bonds, Series 2008, 6.125% 11/15/2023	715	719
Public Auth. for Colorado Energy, Natural Gas Purchase Rev. Bonds, Series 2008, 6.25% 11/15/2028	2,000	2,142
Regional Transportation Dist., Private Activity Bonds (Denver Transit Partners Eagle P3 Project), Series 2020-B, 4.00% 7/15/2034	1,000	1,030
Regional Transportation Dist., Private Activity Bonds (Denver Transit Partners Eagle P3 Project), Series 2020-A, 4.00% 7/15/2035	7,260	7,428
Town of Severance, Hunters Overlook Metropolitan Dist. No. 5, Limited Tax G.O. Bonds, Series 2019-A, 5.00% 12/1/2039	3,512	3,374
Town of Severance, Hunters Overlook Metropolitan Dist. No. 5, Limited Tax G.O. Bonds, Series 2019-A, 5.00% 12/1/2049	2,985	2,725
Town of Severance, Hunters Overlook Metropolitan Dist. No. 5, Limited Tax G.O. Bonds, Series 2019-B, 8.50% 12/15/2049 <sup>6</sup>	1,825	1,713
Town of Snowmass Village, Base Village Metropolitan Dist. No. 2, Limited Tax G.O. Rev. Ref. Bonds, Series 2016-A, 5.50% 12/1/2036	4,543	4,564
Town of Snowmass Village, Base Village Metropolitan Dist. No. 2, Limited Tax G.O. Rev. Ref. Bonds, Series 2016-A, 5.75% 12/1/2046	2,585	2,592
Town of Snowmass Village, Base Village Metropolitan Dist. No. 2, Limited Tax G.O. Rev. Ref. Bonds, Series 2016-A, 6.50% 12/15/2048 <sup>6</sup>	3,500	2,335
Town of Superior, STC Metropolitan Dist. No. 2, Limited Tax G.O. and Special Rev. Bonds, Series 2019-B, 8.00% 12/15/2049 <sup>6</sup>	6,954	6,485
Town of Superior, STC Metropolitan Dist. No. 2, Limited Tax G.O. and Special Rev. Ref. and Improvement Bonds, Series 2019-A, 4.00% 12/1/2029	1,870	1,745
Town of Superior, STC Metropolitan Dist. No. 2, Limited Tax G.O. and Special Rev. Ref. and Improvement Bonds, Series 2019-A, 5.00% 12/1/2038	14,205	13,290
Town of Superior, STC Metropolitan Dist. No. 2, Limited Tax G.O. and Special Rev. Ref. and Improvement Bonds, Series 2019-A, 5.00% 12/1/2049	15,210	13,748
County of Weld, Tri-Pointe Residential Metropolitan Dist., Limited Tax G.O. Rev. Ref. Bonds, Series 2021, 4.50% 12/1/2051	24,140	17,923
County of Weld, Waterfront at Foster Lake Metropolitan Dist. No. 2, Limited Tax G.O. Bonds, Series 2022-A-3-1, 5.00% 12/1/2042	3,600	3,192

# American High-Income Municipal Bond Fund (continued)

Bonds, notes & other debt instruments (continued)	Principal amount (000)	Value (000)
<b>Colorado (continued)</b>		
County of Weld, Waterfront at Foster Lake Metropolitan Dist. No. 2, Limited Tax G.O. Bonds, Series 2022-A-3-1, 5.00% 12/1/2051	USD11,000	\$ 8,951
County of Weld, Waterfront at Foster Lake Metropolitan Dist. No. 2, Limited Tax G.O. Bonds, Convertible Capital Appreciation Bonds, Series 2022-A-3-2, 0% 12/1/2051 (4.625% on 12/1/2027) <sup>1</sup>	5,130	3,100
County of Weld, Waterfront at Foster Lake Metropolitan Dist. No. 2, Special Rev. Bonds, Series 2022, 4.625% 12/1/2028 <sup>6</sup>	19,500	18,073
City of Wheat Ridge, Longs Peak Metropolitan Dist., Limited Tax G.O. Bonds, Series 2021, 5.25% 12/1/2051 <sup>2,6</sup>	27,410	23,378
Town of Windsor, Great Western Metropolitan Dist. No. 5, Limited Tax G.O. Rev. Ref. Bonds, Series 2020, 4.75% 12/1/2050	8,820	7,666
Town of Windsor, Iron Mountain Metropolitan Dist. No. 2, Limited Tax G.O. Bonds, Series 2019-B, 8.00% 12/15/2049 <sup>6</sup>	1,000	927
Town of Windsor, Iron Mountain Metropolitan Dist. No. 2, Limited Tax G.O. Rev. Ref. and Improvement Bonds, Series 2019-A, 5.00% 12/1/2039	1,635	1,553
Town of Windsor, Iron Mountain Metropolitan Dist. No. 2, Limited Tax G.O. Rev. Ref. and Improvement Bonds, Series 2019-A, 5.00% 12/1/2049	2,510	2,236
Town of Windsor, Jacoby Farm Metropolitan Dist., Limited Tax G.O. Rev. Ref. Bonds, Series 2021, 5.00% 12/15/2046 <sup>2,6</sup>	4,750	4,202
Town of Windsor, Prairie Song Metropolitan Dist. No. 4, Limited Tax G.O. Bonds, Series 2021, 6.00% 12/1/2051 <sup>6</sup>	9,237	8,183
Town of Windsor, Ptarmigan West Metropolitan Dist. No. 2, Limited Tax G.O. Bonds, Series 2021, 4.125% 12/1/2051	4,000	2,816
		<u>1,099,797</u>
<b>Connecticut 0.83%</b>		
Airport Auth., Customer Fac. Charge Rev. Bonds (Ground Transportation Center Project), Series 2019-A, AMT, 4.00% 7/1/2049	2,090	1,752
City of Bridgeport, Steel Point Infrastructure Improvement Dist., Special Obligation Rev. Bonds (Steelpointe Harbor Project), Series 2021, 4.00% 4/1/2036 <sup>2</sup>	610	554
City of Bridgeport, Steel Point Infrastructure Improvement Dist., Special Obligation Rev. Bonds (Steelpointe Harbor Project), Series 2021, 4.00% 4/1/2041 <sup>2</sup>	685	599
City of Bridgeport, Steel Point Infrastructure Improvement Dist., Special Obligation Rev. Bonds (Steelpointe Harbor Project), Series 2021, 4.00% 4/1/2051 <sup>2</sup>	3,615	2,969
Health and Educational Facs. Auth., Rev. Bonds (Griffin Hospital Issue), Series 2020-G-1, 5.00% 7/1/2039 <sup>2</sup>	1,000	970
Health and Educational Facs. Auth., Rev. Bonds (Griffin Hospital Issue), Series 2020-G-1, 5.00% 7/1/2044 <sup>2</sup>	1,000	944
Health and Educational Facs. Auth., Rev. Bonds (Healthcare Fac. Expansion Issue - Church Home of Hartford, Inc. Project), Series 2016-A, 5.00% 9/1/2053 <sup>2</sup>	1,640	1,293
Health and Educational Facs. Auth., Rev. Bonds (McLean Affiliates, Inc.), Series 2020-A, 5.00% 1/1/2045 <sup>2</sup>	1,455	1,257
Health and Educational Facs. Auth., Rev. Bonds (McLean Affiliates, Inc.), Series 2020-A, 5.00% 1/1/2055 <sup>2</sup>	1,625	1,335
Health and Educational Facs. Auth., Rev. Bonds (Sacred Heart University Issue), Series 2022-L, 5.00% 7/1/2052	3,000	3,168
Health and Educational Facs. Auth., Rev. Bonds (Stamford Hospital Issue), Series 2022-M, 4.00% 7/1/2039	1,525	1,480
Health and Educational Facs. Auth., Rev. Bonds (Stamford Hospital Issue), Series 2022-M, 4.00% 7/1/2040	515	497
Health and Educational Facs. Auth., Rev. Bonds (Stamford Hospital Issue), Series 2022-M, 4.00% 7/1/2042	330	311
Health and Educational Facs. Auth., Rev. Bonds (The Jerome Home Issue), Series 2021-E, 4.00% 7/1/2041	610	505
Health and Educational Facs. Auth., Rev. Bonds (The Jerome Home Issue), Series 2021-E, 4.00% 7/1/2051	1,250	947
Higher Education Supplemental Loan Auth., Rev. Bonds (Chesla Loan Program), Series 2021-B, AMT, 5.00% 11/15/2026	280	290
Higher Education Supplemental Loan Auth., Rev. Bonds (Chesla Loan Program), Series 2021-B, AMT, 5.00% 11/15/2027	150	157
Higher Education Supplemental Loan Auth., Rev. Bonds (Chesla Loan Program), Series 2021-B, AMT, 5.00% 11/15/2028	205	217
Higher Education Supplemental Loan Auth., Rev. Bonds (Chesla Loan Program), Series 2021-B, AMT, 5.00% 11/15/2029	550	589
Higher Education Supplemental Loan Auth., Rev. Bonds (Chesla Loan Program), Series 2017-A, AMT, 4.00% 11/15/2031 (preref. 11/15/2025)	585	591
Higher Education Supplemental Loan Auth., Rev. Bonds (Chesla Loan Program), Series 2017-A, AMT, 4.125% 11/15/2032 (preref. 11/15/2025)	580	588
Higher Education Supplemental Loan Auth., Rev. Bonds (Chesla Loan Program), Series 2017-A, AMT, 4.125% 11/15/2033 (preref. 11/15/2025)	290	294
Higher Education Supplemental Loan Auth., Rev. Bonds (Chesla Loan Program), Series 2023-B, AMT, 4.00% 11/15/2035	855	837
Higher Education Supplemental Loan Auth., Rev. Bonds (Chesla Loan Program), Series 2020-B, AMT, 3.25% 11/15/2036	1,640	1,454



# American High-Income Municipal Bond Fund (continued)

Bonds, notes & other debt instruments (continued)	Principal amount (000)	Value (000)
<b>Connecticut (continued)</b>		
Higher Education Supplemental Loan Auth., Rev. Bonds (Chesla Loan Program), Series 2023-B, AMT, 4.00% 11/15/2036	USD270	\$ 258
Higher Education Supplemental Loan Auth., Rev. Bonds (Chesla Loan Program), Series 2021-B, AMT, 2.25% 11/15/2037	2,500	1,973
Higher Education Supplemental Loan Auth., Rev. Bonds (Chesla Loan Program), Series 2023-B, AMT, 4.125% 11/15/2037	1,000	955
Housing Fin. Auth., Housing Mortgage Fin. Program Bonds, Series 2018-A-2, AMT, 4.00% 11/15/2041	755	745
Mohegan Tribe of Indians, Gaming Auth., Priority Distribution Payment Bonds, Series 2016-A, 5.50% 8/1/2026 <sup>2</sup>	3,455	3,466
Mohegan Tribe of Indians, Gaming Auth., Priority Distribution Payment Rev. Ref. Bonds, Series 2015-C, 5.75% 2/1/2024 <sup>2</sup>	2,820	2,823
Mohegan Tribe of Indians, Gaming Auth., Priority Distribution Payment Rev. Ref. Bonds, Series 2015-C, 5.75% 2/1/2025 <sup>2</sup>	3,255	3,268
Mohegan Tribe of Indians, Gaming Auth., Priority Distribution Payment Rev. Ref. Bonds, Series 2015-C, 6.25% 2/1/2030 <sup>2</sup>	5,500	5,632
Mohegan Tribe of Indians, Gaming Auth., Priority Distribution Payment Rev. Ref. Bonds, Series 2020-B, 6.50% 8/1/2035 <sup>2</sup>	14,090	14,631
Mohegan Tribe of Indians, Gaming Auth., Priority Distribution Payment Rev. Ref. Bonds, Series 2015-A, 6.75% 2/1/2045 <sup>2</sup>	13,920	13,932
Mohegan Tribe of Indians, Gaming Auth., Priority Distribution Payment Rev. Ref. Bonds, Series 2015, 7.00% 2/1/2045 <sup>2</sup>	2,385	2,385
City of Stamford, Harbor Point Infrastructure Improvement Dist., Special Obligation Rev. Ref. Bonds (Harbor Point Project), Series 2017, 5.00% 4/1/2030 <sup>2</sup>	2,830	2,878
City of Stamford, Harbor Point Infrastructure Improvement Dist., Special Obligation Rev. Ref. Bonds (Harbor Point Project), Series 2017, 5.00% 4/1/2039 <sup>2</sup>	14,305	14,347
		<u>90,891</u>
<b>Delaware 0.12%</b>		
Enviva Partners, LP 6.50% 1/15/2026 <sup>2</sup>	6,000	5,068
Econ. Dev. Auth., Charter School Rev. Bonds (Aspira of Delaware Charter Operations, Inc. Project), Series 2016-A, 5.00% 6/1/2046	300	268
Econ. Dev. Auth., Charter School Rev. Bonds (Aspira of Delaware Charter Operations, Inc. Project), Series 2016-A, 5.00% 6/1/2051	1,350	1,177
Econ. Dev. Auth., Exempt Fac. Rev. Ref. Bonds (NRG Energy Project), Series 2020-A, 1.25% 10/1/2040 (put 10/1/2025)	4,495	4,111
Health Facs. Auth., Rev. Bonds (Beebe Medical Center Project), Series 2018, 5.00% 6/1/2050	2,235	2,263
		<u>12,887</u>
<b>District of Columbia 0.68%</b>		
Housing Fin. Agcy., Collateralized Multi Family Housing Rev. Bonds (218 Vine Street Apartments Project), Series 2020, 4.00% 1/1/2040 (put 12/1/2023)	500	497
Metropolitan Washington DC Airports Auth., Airport System Rev. Ref. Bonds, Series 2016-A, AMT, 5.00% 10/1/2032	21,000	21,738
Metropolitan Washington DC Airports Auth., Dulles Toll Road Rev. Bonds (Dulles Metrorail and Capital Improvement Projects), Series 2010-B, 6.50% 10/1/2044 <sup>1</sup>	5,000	5,650
Metropolitan Washington DC Airports Auth., Dulles Toll Road Rev. Bonds (Dulles Metrorail and Capital Improvement Projects), Capital Appreciation Bonds, Series 2010-A, Assured Guaranty Municipal insured, 0% 10/1/2037	10,255	5,406
Metropolitan Washington DC Airports Auth., Dulles Toll Road Rev. Bonds (Dulles Metrorail and Capital Improvement Projects), Capital Appreciation Bonds, Series 2010-A, 0% 10/1/2037	10,000	5,172
Metropolitan Washington DC Airports Auth., Dulles Toll Road Rev. Ref. Bonds (Dulles Metrorail and Capital Improvement Projects), Series 2019-B, 4.00% 10/1/2053	8,000	7,468
Rev. Bonds (DC International School Issue), Series 2019, 5.00% 7/1/2039	1,000	1,011
Rev. Bonds (Friendship Public Charter School, Inc. Issue), Series 2016-A, 5.00% 6/1/2036	1,295	1,315
Rev. Bonds (Friendship Public Charter School, Inc. Issue), Series 2016-A, 5.00% 6/1/2041	1,545	1,552
Rev. Bonds (Friendship Public Charter School, Inc. Issue), Series 2016-A, 5.00% 6/1/2046	1,850	1,852
Rev. Bonds (Rocketship DC Obligated Group), Series 2021-A, 5.00% 6/1/2041 <sup>2</sup>	1,250	1,155

# American High-Income Municipal Bond Fund (continued)

Bonds, notes & other debt instruments (continued)	Principal amount (000)	Value (000)
<b>District of Columbia (continued)</b>		
Rev. Bonds (Rocketship DC Obligated Group), Series 2021-A, 5.00% 6/1/2061 <sup>2</sup>	USD3,600	\$ 3,036
Rev. Ref. Bonds (KIPP DC Issue), Series 2017-B, 5.00% 7/1/2048	4,220	4,227
Tobacco Settlement Fncg. Corp., Tobacco Settlement Asset-Backed Bonds, Capital Appreciation Bonds, Series 2006-A, 0% 6/15/2046	60,820	14,209
		<u>74,288</u>
<b>Florida 4.20%</b>		
County of Alachua, Health Facs. Auth., Continuing Care Retirement Community Rev. Bonds (Oak Hammock at the University of Florida, Inc. Project), Series 2021, 4.00% 10/1/2040	2,020	1,607
County of Alachua, Health Facs. Auth., Continuing Care Retirement Community Rev. Bonds (Oak Hammock at the University of Florida, Inc. Project), Series 2022, 4.00% 10/1/2040	1,025	816
County of Alachua, Health Facs. Auth., Continuing Care Retirement Community Rev. Bonds (Oak Hammock at the University of Florida, Inc. Project), Series 2021, 4.00% 10/1/2046	1,605	1,185
County of Alachua, Health Facs. Auth., Continuing Care Retirement Community Rev. Bonds (Oak Hammock at the University of Florida, Inc. Project), Series 2022, 4.00% 10/1/2046	1,750	1,292
County of Alachua, Health Facs. Auth., Health Facs. Rev. Bonds (Shands HealthCare Project), Series 2007-A, (3-month USD-LIBOR x 0.67 + 0.87%) 4.552% 12/1/2037 <sup>3,4</sup>	2,095	1,965
County of Alachua, Health Facs. Auth., Health Facs. Rev. Ref. Bonds, Series 2019-A, 4.00% 12/1/2049	2,500	2,313
County of Alachua, Parker Road Community Dev. Dist., Capital Improvement Rev. Ref. and Rev. Bonds, Series 2020, 3.10% 5/1/2025	100	98
County of Alachua, Parker Road Community Dev. Dist., Capital Improvement Rev. Ref. and Rev. Bonds, Series 2020, 3.375% 5/1/2030	335	308
County of Alachua, Parker Road Community Dev. Dist., Capital Improvement Rev. Ref. and Rev. Bonds, Series 2020, 3.875% 5/1/2040	900	760
County of Alachua, Parker Road Community Dev. Dist., Capital Improvement Rev. Ref. and Rev. Bonds, Series 2020, 4.10% 5/1/2050	1,000	809
City of Atlantic Beach, Health Care Facs. Rev. Bonds (Fleet Landing Project), Series 2018-A, 5.00% 11/15/2043	1,100	974
City of Atlantic Beach, Health Care Facs. Rev. Bonds (Fleet Landing Project), Series 2018-A, 5.00% 11/15/2048	7,000	5,957
City of Atlantic Beach, Health Care Facs. Rev. Bonds (Fleet Landing Project), Series 2018-A, 5.00% 11/15/2053	3,200	2,670
City of Atlantic Beach, Health Care Facs. Rev. Ref. Bonds (Fleet Landing Project), Series 2013-A, 5.00% 11/15/2037	3,230	3,029
County of Brevard, Educational Facs. Auth., Demand Rev. Bonds (Florida Institute of Technology Project), Series 2014, 5.00% 4/1/2032	2,470	2,487
County of Brevard, Educational Facs. Auth., Demand Rev. Bonds (Florida Institute of Technology Project), Series 2014, 5.00% 4/1/2039	750	755
County of Broward, Airport System Rev. Bonds, Series 2019-A, AMT, 4.00% 10/1/2044	2,375	2,258
County of Broward, Airport System Rev. Ref. Bonds, Series 2013-A, AMT, 5.25% 10/1/2043 (preref. 10/1/2023)	2,000	2,005
Capital Projects Fin. Auth., Student Housing Rev. Ref. Bonds (Capital Projects Loan Program - Florida Universities), Series 2020-A-1, 5.00% 10/1/2029	1,000	1,043
Capital Projects Fin. Auth., Student Housing Rev. Ref. Bonds (Capital Projects Loan Program - Florida Universities), Series 2020-A-1, 5.00% 10/1/2030	1,000	1,047
Capital Projects Fin. Auth., Student Housing Rev. Ref. Bonds (Capital Projects Loan Program - Florida Universities), Series 2020-A-1, 5.00% 10/1/2033	1,500	1,555
Capital Projects Fin. Auth., Student Housing Rev. Ref. Bonds (Capital Projects Loan Program - Florida Universities), Series 2020-A-1, 5.00% 10/1/2035	500	511
Capital Trust Agcy., Educational Facs. Rev. Bonds (AcadeMir Charter Schools, Inc. Project), Series 2021-A-2, 4.00% 7/1/2041 <sup>2</sup>	710	573
Capital Trust Agcy., Educational Facs. Rev. Bonds (AcadeMir Charter Schools, Inc. Project), Series 2021-A-2, 4.00% 7/1/2051 <sup>2</sup>	1,710	1,251
Capital Trust Agcy., Educational Facs. Rev. Bonds (AcadeMir Charter Schools, Inc. Project), Series 2021-A-2, 4.00% 7/1/2056 <sup>2</sup>	1,445	1,026
Capital Trust Agcy., Educational Facs. Rev. Bonds (Advantage Academy of Hillborough), Series 2019, 4.00% 12/15/2024	110	109
Capital Trust Agcy., Educational Facs. Rev. Bonds (Advantage Academy of Hillborough), Series 2019, 5.00% 12/15/2029	405	413
Capital Trust Agcy., Educational Facs. Rev. Bonds (Charter Educational Foundation, Inc.), Series 2018-A, 5.375% 6/15/2038 <sup>2</sup>	1,105	1,065
Capital Trust Agcy., Educational Facs. Rev. Bonds (Charter Educational Foundation, Inc.), Series 2018-A, 5.375% 6/15/2048 <sup>2</sup>	2,595	2,365
Capital Trust Agcy., Educational Facs. Rev. Bonds (Imagine School at Land O' Lakes Project), Series 2020-A, 5.00% 12/15/2039 <sup>2</sup>	1,285	1,219

# American High-Income Municipal Bond Fund (continued)

Bonds, notes & other debt instruments (continued)	Principal amount (000)	Value (000)
<b>Florida (continued)</b>		
Capital Trust Agcy., Educational Facs. Rev. Bonds (Imagine School at Land O' Lakes Project), Series 2020-A, 5.00% 12/15/2054 <sup>2</sup>	USD2,150	\$ 1,913
Capital Trust Agcy., Educational Facs. Rev. Bonds (Imagine School at North Manatee Project), Series 2021-C, 5.00% 6/1/2041 <sup>2</sup>	235	212
Capital Trust Agcy., Educational Facs. Rev. Bonds (Imagine School at North Manatee Project), Series 2021-C, 5.00% 6/1/2056 <sup>2</sup>	520	434
Capital Trust Agcy., Educational Facs. Rev. Bonds (Odyssey Charter School), Series 2019, 5.00% 7/1/2049 <sup>2</sup>	1,740	1,548
Capital Trust Agcy., Educational Facs. Rev. Bonds (Odyssey Charter School), Series 2019, 5.00% 7/1/2054 <sup>2</sup>	4,385	3,832
Capital Trust Agcy., Educational Facs. Rev. Bonds (Renaissance Charter School), Series 2017-A, 4.375% 6/15/2027 <sup>2</sup>	1,520	1,486
Capital Trust Agcy., Educational Facs. Rev. Bonds (Renaissance Charter School), Series 2017-A, 5.125% 6/15/2037 <sup>2</sup>	5,225	5,136
Capital Trust Agcy., Educational Facs. Rev. Bonds (Renaissance Charter School), Series 2017-A, 5.25% 6/15/2047 <sup>2</sup>	9,900	9,334
Capital Trust Agcy., Educational Facs. Rev. Bonds (Viera Charter Schools, Inc. Project), Series 2019-A, 4.00% 10/15/2029 <sup>2</sup>	445	423
Capital Trust Agcy., Educational Facs. Rev. Bonds (Viera Charter Schools, Inc. Project), Series 2017-A, 5.00% 10/15/2037 <sup>2</sup>	1,370	1,316
Capital Trust Agcy., Educational Facs. Rev. Bonds (Viera Charter Schools, Inc. Project), Series 2019-A, 5.00% 10/15/2039 <sup>2</sup>	1,125	1,067
Capital Trust Agcy., Educational Facs. Rev. Bonds (Viera Charter Schools, Inc. Project), Series 2017-A, 5.00% 10/15/2047 <sup>2</sup>	3,070	2,775
Capital Trust Agcy., Educational Facs. Rev. Bonds (Viera Charter Schools, Inc. Project), Series 2019-A, 5.00% 10/15/2049 <sup>2</sup>	2,735	2,452
Capital Trust Agcy., Educational Facs. Rev. Bonds (Viera Charter Schools, Inc. Project), Series 2017-A, 5.00% 10/15/2052 <sup>2</sup>	1,790	1,585
Capital Trust Agcy., Educational Facs. Rev. Bonds (Viera Charter Schools, Inc. Project), Series 2019-A, 5.00% 10/15/2054 <sup>2</sup>	1,340	1,179
Capital Trust Agcy., Rev. Bonds (Educational Growth Fund, LLC Charter School Portfolio Projects), Series 2021-A-1, 5.00% 7/1/2056 <sup>2</sup>	20,695	18,654
Capital Trust Agcy., Rev. Bonds (Educational Growth Fund, LLC Charter School Portfolio Projects), Capital Appreciation Bonds, Series 2021-B, 0% 7/1/2061 <sup>2</sup>	145,480	9,564
Capital Trust Agcy., Rev. Bonds (WFCS Portfolio Projects), Series 2021-A-1, 5.00% 1/1/2056 <sup>2</sup>	5,550	4,336
Capital Trust Agcy., Rev. Bonds (WFCS Portfolio Projects), Capital Appreciation Bonds, Series 2021-B, 0% 1/1/2061 <sup>2</sup>	6,200	321
Capital Trust Agcy., Senior Rev. Bonds (Educational Growth Fund, LLC Charter School Portfolio Projects), Series 2021-A-1, 3.375% 7/1/2031 <sup>2</sup>	5,500	5,148
Central Florida Expressway Auth., Rev. Ref. Bonds, Series 2017, 5.00% 7/1/2039	1,000	1,052
County of Collier, Ave Maria Stewardship Community Dist., Capital Improvement Rev. Bonds (Phase 3 Master Improvements Project), Series 2019, 2.25% 5/1/2026	765	723
County of Collier, Health Facs. Auth., Residential Care Fac. Rev. Bonds (Moorings, Inc.), Series 2015-A, 5.00% 5/1/2048	5,000	5,036
County of Collier, Health Facs. Auth., Residential Care Fac. Rev. Bonds (Moorings, Inc.), Series 2022, 4.00% 5/1/2052	2,270	1,942
Dev. Fin. Corp., Education Rev. Bonds (IPS Florida, LLC - Idea Florida, Inc. Jacksonville IV Project), Series 2022, 5.25% 6/15/2029 <sup>2</sup>	2,200	2,175
Dev. Fin. Corp., Educational Facs. Rev. Bonds (Cornerstone Charter Academy Project), Series 2022, 5.125% 10/1/2052 <sup>2</sup>	4,120	3,851
Dev. Fin. Corp., Educational Facs. Rev. Bonds (Cornerstone Charter Academy Project), Series 2022, 5.25% 10/1/2056 <sup>2</sup>	1,900	1,789
Dev. Fin. Corp., Educational Facs. Rev. Bonds (Creative Inspiration Journey School of St. Cloud), Series 2021-A, 5.00% 6/15/2041 <sup>2</sup>	1,245	1,076
Dev. Fin. Corp., Educational Facs. Rev. Bonds (Creative Inspiration Journey School of St. Cloud), Series 2021-A, 5.00% 6/15/2051 <sup>2</sup>	2,035	1,655
Dev. Fin. Corp., Educational Facs. Rev. Bonds (Creative Inspiration Journey School of St. Cloud), Series 2021-A, 5.00% 6/15/2056 <sup>2</sup>	1,800	1,433
Dev. Fin. Corp., Educational Facs. Rev. Bonds (Mater Academy Projects), Series 2022-A, 5.00% 6/15/2042	2,000	2,000
Dev. Fin. Corp., Educational Facs. Rev. Bonds (Mater Academy Projects), Series 2022-A, 5.00% 6/15/2047	2,000	1,958
Dev. Fin. Corp., Educational Facs. Rev. Bonds (Mater Academy Projects), Series 2020-A, 5.00% 6/15/2050	1,120	1,085
Dev. Fin. Corp., Educational Facs. Rev. Bonds (Mater Academy Projects), Series 2022-A, 4.00% 6/15/2052	625	502
Dev. Fin. Corp., Educational Facs. Rev. Bonds (Mater Academy Projects), Series 2022-A, 5.00% 6/15/2052	1,000	963
Dev. Fin. Corp., Educational Facs. Rev. Bonds (River City Science Academy Projects), Series 2021-A, 4.00% 7/1/2055	1,000	785

# American High-Income Municipal Bond Fund (continued)

Bonds, notes & other debt instruments (continued)	Principal amount (000)	Value (000)
<b>Florida (continued)</b>		
Dev. Fin. Corp., Healthcare Facs. Rev. Bonds (Renaissance Charter School, Inc.), Series 2020-C, 4.00% 9/15/2030 <sup>2</sup>	USD1,410	\$ 1,291
Dev. Fin. Corp., Healthcare Facs. Rev. Bonds (Renaissance Charter School, Inc.), Series 2020-C, 5.00% 9/15/2040 <sup>2</sup>	2,650	2,353
Dev. Fin. Corp., Healthcare Facs. Rev. Bonds (Renaissance Charter School, Inc.), Series 2020-C, 5.00% 9/15/2050 <sup>2</sup>	2,805	2,312
Dev. Fin. Corp., Healthcare Facs. Rev. Bonds (UF Health - Jacksonville Project), Series 2013-A, 6.00% 2/1/2033 (preref. 8/1/2023)	5,770	5,770
Dev. Fin. Corp., Healthcare Facs. Rev. Bonds (UF Health - Jacksonville Project), Series 2022-A, 5.00% 2/1/2035	2,365	2,406
Dev. Fin. Corp., Healthcare Facs. Rev. Bonds (UF Health - Jacksonville Project), Series 2022-A, 5.00% 2/1/2038	5,115	5,029
Dev. Fin. Corp., Healthcare Facs. Rev. Bonds (UF Health - Jacksonville Project), Series 2022-A, 5.00% 2/1/2039	2,535	2,474
Dev. Fin. Corp., Healthcare Facs. Rev. Bonds (UF Health - Jacksonville Project), Series 2022-A, 5.00% 2/1/2040	2,700	2,616
Dev. Fin. Corp., Healthcare Facs. Rev. Bonds (UF Health - Jacksonville Project), Series 2022-A, 4.00% 2/1/2052	8,395	6,317
Dev. Fin. Corp., Rev. Green Bonds (Brightline Florida Passenger Rail Expansion Project), Series 2022-A, AMT, 7.25% 7/1/2057 (put 10/3/2023) <sup>2</sup>	14,000	14,287
Dev. Fin. Corp., Senior Living Rev. and Rev. Ref. Bonds (The Glenridge on Palmer Ranch Project), Series 2021, 5.00% 6/1/2051 <sup>2</sup>	1,000	822
Dev. Fin. Corp., Senior Living Rev. Bonds (Mayflower Retirement Community Center, Inc.), Series 2020-A, 5.25% 6/1/2050 <sup>2</sup>	2,000	1,652
Dev. Fin. Corp., Senior Living Rev. Bonds (Mayflower Retirement Community Center, Inc.), Series 2020-A, 5.25% 6/1/2055 <sup>2</sup>	2,000	1,620
Dev. Fin. Corp., Senior Living Rev. Bonds (Mayflower Retirement Community Project), Series 2021-A, 4.00% 6/1/2055 <sup>2</sup>	600	373
Dev. Fin. Corp., Solid Waste Disposal Rev. Bonds (Waste Pro USA, Inc. Project), Series 2017, AMT, 5.25% 8/1/2029	6,125	5,914
Dev. Fin. Corp., Solid Waste Disposal Rev. Bonds (Waste Pro USA, Inc. Project), Series 2021, AMT, 3.00% 6/1/2032	55,085	43,816
Dev. Fin. Corp., Solid Waste Disposal Rev. Bonds (Waste Pro USA, Inc. Project), Series 2023, AMT, 6.125% 7/1/2032 (put 7/1/2026) <sup>2</sup>	3,385	3,410
Dev. Fin. Corp., Surface Transportation Fac. Rev. Bonds (Virgin Trains USA Passenger Rail Project), Series 2019-A, AMT, 6.50% 1/1/2049 (put 1/1/2029) <sup>2</sup>	3,000	2,895
Fin. Auth., Econ. Dev. Rev. Ref. Bonds (Republic Services, Inc. Project), Series 2010-A, AMT, 4.05% 5/1/2034 (put 12/1/2022)	2,945	2,944
Halifax Hospital Medical Center, Hospital Rev. Ref. Bonds, Series 2016, 5.00% 6/1/2028	1,170	1,221
Halifax Hospital Medical Center, Hospital Rev. Ref. Bonds, Series 2016, 5.00% 6/1/2030	2,750	2,874
Higher Educational Facs. Fncg. Auth., Educational Facs. Rev. Bonds (Florida Institute of Technology), Series 2019, 5.00% 10/1/2035	750	777
County of Hillsborough, Industrial Dev. Auth., Hospital Rev. Bonds (Tampa General Hospital Project), Series 2020-A, 4.00% 8/1/2045	1,000	924
County of Hillsborough, Industrial Dev. Auth., Hospital Rev. Bonds (Tampa General Hospital Project), Series 2020-A, 4.00% 8/1/2055	3,600	3,174
County of Lee, Industrial Dev. Auth., Healthcare Facs. Rev. Bonds (Cypress Cove at Healthpark Florida, Inc. Project), Series 2022-A, 5.25% 10/1/2052	1,850	1,570
County of Lee, Industrial Dev. Auth., Healthcare Facs. Rev. Bonds (Cypress Cove at Healthpark Florida, Inc. Project), Series 2022-A, 5.25% 10/1/2057	6,365	5,278
County of Lee, Industrial Dev. Auth., Healthcare Facs. Rev. Ref. Bonds (Shell Point/Alliance Obligated Group, Shell Point Project), Series 2019, 5.00% 11/15/2044	205	196
County of Lee, River Hall Community Dev. Dist., Capital Improvement Rev. Ref. Bonds, Series 2021-A-1, 3.00% 5/1/2025	175	171
County of Lee, River Hall Community Dev. Dist., Capital Improvement Rev. Ref. Bonds, Series 2021-A-2, 3.00% 5/1/2025	190	186
County of Lee, River Hall Community Dev. Dist., Capital Improvement Rev. Ref. Bonds, Series 2021-A-1, 3.00% 5/1/2031	400	355
County of Lee, River Hall Community Dev. Dist., Capital Improvement Rev. Ref. Bonds, Series 2021-A-2, 3.00% 5/1/2031	185	164
County of Lee, River Hall Community Dev. Dist., Capital Improvement Rev. Ref. Bonds, Series 2021-A-1, 3.00% 5/1/2036	480	385
County of Lee, River Hall Community Dev. Dist., Capital Improvement Rev. Ref. Bonds, Series 2021-A-2, 3.00% 5/1/2036	600	481
Counties of Manatee and Sarasota, Lakewood Ranch Stewardship Dist., Special Assessment Rev. Bonds (Lakewood Centre North), Series 2015, 4.875% 5/1/2035	465	466
Counties of Manatee and Sarasota, Lakewood Ranch Stewardship Dist., Special Assessment Rev. Bonds (Lakewood Centre North), Series 2015, 4.875% 5/1/2045	1,895	1,791
Counties of Manatee and Sarasota, Lakewood Ranch Stewardship Dist., Special Assessment Rev. Bonds (Lakewood National and Polo Run Project), Series 2017, 5.25% 5/1/2037	1,000	1,012
Counties of Manatee and Sarasota, Lakewood Ranch Stewardship Dist., Special Assessment Rev. Bonds (Lakewood National and Polo Run Project), Series 2017, 5.375% 5/1/2047	1,100	1,113

# American High-Income Municipal Bond Fund (continued)

Bonds, notes & other debt instruments (continued)	Principal amount (000)	Value (000)
<b>Florida (continued)</b>		
City of Miami, Midtown Miami Community Dev. Dist., Special Assessment and Rev. Ref. Bonds (Infrastructure Project), Series 2014-B, 5.00% 5/1/2037	USD1,735	\$1,712
City of Miami, Midtown Miami Community Dev. Dist., Special Assessment and Rev. Ref. Bonds (Parking Garage Project), Series 2014-A, 4.25% 5/1/2024	440	440
County of Miami-Dade, Expressway Auth., Toll System Rev. Ref. Bonds, Series 2016-A, 5.00% 7/1/2030	1,225	1,271
County of Miami-Dade, Industrial Dev. Auth., Industrial Dev. Rev. Bonds (CFC-MB I, LLC Collins Park Housing Project), Series 2023, AMT, 6.25% 1/1/2059 <sup>2</sup>	7,500	7,379
County of Miami-Dade, Industrial Dev. Auth., Solid Waste Disposal Rev. Bonds (Waste Management, Inc. of Florida Project), Series 2008, AMT, 0.40% 8/1/2023	3,000	3,000
County of Miami-Dade, Sawyers Landing Community Dev. Dist., Special Assessment Rev. Bonds, Series 2021, 3.25% 5/1/2026	1,280	1,217
County of Miami-Dade, Sawyers Landing Community Dev. Dist., Special Assessment Rev. Bonds, Series 2021, 3.75% 5/1/2031	5,315	4,844
County of Miami-Dade, Sawyers Landing Community Dev. Dist., Special Assessment Rev. Bonds, Series 2021, 4.125% 5/1/2041	6,400	5,484
County of Miami-Dade, Sawyers Landing Community Dev. Dist., Special Assessment Rev. Bonds, Series 2021, 4.25% 5/1/2053	11,165	8,925
City of Miami Beach, Health Facs. Auth., Hospital Rev. Bonds (Mount Sinai Medical Center of Florida), Series 2021-B, 3.00% 11/15/2051	13,085	9,142
City of North Port, West Villages Improvement Dist. No. 2, Special Assessment Bonds, Series 2019-A-1, 5.75% 5/1/2036	2,270	2,272
City of North Port, West Villages Improvement Dist. No. 2, Special Assessment Bonds, Series 2019-A-2, 5.75% 5/1/2036	2,295	1,331
County of Okaloosa, Mid-Bay Bridge Auth., Rev. Bonds, Series 2015-A, 5.00% 10/1/2035	1,000	1,012
County of Okaloosa, Mid-Bay Bridge Auth., Rev. Bonds, Series 2015-A, 5.00% 10/1/2040	1,000	1,005
County of Okaloosa, Mid-Bay Bridge Auth., Rev. Bonds, Series 2015-C, 5.00% 10/1/2040	1,935	1,937
County of Orange, Health Facs. Auth., Health Care Facs. Rev. Bonds (Presbyterian Retirement Communities Project), Series 2016, 5.00% 8/1/2036	2,500	2,575
County of Orange, Health Facs. Auth., Health Care Facs. Rev. Bonds (Presbyterian Retirement Communities Project), Series 2016, 5.00% 8/1/2041	4,880	5,026
County of Orange, Health Facs. Auth., Health Care Facs. Rev. Bonds (Presbyterian Retirement Communities Project), Series 2015, 5.00% 8/1/2045	4,300	4,254
County of Orange, Health Facs. Auth., Health Care Facs. Rev. Bonds (Presbyterian Retirement Communities Project), Series 2016, 5.00% 8/1/2047	6,280	6,468
County of Orange, Health Facs. Auth., Hospital Rev. Ref. Bonds (Orlando Health Obligated Group), Series 2016-A, 5.00% 10/1/2033	1,240	1,306
County of Orange, Health Facs. Auth., Rev. Bonds (Presbyterian Retirement Communities Obligated Group Project), Series 2023-A, 4.00% 8/1/2042	4,525	3,954
County of Orange, Health Facs. Auth., Rev. Bonds (Presbyterian Retirement Communities Obligated Group Project), Series 2023-A, 4.00% 8/1/2047	6,670	5,633
County of Palm Beach, Health Facs. Auth., Retirement Communities Rev. Bonds (ACTS Retirement - Life Communities, Inc. Obligated Group), Series 2016, 5.00% 11/15/2032	4,935	4,996
County of Palm Beach, Health Facs. Auth., Rev. Bonds (Lifespace Communities, Inc.), Series 2016-B, 5.00% 5/15/2036	1,015	867
County of Palm Beach, Health Facs. Auth., Rev. Bonds (Lifespace Communities, Inc.), Series 2020-B, 4.00% 11/15/2041	250	210
County of Palm Beach, Health Facs. Auth., Rev. Bonds (Lifespace Communities, Inc.), Series 2020-B, 5.00% 11/15/2042	650	624
County of Palm Beach, Health Facs. Auth., Rev. Bonds (Lifespace Communities, Inc.), Series 2016-B, 5.00% 5/15/2047	875	658
County of Palm Beach, Health Facs. Auth., Rev. Bonds (Lifespace Communities, Inc.), Series 2019-B, 5.00% 5/15/2053	3,375	2,437
County of Palm Beach, Health Facs. Auth., Rev. Bonds (Toby & Leon Cooperman Sinai Residences of Boca Raton Expansion), Series 2020, 5.00% 6/1/2055	3,650	3,107
City of Palm Coast, Palm Coast Park Community Dev. Dist., Special Assessment Bonds, Series 2006, 5.70% 5/1/2037	2,330	2,331
City of Palm Coast, Town Center at Palm Coast Community Dev. Dist., Capital Improvement Rev. Bonds, Series 2005, 6.00% 5/1/2036	1,935	1,936
County of Pasco, Capital Improvement Cigarette Tax Allocation Bonds, Series 2023-A, Assured Guaranty Municipal insured, 5.75% 9/1/2054	650	733
County of Pinellas, Educational Facs. Auth., Lease Rev. Bonds (Discovery Academy of Science Project), Series 2022-A, 4.00% 6/1/2046 <sup>2</sup>	1,690	1,293



# American High-Income Municipal Bond Fund (continued)

Bonds, notes & other debt instruments (continued)	Principal amount (000)	Value (000)
<b>Florida (continued)</b>		
County of Pinellas, Educational Facs. Auth., Lease Rev. Bonds (Discovery Academy of Science Project), Series 2022-A, 5.00% 6/1/2056 <sup>2</sup>	USD2,600	\$2,239
County of Pinellas, Industrial Dev. Auth., Rev. Bonds (Drs. Kiran & Pallavi Patel 2017 Foundation for Global Understanding, Inc. Project), Series 2019, 5.00% 7/1/2029	2,245	2,297
County of Pinellas, Industrial Dev. Auth., Rev. Bonds (Drs. Kiran & Pallavi Patel 2017 Foundation for Global Understanding, Inc. Project), Series 2019, 5.00% 7/1/2039	3,070	3,085
County of Polk, Industrial Dev. Auth., Retirement Fac. Rev. Ref. and Improvement Bonds (Carpenters Home Estates, Inc. Project), Series 2019-A, 5.00% 1/1/2039	400	374
City of Pompano Beach, Rev. and Rev. Ref. Bonds (John Knox Village Project), Series 2020, 4.00% 9/1/2040	140	118
City of Pompano Beach, Rev. Bonds (John Knox Village Project), Series 2021-B-1, 2.00% 1/1/2029	1,090	940
City of Pompano Beach, Rev. Bonds (John Knox Village Project), Series 2021-A, 4.00% 9/1/2036	870	776
City of Pompano Beach, Rev. Bonds (John Knox Village Project), Series 2015, 5.00% 9/1/2039	2,250	2,211
City of Pompano Beach, Rev. Bonds (John Knox Village Project), Series 2021-A, 4.00% 9/1/2041	1,215	1,011
City of Pompano Beach, Rev. Bonds (John Knox Village Project), Series 2015, 5.00% 9/1/2044	2,505	2,386
City of Pompano Beach, Rev. Bonds (John Knox Village Project), Series 2021-A, 4.00% 9/1/2051	680	515
City of Pompano Beach, Rev. Bonds (John Knox Village Project), Series 2021-A, 4.00% 9/1/2056	4,785	3,518
City of Port St. Lucie, Utility System Rev. Ref. Bonds, Series 2016, 4.00% 9/1/2036	2,000	2,019
City of St. Cloud, Gramercy Farms Community Dev. Dist., Special Assessment Bonds, Series 2007-B, 5.10% 5/1/2014 <sup>7</sup>	10,260	2
City of St. Cloud, Gramercy Farms Community Dev. Dist., Special Assessment Rev. Ref. Bonds, Capital Appreciation Bonds, Series 2011, 0% 5/1/2039 <sup>8</sup>	19,180	2,152
City of St. Cloud, Stevens Plantation Community Dev. Dist., Special Assessment Rev. Bonds, Series 2003-B, 6.375% 5/1/2013 <sup>7</sup>	3,490	2,408
City of St. Cloud, Stevens Plantation Improvement Project Dependent Special Dist., Rev. Bonds, Series 2003, 6.375% 5/1/2013 <sup>7</sup>	3,584	1,039
County of St. Johns, Industrial Dev. Auth., Rev. Bonds (Presbyterian Retirement Communities Obligated Group Project), Series 2020-A, 4.00% 8/1/2055	3,315	2,716
County of St. Johns, Industrial Dev. Auth., Senior Living Rev. Bonds (Vicars Landing Project), Series 2021-A, 4.00% 12/15/2036	1,000	858
County of St. Johns, Industrial Dev. Auth., Senior Living Rev. Bonds (Vicars Landing Project), Series 2021-A, 4.00% 12/15/2041	750	596
County of St. Johns, Industrial Dev. Auth., Senior Living Rev. Bonds (Vicars Landing Project), Series 2021-A, 4.00% 12/15/2046	4,665	3,496
County of St. Johns, Industrial Dev. Auth., Senior Living Rev. Bonds (Vicars Landing Project), Series 2021-A, 4.00% 12/15/2050	2,010	1,456
County of St. Johns, Marshall Creek Community Dev. Dist., Special Assessment Bonds, Series 2002, 5.00% 5/1/2032	2,080	2,072
County of St. Johns, Marshall Creek Community Dev. Dist., Special Assessment Bonds, Series 2016, 6.32% 5/1/2045	210	209
County of Sarasota, Health Facs. Auth., Retirement Fac. Rev. Bonds (Village on the Isle Project), Series 2017-A, 5.00% 1/1/2037	2,150	1,987
County of Sarasota, Health Facs. Auth., Retirement Fac. Rev. Bonds (Village on the Isle Project), Series 2017-A, 5.00% 1/1/2042	4,150	3,682
County of Sarasota, Health Facs. Auth., Retirement Fac. Rev. Bonds (Village on the Isle Project), Series 2017-A, 5.00% 1/1/2047	3,645	3,120
County of Sarasota, Health Facs. Auth., Retirement Fac. Rev. Bonds (Village on the Isle Project), Series 2017-A, 5.00% 1/1/2052	6,695	5,581
County of Sarasota, Health Facs. Auth., Retirement Fac. Rev. Improvement Bonds (Sunnyside Village Project), Series 2018, 5.00% 5/15/2048	1,075	963
County of Sarasota, Health Facs. Auth., Retirement Fac. Rev. Ref. Bonds (Village on the Isle Project), Series 2016, 5.00% 1/1/2026	150	149
County of Sarasota, Health Facs. Auth., Retirement Fac. Rev. Ref. Bonds (Village on the Isle Project), Series 2016, 5.00% 1/1/2027	180	178
County of Sarasota, Health Facs. Auth., Retirement Fac. Rev. Ref. Bonds (Village on the Isle Project), Series 2016, 5.00% 1/1/2030	120	117
City of South Miami, Health Facs. Auth., Hospital Rev. Ref. Bonds (Baptist Health South Florida Obligated Group), Series 2017, 5.00% 8/15/2047	3,350	3,437
Southeast Overtown/Park West Community Redev. Agcy., Tax Increment Rev. Bonds, Series 2014-A-1, 5.00% 3/1/2024 <sup>2</sup>	1,000	1,008
Southeast Overtown/Park West Community Redev. Agcy., Tax Increment Rev. Bonds, Series 2014-A-1, 5.00% 3/1/2030 <sup>2</sup>	6,000	6,038
City of Tallahassee, Health Facs. Rev. Ref. Bonds (Tallahassee Memorial HealthCare, Inc. Project), Series 2015-A, 5.00% 12/1/2040	1,350	1,350

# American High-Income Municipal Bond Fund (continued)

Bonds, notes & other debt instruments (continued)	Principal amount (000)	Value (000)
<b>Florida (continued)</b>		
City of Tampa, Rev. and Rev. Ref. Bonds (University of Tampa Project), Series 2015, 5.00% 4/1/2045	USD3,945	\$ 3,985
City of Tampa, Rev. and Rev. Ref. Bonds (University of Tampa Project), Series 2020-A, 4.00% 4/1/2050	1,810	1,652
City of Venice, Retirement Community Rev. Improvement Bonds (Village on the Isle Project), Series 2019, 5.00% 1/1/2037	1,000	923
City of Venice, Retirement Community Rev. Improvement Bonds (Village on the Isle Project), Series 2019, 5.00% 1/1/2047	4,205	3,623
City of Venice, Retirement Community Rev. Improvement Bonds (Village on the Isle Project), Series 2019, 5.00% 1/1/2052	3,010	2,541
City of Wildwood, Village Community Dev. Dist. No. 13, Special Assessment Rev. Bonds, Series 2021, 3.00% 5/1/2041	1,250	955
City of Wildwood, Village Community Dev. Dist. No. 13, Special Assessment Rev. Bonds, Series 2021, 3.25% 5/1/2052	3,750	2,656
City of Winter Garden, Winter Garden Village at Fowler Groves Community Dev. Dist., Special Assessment Rev. Ref. Bonds, Series 2016, 3.75% 5/1/2031	3,925	3,654
City of Winter Garden, Winter Garden Village at Fowler Groves Community Dev. Dist., Special Assessment Rev. Ref. Bonds, Series 2016, 4.125% 5/1/2037	1,980	1,832
		<u>461,947</u>
<b>Georgia 1.27%</b>		
City of Atlanta, Airport Passenger Fac. Charge and General Rev. Bonds, Series 2019-D, AMT, 4.00% 7/1/2040	1,750	1,709
City of Atlanta, Dev. Auth., Health Care Facs. Rev. Bonds, Capital Appreciation Bonds, Series 2017-B-2, 0% 1/1/2044	1,631	29
City of Atlanta, Dev. Auth., Senior Health Care Facs. Rev. Bonds (Georgia Proton Treatment Center Project), Series 2017-A-1, 7.00% 1/1/2040 <sup>7</sup>	6,000	2,215
City of Atlanta, Urban Redev. Agcy., Rev. Bonds (Atlanta Beltline Trail Completion Project), Series 2021, 2.875% 7/1/2031 <sup>2</sup>	1,000	895
City of Atlanta, Urban Redev. Agcy., Rev. Bonds (Atlanta Beltline Trail Completion Project), Series 2021, 3.625% 7/1/2042 <sup>2</sup>	4,245	3,609
City of Atlanta, Urban Redev. Agcy., Rev. Bonds (Atlanta Beltline Trail Completion Project), Series 2021, 3.875% 7/1/2051 <sup>2</sup>	4,185	3,448
County of Burke, Dev. Auth., Pollution Control Rev. Bonds (Georgia Transmission Corp. Vogtle Project), Series 2012, 2.75% 1/1/2052	7,975	5,263
County of Burke, Dev. Auth., Pollution Control Rev. Bonds (Oglethorpe Power Corp. Vogtle Project), Series 2013-A, 1.50% 1/1/2040 (put 2/3/2025)	2,510	2,379
County of Burke, Dev. Auth., Pollution Control Rev. Bonds (Oglethorpe Power Corp. Vogtle Project), Series 2017-C, 4.125% 11/1/2045	5,000	4,508
County of Cobb, Dev. Auth., Parking and Dining Hall Lease Rev. Ref. Bonds (Kennesaw State University Real Estate Foundations Projects), Series 2017, 5.00% 7/15/2033	1,000	1,076
County of Coweta, Residential Care Facs. for the Elderly Auth., Rev. Bonds (Wesley Woods of Newnan - Peachtree City Project), Series 2021, 4.00% 3/1/2026	1,290	1,258
County of Coweta, Residential Care Facs. for the Elderly Auth., Rev. Bonds (Wesley Woods of Newnan - Peachtree City Project), Series 2021, 4.00% 3/1/2031	1,265	1,164
County of Coweta, Residential Care Facs. for the Elderly Auth., Rev. Bonds (Wesley Woods of Newnan - Peachtree City Project), Series 2021, 4.00% 3/1/2036	970	836
County of Coweta, Residential Care Facs. for the Elderly Auth., Rev. Bonds (Wesley Woods of Newnan - Peachtree City Project), Series 2021, 4.00% 3/1/2041	935	746
County of Coweta, Residential Care Facs. for the Elderly Auth., Rev. Bonds (Wesley Woods of Newnan - Peachtree City Project), Series 2021, 4.00% 3/1/2046	1,060	796
Geo. L. Smith II World Congress Center Auth., Convention Center Hotel Second Tier Rev. Bonds, Series 2021-B, 3.625% 1/1/2031 <sup>2</sup>	1,970	1,735
Geo. L. Smith II World Congress Center Auth., Convention Center Hotel Second Tier Rev. Bonds, Series 2021-B, 5.00% 1/1/2036 <sup>2</sup>	2,315	2,190
Geo. L. Smith II World Congress Center Auth., Convention Center Hotel Second Tier Rev. Bonds, Series 2021-B, 5.00% 1/1/2054 <sup>2</sup>	15,390	12,967
County of Houston, Hospital Auth., Rev. Bonds (Houston Hospital, Inc.), Series 2016-B, 5.00% 10/1/2031 (preref. 4/1/2024) <sup>1</sup>	3,900	3,928
Counties of Macon and Bibb, Urban Dev. Auth., Rev. Bonds (Academy for Classical Education, Inc.), Series 2017, 5.75% 6/15/2037 <sup>2</sup>	1,200	1,214
Counties of Macon and Bibb, Urban Dev. Auth., Rev. Bonds (Academy for Classical Education, Inc.), Series 2017, 5.875% 6/15/2047 <sup>2</sup>	2,180	2,184
Counties of Macon and Bibb, Urban Dev. Auth., Rev. Bonds (Academy for Classical Education, Inc.), Series 2017, 6.00% 6/15/2052 <sup>2</sup>	3,060	3,072

# American High-Income Municipal Bond Fund (continued)

## Bonds, notes & other debt instruments (continued)

	Principal amount (000)	Value (000)
<b>Georgia (continued)</b>		
Main Street Natural Gas, Inc., Gas Project Rev. Bonds, Series 2007-A, 5.50% 9/15/2023	USD1,020	\$ 1,021
Main Street Natural Gas, Inc., Gas Project Rev. Bonds, Series 2007-A, 5.50% 9/15/2026	1,000	1,034
Main Street Natural Gas, Inc., Gas Supply Rev. Bonds, Series 2019-A, 5.00% 5/15/2043	860	861
Main Street Natural Gas, Inc., Gas Supply Rev. Bonds, Series 2018-C, 4.00% 8/1/2048 (put 12/1/2023)	4,000	4,004
Main Street Natural Gas, Inc., Gas Supply Rev. Bonds, Series 2023-A, 5.00% 6/1/2053 (put 6/1/2030)	600	621
Main Street Natural Gas, Inc., Gas Supply Rev. Bonds, Series 2023-B, 5.00% 7/1/2053 (put 3/1/2030)	19,645	20,608
Main Street Natural Gas, Inc., Gas Supply Rev. Bonds, Series 2023-C, 5.00% 9/1/2053 (put 12/1/2029)	15,220	16,008
City of Marietta, Dev. Auth., Rev. Bonds (Life University, Inc. Project), Series 2017-A, 5.00% 11/1/2037 <sup>2</sup>	4,000	3,804
County of Monroe, Dev. Auth., Pollution Control Rev. Bonds (Oglethorpe Power Corp. Scherer Project), Series 2013-A, 1.50% 1/1/2039 (put 2/3/2025)	1,000	948
Municipal Electric Auth., Plant Vogtle Units 3 and 4 Project J Bonds, Series 2015-A, 5.50% 7/1/2060	8,600	8,701
Municipal Electric Auth., Plant Vogtle Units 3 and 4 Project P Bonds, Series 2021-A, 4.00% 1/1/2046	330	292
Municipal Electric Auth., Plant Vogtle Units 3 and 4 Project P Bonds, Series 2019-B, 5.00% 1/1/2048	3,000	3,025
Municipal Electric Auth., Plant Vogtle Units 3 and 4 Project P Bonds, Series 2021-A, 5.00% 1/1/2056	505	506
Municipal Electric Auth., Plant Vogtle Units 3 and 4 Project P Bonds, Series 2021-A, 5.00% 1/1/2063	1,200	1,203
Municipal Electric Auth., Project One Bonds, Series 2019-A, 5.00% 1/1/2034	2,300	2,474
Municipal Electric Auth., Project One Bonds, Series 2019-A, 4.00% 1/1/2049	2,700	2,485
Private Colleges and Universities Auth., Rev. Bonds (The Savannah College of Art and Design Projects), Series 2014, 5.00% 4/1/2029 (preref. 4/1/2024)	1,000	1,012
Private Colleges and Universities Auth., Rev. Bonds (The Savannah College of Art and Design Projects), Series 2014, 5.00% 4/1/2044 (preref. 4/1/2024)	2,000	2,023
Road and Tollway Auth., Toll Rev. Capital Appreciation Bonds (I-75 S Expressway Lanes Project), Series 2014-A, 0% 6/1/2024 (escrowed to maturity) <sup>2</sup>	505	491
Road and Tollway Auth., Toll Rev. Capital Appreciation Bonds (I-75 S Expressway Lanes Project), Series 2014-A, 0% 6/1/2034 (preref. 6/1/2024) <sup>2</sup>	3,495	1,838
Road and Tollway Auth., Toll Rev. Convertible Capital Appreciation Bonds (I-75 S Expressway Lanes Project), Series 2014-B, 0% 6/1/2049 (7.00% on 6/1/2024) (preref. 6/1/2024) <sup>1,2</sup>	6,755	6,898
County of Rockdale, Rev. Ref. Bonds (Pratt Paper (GA), LLC Project), Series 2018, AMT, 4.00% 1/1/2038 <sup>2</sup>	2,500	2,384
		139,462

## Guam 0.50%

A.B. Won Pat International Airport Auth., General Rev. Bonds, Series 2013-C, AMT, 6.25% 10/1/2034	905	909
A.B. Won Pat International Airport Auth., General Rev. Bonds, Series 2013-C, AMT, 6.25% 10/1/2034 (preref. 10/1/2023)	595	597
A.B. Won Pat International Airport Auth., General Rev. Bonds, Series 2023-A, AMT, 5.25% 10/1/2035	265	268
A.B. Won Pat International Airport Auth., General Rev. Bonds, Series 2023-A, AMT, 5.375% 10/1/2040	525	519
A.B. Won Pat International Airport Auth., General Rev. Bonds, Series 2023-A, AMT, 5.375% 10/1/2043	1,250	1,235
A.B. Won Pat International Airport Auth., General Rev. Bonds, Series 2013-C, AMT, 6.375% 10/1/2043	3,825	3,841
Business Privilege Tax Rev. Ref. Bonds, Series 2015-D, 5.00% 11/15/2031	3,250	3,303
Business Privilege Tax Rev. Ref. Bonds, Series 2015-D, 5.00% 11/15/2032	3,000	3,044
Business Privilege Tax Rev. Ref. Bonds, Series 2021-F, 4.00% 1/1/2036	8,430	8,088
Business Privilege Tax Rev. Ref. Bonds, Series 2021-F, 4.00% 1/1/2042	17,135	15,203
Dept. of Education, Certs. of Part. (John F. Kennedy High School Ref. and Energy Efficiency Project), Series 2020-A, 4.25% 2/1/2030	1,000	990
Dept. of Education, Certs. of Part. (John F. Kennedy High School Ref. and Energy Efficiency Project), Series 2020-A, 5.00% 2/1/2040	4,340	4,333
Hotel Occupancy Tax Rev. Ref. Bonds, Series 2021-A, 5.00% 11/1/2028	455	477
Hotel Occupancy Tax Rev. Ref. Bonds, Series 2021-A, 5.00% 11/1/2029	750	793
Hotel Occupancy Tax Rev. Ref. Bonds, Series 2021-A, 5.00% 11/1/2035	3,000	3,132
Hotel Occupancy Tax Rev. Ref. Bonds, Series 2021-A, 5.00% 11/1/2040	3,500	3,532
Limited Obligation Bonds (Section 30), Series 2016-A, 5.00% 12/1/2046	1,500	1,456
Port Auth., Port Rev. Bonds, Series 2018-B, AMT, 5.00% 7/1/2024	725	730
Port Auth., Port Rev. Bonds, Series 2018-B, AMT, 5.00% 7/1/2031	585	620
Port Auth., Port Rev. Bonds, Series 2018-B, AMT, 5.00% 7/1/2033	465	492
Port Auth., Port Rev. Bonds, Series 2018-B, AMT, 5.00% 7/1/2035	400	422
Power Auth., Rev. Ref. Bonds, Series 2022-A, 5.00% 10/1/2034	1,000	1,082
		55,066

# American High-Income Municipal Bond Fund (continued)

Bonds, notes & other debt instruments (continued)	Principal amount (000)	Value (000)
<b>Hawaii 0.14%</b>		
Airports System Rev. Bonds, Series 2022-A, AMT, 5.00% 7/1/2051	USD2,445	\$ 2,557
Dept. of Budget and Fin., Special Purpose Rev. Ref. Bonds (Hawaiian Electric Co., Inc.), Series 2017-B, AMT, 4.00% 3/1/2037	6,775	6,624
County of Hawaii, Community Facs. Dist. No. 1-2021 (Kaloko Heights Project), Special Tax Rev. Bonds, Series 2023, 7.25% 5/15/2052 <sup>2</sup>	6,525	6,485
		<u>15,666</u>
<b>Idaho 0.16%</b>		
Health Facs. Auth., Rev. Bonds (Kootenai Health Project), Series 2014-A, 4.375% 7/1/2034	2,420	2,436
Health Facs. Auth., Rev. Bonds (Kootenai Health Project), Series 2014-A, 4.75% 7/1/2044	7,015	6,860
Health Facs. Auth., Rev. Bonds (Kootenai Health Project), Series 2017-A, 5.00% 7/1/2047	1,500	1,529
Housing and Fin. Assn., Facs. Rev. Bonds (Compass Public Charter School, Inc. Project), Series 2020-A, 4.50% 7/1/2030 <sup>2</sup>	540	532
Housing and Fin. Assn., Facs. Rev. Bonds (Compass Public Charter School, Inc. Project), Series 2020-A, 5.00% 7/1/2040 <sup>2</sup>	1,665	1,615
Housing and Fin. Assn., Facs. Rev. Bonds (Compass Public Charter School, Inc. Project), Series 2018-A, 6.00% 7/1/2049 <sup>2</sup>	1,955	2,027
Housing and Fin. Assn., Facs. Rev. Bonds (Compass Public Charter School, Inc. Project), Series 2020-A, 5.00% 7/1/2054 <sup>2</sup>	3,000	2,761
		<u>17,760</u>
<b>Illinois 8.43%</b>		
City of Belleville, Tax Increment and Sales Tax Rev. Ref. Bonds (Carlyle/Green Mount Redev. Project), Series 2021-B, 3.25% 7/1/2029	1,025	1,005
Village of Bolingbrook, Special Service Area No. 2019-1, Special Tax Bonds, Series 2019, 5.00% 3/1/2033	1,645	1,589
Village of Bolingbrook, Special Service Area No. 2019-1, Special Tax Bonds, Series 2019, 5.25% 3/1/2041	4,230	3,933
City of Chicago, Board of Education, Capital Improvement Tax Bonds (Dedicated Rev.), Series 2018, 5.00% 4/1/2034	1,535	1,609
City of Chicago, Board of Education, Capital Improvement Tax Bonds (Dedicated Rev.), Series 2023, 5.75% 4/1/2048	2,500	2,747
City of Chicago, Board of Education, Unlimited Tax G.O. Bonds (Dedicated Rev.), Series 2018-A, Assured Guaranty Municipal insured, 5.00% 12/1/2026	2,500	2,589
City of Chicago, Board of Education, Unlimited Tax G.O. Bonds (Dedicated Rev.), Series 2021-A, 5.00% 12/1/2032	4,575	4,815
City of Chicago, Board of Education, Unlimited Tax G.O. Bonds (Dedicated Rev.), Series 2021-A, 5.00% 12/1/2033	500	525
City of Chicago, Board of Education, Unlimited Tax G.O. Bonds (Dedicated Rev.), Series 2021-A, 5.00% 12/1/2035	4,000	4,161
City of Chicago, Board of Education, Unlimited Tax G.O. Bonds (Dedicated Rev.), Series 2021-A, 5.00% 12/1/2036	1,480	1,527
City of Chicago, Board of Education, Unlimited Tax G.O. Bonds (Dedicated Rev.), Series 2021-A, 5.00% 12/1/2038	5,675	5,776
City of Chicago, Board of Education, Unlimited Tax G.O. Bonds (Dedicated Rev.), Series 2021-A, 5.00% 12/1/2039	2,500	2,535
City of Chicago, Board of Education, Unlimited Tax G.O. Bonds (Dedicated Rev.), Series 2015-C, 5.25% 12/1/2039	6,570	6,583
City of Chicago, Board of Education, Unlimited Tax G.O. Bonds (Dedicated Rev.), Series 2021-A, 5.00% 12/1/2040	4,250	4,283
City of Chicago, Board of Education, Unlimited Tax G.O. Bonds (Dedicated Rev.), Series 2021-A, 5.00% 12/1/2041	2,525	2,537
City of Chicago, Board of Education, Unlimited Tax G.O. Bonds (Dedicated Rev.), Series 2018-D, 5.00% 12/1/2046	12,395	12,176
City of Chicago, Board of Education, Unlimited Tax G.O. Bonds (Dedicated Rev.), Series 2016-B, 6.50% 12/1/2046	7,910	8,276
City of Chicago, Board of Education, Unlimited Tax G.O. Bonds (Dedicated Rev.), Series 2017-A, 7.00% 12/1/2046 <sup>2</sup>	27,470	29,623
City of Chicago, Board of Education, Unlimited Tax G.O. Rev. Ref. Bonds (Dedicated Rev.), Series 2018-C, Assured Guaranty Municipal insured, 5.00% 12/1/2023	5,500	5,516
City of Chicago, Board of Education, Unlimited Tax G.O. Rev. Ref. Bonds (Dedicated Rev.), Series 2017-C, 5.00% 12/1/2024	2,000	2,021

# American High-Income Municipal Bond Fund (continued)

Bonds, notes & other debt instruments (continued)	Principal amount (000)	Value (000)
<b>Illinois (continued)</b>		
City of Chicago, Board of Education, Unlimited Tax G.O. Rev. Ref. Bonds (Dedicated Rev.), Series 2017-F, 5.00% 12/1/2024	USD1,000	\$ 1,011
City of Chicago, Board of Education, Unlimited Tax G.O. Rev. Ref. Bonds (Dedicated Rev.), Series 2017-C, 5.00% 12/1/2025	4,000	4,092
City of Chicago, Board of Education, Unlimited Tax G.O. Rev. Ref. Bonds (Dedicated Rev.), Series 2018-A, 5.00% 12/1/2025	2,750	2,814
City of Chicago, Board of Education, Unlimited Tax G.O. Rev. Ref. Bonds (Dedicated Rev.), Series 2018-C, Assured Guaranty Municipal insured, 5.00% 12/1/2028	2,250	2,380
City of Chicago, Board of Education, Unlimited Tax G.O. Rev. Ref. Bonds (Dedicated Rev.), Series 2018-A, Assured Guaranty Municipal insured, 5.00% 12/1/2029	1,000	1,041
City of Chicago, Board of Education, Unlimited Tax G.O. Rev. Ref. Bonds (Dedicated Rev.), Series 2017-B, 6.75% 12/1/2030 <sup>2</sup>	3,500	3,883
City of Chicago, Board of Education, Unlimited Tax G.O. Rev. Ref. Bonds (Dedicated Rev.), Series 2012-B, 5.00% 12/1/2034	1,000	1,000
City of Chicago, Board of Education, Unlimited Tax G.O. Rev. Ref. Bonds (Dedicated Rev.), Series 2017-G, 5.00% 12/1/2034	4,000	4,076
City of Chicago, Board of Education, Unlimited Tax G.O. Rev. Ref. Bonds (Dedicated Rev.), Series 2012-B, 4.00% 12/1/2035	5,000	4,742
City of Chicago, Board of Education, Unlimited Tax G.O. Rev. Ref. Bonds (Dedicated Rev.), Series 2022-B, 4.00% 12/1/2035	2,240	2,124
City of Chicago, Board of Education, Unlimited Tax G.O. Rev. Ref. Bonds (Dedicated Rev.), Series 2018-A, Assured Guaranty Municipal insured, 5.00% 12/1/2035	3,105	3,180
City of Chicago, Board of Education, Unlimited Tax G.O. Rev. Ref. Bonds (Dedicated Rev.), Series 2017-H, 5.00% 12/1/2036	8,000	8,071
City of Chicago, Board of Education, Unlimited Tax G.O. Rev. Ref. Bonds (Dedicated Rev.), Series 2022-B, 4.00% 12/1/2041	6,500	5,849
City of Chicago, Board of Education, Unlimited Tax G.O. Rev. Ref. Bonds (Dedicated Rev.), Series 2022-A, 4.00% 12/1/2042	4,125	3,670
City of Chicago, Board of Education, Unlimited Tax G.O. Rev. Ref. Bonds (Dedicated Rev.), Series 2017-B, 7.00% 12/1/2042 <sup>2</sup>	28,185	30,509
City of Chicago, Board of Education, Unlimited Tax G.O. Rev. Ref. Bonds (Dedicated Rev.), Series 2022-A, 4.00% 12/1/2043	13,000	11,491
City of Chicago, Board of Education, Unlimited Tax G.O. Rev. Ref. Bonds (Dedicated Rev.), Series 2017-H, 5.00% 12/1/2046	13,780	13,536
City of Chicago, Board of Education, Unlimited Tax G.O. Rev. Ref. Bonds (Dedicated Rev.), Series 2022-A, 4.00% 12/1/2047	7,000	5,996
City of Chicago, Board of Education, Unlimited Tax G.O. Rev. Ref. Bonds (Dedicated Rev.), Capital Appreciation Bonds, Series 2019-A, 0% 12/1/2025	500	453
City of Chicago, Board of Education, Unlimited Tax G.O. Rev. Ref. Bonds (Dedicated Rev.), Capital Appreciation Bonds, Series 1998-B-1, National insured, 0% 12/1/2028	6,540	5,262
City of Chicago, Chicago Midway Airport, Rev. Ref. Bonds, Series 2014-A, AMT, 5.00% 1/1/2031	3,500	3,508
City of Chicago, Chicago Midway Airport, Rev. Ref. Bonds, Series 2014-A, AMT, 5.00% 1/1/2032	5,000	5,011
City of Chicago, Chicago Midway Airport, Rev. Ref. Bonds, Series 2014-A, AMT, 5.00% 1/1/2041	10,000	10,001
City of Chicago, G.O. Bonds, Series 2021-A, 5.00% 1/1/2033	95	103
City of Chicago, G.O. Bonds, Series 2021-A, 4.00% 1/1/2036	2,250	2,222
City of Chicago, G.O. Bonds, Series 2021-B, 4.00% 1/1/2037 <sup>2</sup>	258	251
City of Chicago, G.O. Bonds, Series 2021-B, 4.00% 1/1/2038 <sup>2</sup>	6,641	6,330
City of Chicago, G.O. Bonds, Series 2021-B, 4.00% 1/1/2038 <sup>2</sup>	2,074	1,977
City of Chicago, G.O. Bonds, Series 2021-B, 4.00% 1/1/2044 <sup>2</sup>	4,445	4,006
City of Chicago, G.O. Bonds, Series 2021-B, 4.00% 1/1/2049 <sup>2</sup>	5,557	4,827
City of Chicago, G.O. Bonds (Chicago Works), Series 2023-A, 4.00% 1/1/2035	2,535	2,508
City of Chicago, G.O. Bonds (Chicago Works), Series 2023-A, 5.25% 1/1/2038	1,250	1,351
City of Chicago, G.O. Bonds (Chicago Works), Series 2023-A, 5.50% 1/1/2039	4,315	4,731
City of Chicago, G.O. Bonds (Chicago Works), Series 2023-A, 5.50% 1/1/2040	2,750	3,003
City of Chicago, G.O. Bonds (Chicago Works), Series 2023-A, 5.50% 1/1/2041	1,000	1,070
City of Chicago, G.O. Bonds (Chicago Works), Series 2023-A, 5.50% 1/1/2043	1,250	1,331
City of Chicago, G.O. Bonds, Capital Appreciation Bonds, Series 2008-C, 0% 1/1/2027	2,250	2,016
City of Chicago, G.O. Project and Rev. Ref. Bonds, Series 2017-A, 5.625% 1/1/2031	7,405	7,887
City of Chicago, G.O. Project and Rev. Ref. Bonds, Capital Appreciation Bonds, Series 2008-C, 0% 1/1/2031	2,420	1,774
City of Chicago, G.O. Rev. Ref. Bonds, Series 2015-C, 5.00% 1/1/2027	1,500	1,537
City of Chicago, G.O. Rev. Ref. Bonds, Series 2020-A, 5.00% 1/1/2027	9,600	10,062
City of Chicago, O'Hare International Airport, Customer Fac. Charge Rev. Bonds, Series 2013, 5.75% 1/1/2038	1,000	1,006
City of Chicago, O'Hare International Airport, Customer Fac. Charge Rev. Bonds, Series 2013, 5.75% 1/1/2043	4,250	4,276



# American High-Income Municipal Bond Fund (continued)

Bonds, notes & other debt instruments (continued)	Principal amount (000)	Value (000)
<b>Illinois (continued)</b>		
City of Chicago, O'Hare International Airport, General Airport Rev. Bonds, Series 2022-A, AMT, 4.50% 1/1/2048	USD3,700	\$ 3,663
City of Chicago, O'Hare International Airport, General Airport Rev. Bonds, Series 2017-D, 4.50% 1/1/2056	2,500	2,512
City of Chicago, O'Hare International Airport, General Airport Rev. Ref. Bonds, Series 2015-B, 5.00% 1/1/2024	2,000	2,013
City of Chicago, O'Hare International Airport, General Airport Rev. Ref. Bonds, Series 2015-A, AMT, 5.00% 1/1/2034	3,000	3,037
City of Chicago, O'Hare International Airport, Special Facs. Rev. Bonds (Trips Obligated Group), Series 2018, AMT, 5.00% 7/1/2048	6,250	6,258
City of Chicago, Sales Tax Rev. Ref. Bonds, Series 2002, 5.00% 1/1/2032 (preref. 1/1/2025)	145	148
City of Chicago, School Reform Board of Trustees of the Board of Education, Unlimited Tax G.O. Bonds (Dedicated Tax Rev.), Series 2012-A, 5.00% 12/1/2042	11,405	11,237
City of Chicago, School Reform Board of Trustees of the Board of Education, Unlimited Tax G.O. Bonds (Dedicated Tax Rev.), Series 2016-A, 7.00% 12/1/2044	24,300	25,473
City of Chicago, School Reform Board of Trustees of the Board of Education, Unlimited Tax G.O. Bonds (Dedicated Tax Rev.), Capital Appreciation Bonds, Series 1999-A, National insured, 0% 12/1/2024	2,190	2,072
City of Chicago, School Reform Board of Trustees of the Board of Education, Unlimited Tax G.O. Bonds (Dedicated Tax Rev.), Capital Appreciation Bonds, Series 1998-B-1, National insured, 0% 12/1/2025	310	282
City of Chicago, School Reform Board of Trustees of the Board of Education, Unlimited Tax G.O. Bonds (Dedicated Tax Rev.), Capital Appreciation Bonds, Series 1999-A, National insured, 0% 12/1/2025	4,630	4,206
City of Chicago, School Reform Board of Trustees of the Board of Education, Unlimited Tax G.O. Bonds (Dedicated Tax Rev.), Capital Appreciation Bonds, Series 1998-B-1, National insured, 0% 12/1/2029	5,165	3,977
City of Chicago, School Reform Board of Trustees of the Board of Education, Unlimited Tax G.O. Bonds (Dedicated Tax Rev.), Capital Appreciation Bonds, Series 1999-A, National insured, 0% 12/1/2029	6,920	5,328
City of Chicago, School Reform Board of Trustees of the Board of Education, Unlimited Tax G.O. Bonds (Dedicated Tax Rev.), Capital Appreciation Bonds, Series 1998-B-1, National insured, 0% 12/1/2031	9,780	6,881
City of Chicago, School Reform Board of Trustees of the Board of Education, Unlimited Tax G.O. Bonds (Dedicated Tax Rev.), Capital Appreciation Bonds, Series 1999-A, National insured, 0% 12/1/2031	8,005	5,632
City of Chicago, Transit Auth., Sales Tax Receipts Rev. Bonds, Series 2020-A, 4.00% 12/1/2050	1,000	917
City of Chicago, Transit Auth., Sales Tax Receipts Rev. Bonds, Series 2017, Assured Guaranty Municipal insured, 5.00% 12/1/2051	14,000	14,291
City of Chicago, Transit Auth., Sales Tax Receipts Rev. Bonds, Series 2020-A, 4.00% 12/1/2055	3,000	2,708
City of Chicago, Transit Auth., Sales Tax Receipts Rev. Bonds, Series 2022-A, 5.00% 12/1/2057	7,620	7,919
City of Chicago, Wastewater Transmission Rev. Bonds, Series 2014, 5.00% 1/1/2024	1,000	1,005
City of Chicago, Wastewater Transmission Rev. Bonds, Series 2017-A, 5.00% 1/1/2037	3,000	3,083
City of Chicago, Wastewater Transmission Rev. Bonds, Series 2023-B, Assured Guaranty Municipal insured, 5.25% 1/1/2048	365	397
City of Chicago, Wastewater Transmission Rev. Ref. Bonds, Capital Appreciation Bonds, Series 1998-A, National insured, 0% 1/1/2026	560	511
City of Chicago, Water Rev. Bonds, Series 2004, 5.00% 11/1/2023	2,575	2,583
City of Chicago, Water Rev. Bonds, Series 2004, 5.00% 11/1/2027	750	783
City of Chicago, Water Rev. Bonds, Series 2000, 5.00% 11/1/2028	1,000	1,044
City of Chicago, Water Rev. Bonds, Series 2000, 5.00% 11/1/2029	1,000	1,043
City of Chicago, Water Rev. Bonds, Series 2000, 5.00% 11/1/2030	700	733
City of Chicago, Water Rev. Bonds, Series 2016-A-1, 5.00% 11/1/2031	1,000	1,045
City of Chicago, Water Rev. Bonds, Series 2014, 5.00% 11/1/2033	6,200	6,303
City of Chicago, Water Rev. Bonds, Series 2023-B, Assured Guaranty Municipal insured, 5.25% 11/1/2048	500	547
City of Chicago, Water Rev. Ref. Bonds, Series 2014, 5.00% 11/1/2029	1,605	1,632
City of Chicago, Water Rev. Ref. Bonds, Series 2017-2, Assured Guaranty Municipal insured, 5.00% 11/1/2035	2,290	2,417
City of Chicago, Water Rev. Ref. Bonds, Series 2017-2, Assured Guaranty Municipal insured, 5.00% 11/1/2038	4,000	4,173
City of Chicago, Water Rev. Ref. Bonds, Series 2014, 5.00% 11/1/2044	500	504
Counties of Cook, DuPage, Kane, Lake, McHenry and Will, Regional Transportation Auth., G.O. Bonds, Series 2003-A, FGIC-National insured, 6.00% 7/1/2033	5,300	6,481
Counties of Cook, DuPage, Kane, Lake, McHenry and Will, Regional Transportation Auth., G.O. Bonds, Series 2004-A, Assured Guaranty Municipal insured, 5.75% 6/1/2034	2,000	2,419
Counties of Cook, DuPage, Kane, Lake, McHenry and Will, Regional Transportation Auth., G.O. Rev. Ref. Bonds, Series 1999, Assured Guaranty Municipal insured, 6.00% 6/1/2025	1,995	2,043
County of Cook, Community College Dist. No. 508 (City Colleges of Chicago), Unlimited Tax G.O. Bonds, Series 2013, 5.25% 12/1/2043	3,000	3,002
County of Cook, Community College Dist. No. 508 (City Colleges of Chicago), Unlimited Tax G.O. Bonds, Series 2017, BAM insured, 5.00% 12/1/2047	6,100	6,312
County of Cook, G.O. Rev. Ref. Bonds, Series 2016-A, Assured Guaranty Municipal insured, 5.00% 11/15/2031	1,250	1,312
County of DuPage, Special Service Area No. 31 (Monarch Landing Project), Special Tax Bonds, Series 2006, 5.625% 3/1/2036	3,670	3,637

# American High-Income Municipal Bond Fund (continued)

Bonds, notes & other debt instruments (continued)	Principal amount (000)	Value (000)
<b>Illinois (continued)</b>		
Fin. Auth., Charter School Rev. Ref. and Improvement Rev. Bonds (Chicago International Charter School Project), Series 2017, 5.00% 12/1/2037	USD2,030	\$ 2,053
Fin. Auth., Charter School Rev. Ref. and Improvement Rev. Bonds (Chicago International Charter School Project), Series 2017, 5.00% 12/1/2047	3,180	3,121
Fin. Auth., Graduate and Professional Student Loan Program Rev. Bonds (Midwestern University Foundation), Series 2021-A, AMT, 2.25% 7/1/2033	225	187
Fin. Auth., Rev. Bonds (DePaul University), Series 2016, 5.00% 10/1/2041	1,000	1,029
Fin. Auth., Rev. Bonds (Edward-Elmhurst Healthcare), Series 2017-A, 5.00% 1/1/2035 (preref. 1/1/2027)	3,750	3,995
Fin. Auth., Rev. Bonds (Friendship Village Schaumburg), Series 2017, 5.125% 2/15/2045 <sup>7</sup>	6,775	2,710
Fin. Auth., Rev. Bonds (Mercy Health Corp.), Series 2016, 5.00% 12/1/2034	3,600	3,718
Fin. Auth., Rev. Bonds (Mercy Health Corp.), Series 2016, 4.00% 12/1/2035	1,520	1,523
Fin. Auth., Rev. Bonds (Mercy Health Corp.), Series 2016, 5.00% 12/1/2040	13,000	13,172
Fin. Auth., Rev. Bonds (Mercy Health Corp.), Series 2016, 5.00% 12/1/2046	15,665	15,742
Fin. Auth., Rev. Bonds (Northshore University Healthsystem), Series 2020-A, 3.25% 8/15/2049	3,755	2,903
Fin. Auth., Rev. Bonds (OSF Healthcare System), Series 2015-A, 4.125% 11/15/2037	1,220	1,207
Fin. Auth., Rev. Bonds (OSF Healthcare System), Series 2020-A, 3.00% 5/15/2050	2,500	1,761
Fin. Auth., Rev. Bonds (Presbyterian Homes Obligated Group), Series 2016-A, 5.00% 11/1/2025	1,135	1,150
Fin. Auth., Rev. Bonds (Presbyterian Homes Obligated Group), Series 2016-A, 5.00% 5/1/2026	1,030	1,048
Fin. Auth., Rev. Bonds (Presbyterian Homes Obligated Group), Series 2016-A, 5.00% 11/1/2026	1,000	1,020
Fin. Auth., Rev. Bonds (Presbyterian Homes Obligated Group), Series 2016-A, 5.00% 11/1/2028	2,240	2,288
Fin. Auth., Rev. Bonds (Presbyterian Homes Obligated Group), Series 2016-A, 5.00% 11/1/2030	1,500	1,535
Fin. Auth., Rev. Bonds (Presbyterian Homes Obligated Group), Series 2016-A, 5.00% 11/1/2031	1,645	1,681
Fin. Auth., Rev. Bonds (Presbyterian Homes Obligated Group), Series 2021-A, 4.00% 5/1/2035	1,385	1,324
Fin. Auth., Rev. Bonds (Presbyterian Homes Obligated Group), Series 2021-A, 4.00% 5/1/2050	2,290	1,866
Fin. Auth., Rev. Bonds (Presence Health Network), Series 2016-C, 3.75% 2/15/2034	250	252
Fin. Auth., Rev. Bonds (Presence Health Network), Series 2016-C, 5.00% 2/15/2034	1,265	1,335
Fin. Auth., Rev. Bonds (Presence Health Network), Series 2016-C, 5.00% 2/15/2036	1,250	1,311
Fin. Auth., Rev. Bonds (Presence Health Network), Series 2016-C, 4.00% 2/15/2041	2,150	2,091
Fin. Auth., Rev. Bonds (Presence Health Network), Series 2016-C, 4.00% 2/15/2041 (preref. 2/15/2027)	80	82
Fin. Auth., Rev. Bonds (Presence Health Network), Series 2016-C, 4.00% 2/15/2041 (preref. 2/15/2027)	5	5
Fin. Auth., Rev. Bonds (Rosalind Franklin University Research Building Project), Series 2017-C, 5.00% 8/1/2046	900	887
Fin. Auth., Rev. Bonds (Rosalind Franklin University Research Building Project), Series 2017-C, 5.00% 8/1/2049	1,250	1,227
Fin. Auth., Rev. Bonds (Rush University Medical Center Obligated Group), Series 2015-A, 5.00% 11/15/2032	1,100	1,127
Fin. Auth., Rev. Bonds (Rush University Medical Center Obligated Group), Series 2015-A, 5.00% 11/15/2038	1,500	1,517
Fin. Auth., Rev. Bonds (Swedish Covenant Hospital), Series 2016-A, 5.00% 8/15/2032 (preref. 8/15/2026)	2,000	2,108
Fin. Auth., Rev. Bonds (Swedish Covenant Hospital), Series 2016-A, 5.00% 8/15/2033 (preref. 8/15/2026)	2,000	2,108
Fin. Auth., Rev. Bonds (Swedish Covenant Hospital), Series 2016-A, 5.00% 8/15/2037 (preref. 8/15/2026)	1,800	1,897
Fin. Auth., Rev. Bonds (The Carle Foundation), Series 2021-A, 3.00% 8/15/2048	1,350	1,003
Fin. Auth., Rev. Ref. Bonds (Anne & Robert H. Lurie Children's Hospital), Series 2017, 5.00% 8/15/2034	1,000	1,058
Fin. Auth., Rev. Ref. Bonds (Benedictine University), Series 2017, 5.00% 10/1/2026	1,065	1,067
Fin. Auth., Rev. Ref. Bonds (Benedictine University), Series 2021, 5.00% 10/1/2028	1,000	1,009
Fin. Auth., Rev. Ref. Bonds (Benedictine University), Series 2017, 5.00% 10/1/2030	1,900	1,919
Fin. Auth., Rev. Ref. Bonds (Benedictine University), Series 2021, 4.00% 10/1/2032	1,050	980
Fin. Auth., Rev. Ref. Bonds (Benedictine University), Series 2017, 5.00% 10/1/2033	3,000	3,032
Fin. Auth., Rev. Ref. Bonds (Benedictine University), Series 2021, 4.00% 10/1/2038	315	268
Fin. Auth., Rev. Ref. Bonds (Benedictine University), Series 2017, 5.00% 10/1/2038	7,805	7,606
Fin. Auth., Rev. Ref. Bonds (Christian Homes, Inc.), Series 2016, 5.00% 5/15/2031	1,875	1,715
Fin. Auth., Rev. Ref. Bonds (Christian Homes, Inc.), Series 2016, 5.00% 5/15/2036	1,000	846
Fin. Auth., Rev. Ref. Bonds (Dominican University), Series 2022, 5.00% 3/1/2047	1,100	1,052
Fin. Auth., Rev. Ref. Bonds (Dominican University), Series 2022, 5.00% 3/1/2052	1,080	1,012
Fin. Auth., Rev. Ref. Bonds (Northwestern Memorial Healthcare), Series 2021-A, 4.00% 7/15/2039	830	831
Fin. Auth., Rev. Ref. Bonds (Northwestern Memorial Healthcare), Series 2021-A, 3.00% 7/15/2040	5,000	4,259
Fin. Auth., Rev. Ref. Bonds (OSF Healthcare System), Series 2015-A, 5.00% 11/15/2035	2,575	2,632
Fin. Auth., Rev. Ref. Bonds (OSF Healthcare System), Series 2018-A, 4.125% 5/15/2047	2,000	1,881
Fin. Auth., Rev. Ref. Bonds (Silver Cross Hospital and Medical Centers), Series 2015-C, 5.00% 8/15/2035	3,950	4,028
Fin. Auth., Rev. Ref. Bonds (Silver Cross Hospital and Medical Centers), Series 2015-C, 4.125% 8/15/2037	8,710	8,273
Fin. Auth., Rev. Ref. Bonds (Silver Cross Hospital and Medical Centers), Series 2015-C, 5.00% 8/15/2044	6,400	6,406
Fin. Auth., Student Housing and Academic Fac. Rev. Bonds (CHF-Chicago, LLC - University of Illinois at Chicago Project), Series 2017-A, 5.00% 2/15/2047	2,365	2,222
Fin. Auth., Student Housing Rev. Bonds (CHF-Cook, LLC - Northeastern Illinois University Project), Series 2015-A, 5.00% 7/1/2024	815	809
Fin. Auth., Student Housing Rev. Bonds (CHF-Cook, LLC - Northeastern Illinois University Project), Series 2015-A, 5.00% 7/1/2025	730	719

# American High-Income Municipal Bond Fund (continued)

Bonds, notes & other debt instruments (continued)	Principal amount (000)	Value (000)
<b>Illinois (continued)</b>		
Fin. Auth., Student Housing Rev. Bonds (CHF-Cook, LLC - Northeastern Illinois University Project), Series 2015-A, 5.00% 7/1/2030	USD3,965	\$ 3,806
Fin. Auth., Student Housing Rev. Bonds (CHF-Cook, LLC - Northeastern Illinois University Project), Series 2015-A, 5.00% 7/1/2035	3,800	3,495
Fin. Auth., Student Housing Rev. Bonds (CHF-Cook, LLC - Northeastern Illinois University Project), Series 2015-A, 5.00% 7/1/2047	13,500	11,115
G.O. Bonds, Series 2017-A, 5.00% 12/1/2023	2,500	2,511
G.O. Bonds, Series 2017-D, BAM insured, 5.00% 11/1/2024	5,000	5,087
G.O. Bonds, Series 2016, 5.00% 11/1/2027	3,065	3,210
G.O. Bonds, Series 2021-B, 4.00% 1/1/2029 <sup>2</sup>	9,558	9,629
G.O. Bonds, Series 2021-B, 4.00% 1/1/2030 <sup>2</sup>	7,710	7,748
G.O. Bonds, Series 2016, Assured Guaranty Municipal insured, 5.00% 1/1/2030	2,000	2,068
G.O. Bonds, Series 2022-A, 5.00% 3/1/2030	3,000	3,299
G.O. Bonds, Series 2016, 5.00% 11/1/2033	1,000	1,034
G.O. Bonds, Series 2021-B, 4.00% 1/1/2034 <sup>2</sup>	1,609	1,604
G.O. Bonds, Series 2019-B, 4.00% 11/1/2034	1,190	1,205
G.O. Bonds, Series 2021-B, 4.00% 1/1/2035 <sup>2</sup>	1,664	1,646
G.O. Bonds, Series 2021-B, 4.00% 1/1/2035 <sup>2</sup>	1,511	1,495
G.O. Bonds, Series 2020-B, 4.00% 10/1/2035	1,000	1,008
G.O. Bonds, Series 2016, 4.00% 6/1/2036	2,545	2,513
G.O. Bonds, Series 2023-B, 5.00% 5/1/2037	2,500	2,708
G.O. Bonds, Series 2014, 5.00% 2/1/2039	5,475	5,491
G.O. Bonds, Series 2014, 5.00% 5/1/2039	1,000	1,004
G.O. Bonds, Series 2019-C, 4.00% 11/1/2040	500	487
G.O. Bonds, Series 2021-B, 3.00% 12/1/2040	7,140	5,769
G.O. Bonds, Series 2021-A, 4.00% 3/1/2041	2,750	2,660
G.O. Bonds, Series 2021-B, 3.00% 12/1/2041	5,000	3,979
G.O. Bonds, Series 2022-A, 5.50% 3/1/2042	2,650	2,920
G.O. Bonds, Series 2019-C, 4.00% 11/1/2042	2,305	2,208
G.O. Bonds, Series 2019-C, 4.00% 11/1/2044	3,235	3,063
G.O. Bonds, Series 2020-C, 4.25% 10/1/2045	2,000	1,963
G.O. Rev. Ref. Bonds, Series 2018-A, 5.00% 10/1/2023	3,290	3,297
G.O. Rev. Ref. Bonds, Series 2012, 4.00% 8/1/2025	405	405
G.O. Rev. Ref. Bonds, Series 2016, 5.00% 2/1/2026	1,000	1,037
G.O. Rev. Ref. Bonds, Series 2016, Assured Guaranty Municipal insured, 4.00% 2/1/2030	60	61
Housing Dev. Auth., Homeowner Mortgage Rev. Bonds, Series 2016-B, AMT, 3.50% 8/1/2046	250	245
Housing Dev. Auth., Housing Rev. Green Bonds, Series 2021-B, 3.00% 4/1/2051	2,595	2,493
Housing Dev. Auth., Rev. Bonds, Series 2021-A, 3.00% 4/1/2051	815	785
Housing Dev. Auth., Rev. Bonds, Series 2021-D, 3.00% 10/1/2051	6,615	6,350
Board of Trustees of Illinois State University, Auxiliary Facs. System Rev. Bonds, Series 2016, Assured Guaranty Municipal insured, 5.00% 4/1/2025	1,000	1,025
Board of Trustees of Illinois State University, Auxiliary Facs. System Rev. Bonds, Series 2018-B, Assured Guaranty Municipal insured, 5.00% 4/1/2026	620	648
Board of Trustees of Illinois State University, Auxiliary Facs. System Rev. Bonds, Series 2018-B, Assured Guaranty Municipal insured, 5.00% 4/1/2031	780	843
Board of Trustees of Illinois State University, Auxiliary Facs. System Rev. Bonds, Series 2018-A, Assured Guaranty Municipal insured, 5.00% 4/1/2035	750	808
Village of Lincolnshire, Special Service Area No. 1 (Sedgebrook Project), Special Tax Bonds, Series 2004, 6.25% 3/1/2034	1,178	1,179
Village of Matteson, Tax Increment Limited Obligation Rev. Bonds, Series 2015, 6.50% 12/1/2035	1,205	1,256
Metropolitan Pier and Exposition Auth., Dedicated State Tax Rev. Bonds, Capital Appreciation Bonds, Series 1994, BAM insured, 0% 6/15/2028	3,185	2,656
Metropolitan Pier and Exposition Auth., Dedicated State Tax Rev. Bonds, Capital Appreciation Bonds, Series 2002-A, National insured, 0% 6/15/2030	2,600	2,000
Metropolitan Pier and Exposition Auth., Dedicated State Tax Rev. Bonds, Capital Appreciation Bonds, Series 2002-A, National insured, 0% 6/15/2030 (escrowed to maturity)	130	105
Metropolitan Pier and Exposition Auth., Dedicated State Tax Rev. Bonds, Capital Appreciation Bonds, Series 2002-A, National insured, 0% 6/15/2037	3,000	1,673
Metropolitan Pier and Exposition Auth., McCormick Place Expansion Project Bonds, Capital Appreciation Bonds, Series 2002-A, National insured, 0% 12/15/2032	6,860	4,790
Metropolitan Pier and Exposition Auth., McCormick Place Expansion Project Bonds, Capital Appreciation Bonds, Series 2002-A, National insured, 0% 12/15/2033	10,715	7,185

# American High-Income Municipal Bond Fund (continued)

Bonds, notes & other debt instruments (continued)	Principal amount (000)	Value (000)
<b>Illinois (continued)</b>		
Metropolitan Pier and Exposition Auth., McCormick Place Expansion Project Bonds, Capital Appreciation Bonds, Series 2002-A, National insured, 0% 12/15/2034	USD14,785	\$ 9,464
Metropolitan Pier and Exposition Auth., McCormick Place Expansion Project Bonds, Capital Appreciation Bonds, Series 2002-A, National insured, 0% 12/15/2035	1,115	676
Metropolitan Pier and Exposition Auth., McCormick Place Expansion Project Bonds, Capital Appreciation Bonds, Series 2002-A, National insured, 0% 6/15/2038	5,280	2,774
Metropolitan Pier and Exposition Auth., McCormick Place Expansion Project Bonds, Capital Appreciation Bonds, Series 2002-A, National insured, 0% 12/15/2039	3,800	1,844
Metropolitan Pier and Exposition Auth., McCormick Place Expansion Project Bonds, Capital Appreciation Bonds, Series 2012-B, 0% 12/15/2051	30,490	7,825
Metropolitan Pier and Exposition Auth., McCormick Place Expansion Project Rev. Bonds, Series 2002-A, Assured Guaranty Municipal insured, 5.50% 12/15/2023	125	126
Metropolitan Pier and Exposition Auth., McCormick Place Expansion Project Rev. Bonds, Series 2020-B, 5.00% 6/15/2042	4,525	4,671
Metropolitan Pier and Exposition Auth., McCormick Place Expansion Project Rev. Bonds, Series 2015-A, 5.00% 6/15/2053	2,000	2,019
Metropolitan Pier and Exposition Auth., McCormick Place Expansion Project Rev. Ref. Bonds, Series 2022-A, 3.00% 6/15/2025	1,085	1,065
Metropolitan Pier and Exposition Auth., McCormick Place Expansion Project Rev. Ref. Bonds, Series 2015-B, 5.00% 12/15/2035	3,000	3,076
Metropolitan Pier and Exposition Auth., McCormick Place Expansion Project Rev. Ref. Bonds, Series 2015-B, 5.00% 12/15/2040	3,000	3,048
Metropolitan Pier and Exposition Auth., McCormick Place Expansion Project Rev. Ref. Bonds, Series 2022-A, 4.00% 12/15/2042	10,055	9,726
Metropolitan Pier and Exposition Auth., McCormick Place Expansion Project Rev. Ref. Bonds, Series 2022-A, 4.00% 12/15/2047	2,560	2,388
Metropolitan Pier and Exposition Auth., McCormick Place Expansion Project Rev. Ref. Bonds, Series 2020-A, 4.00% 6/15/2050	17,690	16,282
Metropolitan Pier and Exposition Auth., McCormick Place Expansion Project Rev. Ref. Bonds, Series 2020-A, 5.00% 6/15/2050	8,600	8,729
Metropolitan Pier and Exposition Auth., McCormick Place Expansion Project Rev. Ref. Bonds, Series 2022-A, 4.00% 6/15/2052	11,570	10,557
Metropolitan Pier and Exposition Auth., McCormick Place Expansion Project Rev. Ref. Bonds, Series 2017-A, 5.00% 6/15/2057	6,500	6,563
Metropolitan Pier and Exposition Auth., McCormick Place Expansion Project Rev. Ref. Bonds, Capital Appreciation Bonds, Series 1996-A, National insured, 0% 6/15/2025	2,535	2,355
Metropolitan Pier and Exposition Auth., McCormick Place Expansion Project Rev. Ref. Bonds, Capital Appreciation Bonds, Series 2010-B-1, Assured Guaranty Municipal insured, 0% 6/15/2027	3,650	3,161
Metropolitan Pier and Exposition Auth., McCormick Place Expansion Project Rev. Ref. Bonds, Capital Appreciation Bonds, Series 2002-A, National insured, 0% 12/15/2031	2,700	1,961
Metropolitan Pier and Exposition Auth., McCormick Place Expansion Project Rev. Ref. Bonds, Capital Appreciation Bonds, Series 2022-A, 0% 6/15/2037	1,390	769
Metropolitan Pier and Exposition Auth., McCormick Place Expansion Project Rev. Ref. Bonds, Capital Appreciation Bonds, Series 2022-A, 0% 12/15/2037	2,340	1,254
Metropolitan Pier and Exposition Auth., McCormick Place Expansion Project Rev. Ref. Bonds, Capital Appreciation Bonds, Series 2022-A, 0% 6/15/2039	1,595	788
Metropolitan Pier and Exposition Auth., McCormick Place Expansion Project Rev. Ref. Bonds, Capital Appreciation Bonds, Series 2022-A, 0% 12/15/2039	1,750	845
Metropolitan Pier and Exposition Auth., McCormick Place Expansion Project Rev. Ref. Bonds, Capital Appreciation Bonds, Series 2022-A, 0% 6/15/2040	1,650	772
Metropolitan Pier and Exposition Auth., McCormick Place Expansion Project Rev. Ref. Bonds, Capital Appreciation Bonds, Series 2022-A, 0% 12/15/2040	2,850	1,304
Metropolitan Pier and Exposition Auth., McCormick Place Expansion Project Rev. Ref. Bonds, Capital Appreciation Bonds, Series 2022-A, 0% 12/15/2041	1,900	824
Metropolitan Pier and Exposition Auth., McCormick Place Expansion Project Rev. Ref. Bonds, Capital Appreciation Bonds, Series 2010-B-1, Assured Guaranty Municipal insured, 0% 6/15/2043	3,800	1,569
Metropolitan Pier and Exposition Auth., McCormick Place Expansion Project Rev. Ref. Bonds, Capital Appreciation Bonds, Series 2010-B-1, Assured Guaranty Municipal insured, 0% 6/15/2044	10,445	4,093
Metropolitan Pier and Exposition Auth., McCormick Place Expansion Project Rev. Ref. Bonds, Capital Appreciation Bonds, Series 2017-B, 0% 12/15/2054	24,500	5,398
Metropolitan Pier and Exposition Auth., McCormick Place Expansion Project Rev. Ref. Bonds, Capital Appreciation Bonds, Series 2017-B, BAM insured, 0% 12/15/2054	11,785	2,719

# American High-Income Municipal Bond Fund (continued)

Bonds, notes & other debt instruments (continued)	Principal amount (000)	Value (000)
<b>Illinois (continued)</b>		
Metropolitan Pier and Exposition Auth., McCormick Place Expansion Project Rev. Ref. Bonds, Capital Appreciation Bonds, Series 2017-A, Assured Guaranty Municipal insured, 0% 12/15/2056	USD28,200	\$5,925
Metropolitan Pier and Exposition Auth., McCormick Place Expansion Project Rev. Ref. Bonds, Capital Appreciation Bonds, Series 2017-A, 0% 12/15/2056	22,000	4,373
Board of Trustees of Northern Illinois University, Auxiliary Facs. System Rev. Ref. Bonds, Series 2020-B, BAM insured, 4.00% 4/1/2035	1,075	1,081
Board of Trustees of Northern Illinois University, Auxiliary Facs. System Rev. Ref. Bonds, Series 2020-B, BAM insured, 4.00% 4/1/2036	2,175	2,164
Board of Trustees of Northern Illinois University, Auxiliary Facs. System Rev. Ref. Bonds, Series 2020-B, BAM insured, 4.00% 4/1/2037	1,650	1,621
Board of Trustees of Northern Illinois University, Auxiliary Facs. System Rev. Ref. Bonds, Series 2020-B, BAM insured, 4.00% 4/1/2038	1,850	1,799
Board of Trustees of Northern Illinois University, Auxiliary Facs. System Rev. Ref. Bonds, Series 2020-B, BAM insured, 4.00% 4/1/2039	2,520	2,438
Board of Trustees of Northern Illinois University, Auxiliary Facs. System Rev. Ref. Bonds, Series 2021, BAM insured, 4.00% 10/1/2039	405	392
Board of Trustees of Northern Illinois University, Auxiliary Facs. System Rev. Ref. Bonds, Series 2020-B, BAM insured, 4.00% 4/1/2040	1,975	1,878
Board of Trustees of Northern Illinois University, Auxiliary Facs. System Rev. Ref. Bonds, Series 2020-B, BAM insured, 4.00% 4/1/2041	2,350	2,216
Board of Trustees of Northern Illinois University, Auxiliary Facs. System Rev. Ref. Bonds, Series 2021, BAM insured, 4.00% 10/1/2041	385	363
Sales Tax Securitization Corp., Sales Tax Securitization Bonds, Series 2020-A, BAM insured, 4.00% 1/1/2038	2,000	2,002
Sales Tax Securitization Corp., Sales Tax Securitization Rev. Ref. Bonds, Series 2023-C, 5.00% 1/1/2035	870	967
Board of Trustees of Southern Illinois University, Housing and Auxiliary Facs. System Rev. Bonds, Capital Appreciation Bonds, Series 1999-A, National insured, 0% 4/1/2025	230	213
Board of Trustees of Southern Illinois University, Housing and Auxiliary Facs. System Rev. Bonds, Capital Appreciation Bonds, Series 1999-A, National insured, 0% 4/1/2029	1,325	1,037
Southwestern Illinois Dev. Auth., Health Fac. Rev. Bonds (Hospital Sisters Services, Inc. Obligated Group), Series 2017-A, 5.00% 2/15/2028	550	582
Southwestern Illinois Dev. Auth., Health Fac. Rev. Bonds (Memorial Group, Inc.), Series 2013, 7.625% 11/1/2048 (preref. 11/1/2023)	3,000	3,029
Sports Facs. Auth., Sports Facs. Rev. Ref. Bonds (State Tax Supported), Series 2019, 5.00% 6/15/2028	1,000	1,026
Sports Facs. Auth., Sports Facs. Rev. Ref. Bonds (State Tax Supported), Series 2019, 5.00% 6/15/2029	2,000	2,055
Sports Facs. Auth., Sports Facs. Rev. Ref. Bonds (State Tax Supported), Series 2019, BAM insured, 5.00% 6/15/2030	2,250	2,373
Sports Facs. Auth., Sports Facs. Rev. Ref. Bonds (State Tax Supported), Series 2014, Assured Guaranty Municipal insured, 5.25% 6/15/2030	6,000	6,067
Sports Facs. Auth., Sports Facs. Rev. Ref. Bonds (State Tax Supported), Series 2014, Assured Guaranty Municipal insured, 5.25% 6/15/2031	2,550	2,579
Sports Facs. Auth., Sports Facs. Rev. Ref. Bonds (State Tax Supported), Series 2014, Assured Guaranty Municipal insured, 5.25% 6/15/2032	1,405	1,420
Sports Facs. Auth., Sports Facs. Rev. Ref. Bonds (State Tax Supported), Capital Appreciation Bonds, Series 2001, AMBAC insured, 0% 6/15/2025	600	552
Sports Facs. Auth., Sports Facs. Rev. Ref. Bonds (State Tax Supported), Capital Appreciation Bonds, Series 2001, AMBAC insured, 0% 6/15/2026	965	849
Toll Highway Auth., Toll Highway Rev. Bonds, Series 2015-B, 5.00% 1/1/2040	3,000	3,087
Toll Highway Auth., Toll Highway Rev. Bonds, Series 2019-A, 5.00% 1/1/2044	1,500	1,583
Board of Trustees of the University of Illinois, Auxiliary Facs. System Rev. Bonds, Series 2014-A, 5.00% 4/1/2024	480	485
Board of Trustees of the University of Illinois, Auxiliary Facs. System Rev. Ref. Bonds, Series 2016-A, 4.00% 4/1/2034	2,160	2,120
Village of Volo, Special Service Area No. 17, Special Tax Bonds, Series 2017, 5.50% 3/1/2047	1,210	1,205
Village of Volo, Special Service Areas Nos. 3 and 6 (Symphony Meadows / Lancaster Falls Projects), Special Tax Rev. Ref. Bonds, Series 2016, Assured Guaranty Municipal insured, 3.125% 3/1/2027	1,128	1,123
Village of Volo, Special Service Areas Nos. 3 and 6 (Symphony Meadows / Lancaster Falls Projects), Special Tax Rev. Ref. Bonds, Series 2016, Assured Guaranty Municipal insured, 5.00% 3/1/2034	4,987	5,101



# American High-Income Municipal Bond Fund (continued)

Bonds, notes & other debt instruments (continued)	Principal amount (000)	Value (000)
<b>Illinois (continued)</b>		
Village of Volo, Special Service Areas Nos. 3 and 6 (Symphony Meadows / Lancaster Falls Projects), Special Tax Rev. Ref. Bonds, Series 2016, Assured Guaranty Municipal insured, 4.00% 3/1/2036	USD1,241	\$ 1,250
United City of Yorkville, Special Service Area Nos. 2005-108 and 2005-109, Special Tax Rev. Ref. Bonds, Series 2016, Assured Guaranty Municipal insured, 5.00% 3/1/2032	4,310	4,449
United City of Yorkville, Special Service Area Nos. 2005-108 and 2005-109, Special Tax Rev. Ref. Bonds, Series 2016, Assured Guaranty Municipal insured, 4.00% 3/1/2036	7,500	7,555
		<u>926,134</u>
<b>Indiana 1.27%</b>		
Fin. Auth., Educational Facs. Rev. Bonds (Seven Oaks Classical School Project), Series 2021-A, 5.00% 6/1/2041	850	751
Fin. Auth., Educational Facs. Rev. Bonds (Seven Oaks Classical School Project), Series 2021-A, 5.00% 6/1/2051	625	521
Fin. Auth., Educational Facs. Rev. Bonds (Seven Oaks Classical School Project), Series 2021-A, 5.00% 6/1/2056	550	447
Fin. Auth., Environmental Facs. Rev. Ref. Bonds (Indianapolis Power & Light Co. Project), Series 2021-A, 1.40% 8/1/2029	2,000	1,744
Fin. Auth., Environmental Improvement Rev. Bonds (U.S. Steel Corp. Project), Series 2020-A, AMT, 6.75% 5/1/2039	7,550	8,545
Fin. Auth., Environmental Improvement Rev. Ref. Bonds (U.S. Steel Corp. Project), Series 2021-A, 4.125% 12/1/2026	7,200	7,145
Fin. Auth., Health Facs. Rev. Bonds (Good Samaritan Hospital Project), Series 2016-A, 5.50% 4/1/2041	2,000	2,039
Fin. Auth., Hospital Rev. Bonds (Goshen Health), Series 2019-A, 4.00% 11/1/2043	2,000	1,798
Fin. Auth., Hospital Rev. Bonds (Marion General Hospital), Series 2020-A, 4.00% 7/1/2050	15,000	13,960
Fin. Auth., Hospital Rev. Ref. Bonds (Methodist Hospitals, Inc.), Series 2014-A, 5.00% 9/15/2026	2,000	2,024
Fin. Auth., Hospital Rev. Ref. Bonds (Methodist Hospitals, Inc.), Series 2014-A, 5.00% 9/15/2028	2,500	2,528
Fin. Auth., Hospital Rev. Ref. Bonds (Methodist Hospitals, Inc.), Series 2014-A, 5.00% 9/15/2029	1,000	1,010
Fin. Auth., Midwestern Disaster Relief Rev. Bonds (Ohio Valley Electric Corp. Project), Series 2012-B, 3.00% 11/1/2030	9,005	8,269
Fin. Auth., Midwestern Disaster Relief Rev. Bonds (Ohio Valley Electric Corp. Project), Series 2012-A, 4.25% 11/1/2030	12,240	12,335
Fin. Auth., Pollution Control Rev. Bonds (Ohio Valley Electric Corp. Project), Series 2010-B, 2.50% 11/1/2030	7,820	6,940
Fin. Auth., Pollution Control Rev. Bonds (Ohio Valley Electric Corp. Project), Series 2010-A, 3.00% 11/1/2030	3,000	2,755
Fin. Auth., Rev. Bonds (BHI Senior Living Obligated Group), Series 2018-A, 5.00% 11/15/2033	2,410	2,361
Fin. Auth., Rev. Bonds (BHI Senior Living Obligated Group), Series 2018-A, 5.00% 11/15/2038	2,395	2,284
Fin. Auth., Rev. Bonds (BHI Senior Living Obligated Group), Series 2018-A, 5.00% 11/15/2043	4,325	4,012
Fin. Auth., Rev. Bonds (BHI Senior Living Obligated Group), Series 2016-A, 5.25% 11/15/2046	7,350	6,935
Fin. Auth., Rev. Bonds (BHI Senior Living Obligated Group), Series 2018-A, 5.00% 11/15/2048	4,500	4,042
Fin. Auth., Rev. Bonds (Greencroft Obligated Group), Series 2013-A, 5.75% 11/15/2028	255	256
Fin. Auth., Rev. Bonds (Greencroft Obligated Group), Series 2013-A, 6.50% 11/15/2033	215	216
Fin. Auth., Rev. Bonds (Greencroft Obligated Group), Series 2021-A, 4.00% 11/15/2043	4,955	3,706
Fin. Auth., Rev. Bonds (Greencroft Obligated Group), Series 2013-A, 7.00% 11/15/2043	3,710	3,738
Fin. Auth., Rev. Bonds (Greencroft Obligated Group), Series 2021-A, 4.00% 11/15/2051	3,250	2,230
Fin. Auth., Rev. Ref. Bonds (BHI Senior Living Obligated Group), Series 2021-A, 4.00% 11/15/2041	9,700	7,804
Fin. Auth., Rev. Ref. Bonds (Greencroft Obligated Group), Series 2023-A, 4.00% 11/15/2037	9,605	7,695
Gary/Chicago International Airport Auth., Airport Dev. Zone Rev. Bonds, Series 2014, AMT, 5.25% 2/1/2034	1,000	1,007
Gary/Chicago International Airport Auth., Airport Dev. Zone Rev. Bonds, Series 2014, AMT, 5.00% 2/1/2039	2,500	2,507
Housing and Community Dev. Auth., Single Family Mortgage Rev. Bonds, Series 2016-A-2, AMT, 3.50% 7/1/2038	215	212
Housing and Community Dev. Auth., Single Family Mortgage Rev. Bonds, Series 2021-B, 3.00% 7/1/2050	815	784
Indiana Secondary Market for Education Loans, Inc., Student Loan Program Rev. Bonds, Series 2022-1A, AMT, 5.00% 6/1/2030	375	398
Indiana Secondary Market for Education Loans, Inc., Student Loan Program Rev. Bonds, Series 2022-1A, AMT, 5.00% 6/1/2031	375	400
Indiana Secondary Market for Education Loans, Inc., Student Loan Program Rev. Bonds, Series 2022-1A, AMT, 4.50% 6/1/2039	2,065	2,060
City of Valparaiso, Exempt Facs. Rev. Bonds (Pratt Paper (IN), LLC Project), Series 2013, AMT, 7.00% 1/1/2044	3,080	3,119
City of Whiting, Environmental Facs. Rev. Bonds (BP Products North America, Inc. Project), Series 2021, AMT, 3.00% 11/1/2051	14,915	10,768
		<u>139,345</u>

# American High-Income Municipal Bond Fund (continued)

Bonds, notes & other debt instruments (continued)	Principal amount (000)	Value (000)
<b>Iowa 0.84%</b>		
Fin. Auth., Midwestern Disaster Area Rev. Ref. Bonds (Iowa Fertilizer Co. Project), Series 2022, 4.00% 12/1/2050 (put 12/1/2032)	USD500	\$ 491
Fin. Auth., Midwestern Disaster Area Rev. Ref. Bonds (Iowa Fertilizer Co. Project), Series 2022, 5.00% 12/1/2050 (put 12/1/2042)	14,000	14,292
Fin. Auth., Midwestern Disaster Area Rev. Ref. Bonds (Iowa Fertilizer Co. Project), Series 2022, 5.00% 12/1/2050	10,960	11,090
Fin. Auth., Rev. Bonds (Lifespace Communities, Inc.), Series 2018-A, 4.125% 5/15/2038	1,305	977
Fin. Auth., Rev. Bonds (Lifespace Communities, Inc.), Series 2016-A, 5.00% 5/15/2041	3,385	2,699
Fin. Auth., Rev. Bonds (Lifespace Communities, Inc.), Series 2018-A, 5.00% 5/15/2043	8,350	6,538
Fin. Auth., Rev. Bonds (Lifespace Communities, Inc.), Series 2016-A, 5.00% 5/15/2047	9,605	7,224
Fin. Auth., Rev. Bonds (Lifespace Communities, Inc.), Series 2018-A, 5.00% 5/15/2048	6,470	4,823
Fin. Auth., Rev. Bonds (Lifespace Communities, Inc.), Series 2021-A, 4.00% 5/15/2053	3,500	2,104
Fin. Auth., Rev. Bonds (Lifespace Communities, Inc.), Series 2019-A-1, 5.00% 5/15/2055	4,865	3,479
Fin. Auth., Senior Housing Rev. Bonds (Northcrest, Inc. Project), Series 2018-A, 5.00% 3/1/2028	360	358
Fin. Auth., Senior Housing Rev. Bonds (Northcrest, Inc. Project), Series 2018-A, 5.00% 3/1/2033	1,000	971
Fin. Auth., Senior Housing Rev. Bonds (Northcrest, Inc. Project), Series 2018-A, 5.00% 3/1/2038	1,125	1,039
Fin. Auth., Single Family Mortgage Bonds (Mortgage-Backed Securities Program), Series 2021-B, 3.00% 7/1/2051	1,440	1,385
PEFA, Inc., Gas Project Rev. Bonds, Series 2019, 5.00% 9/1/2049 (put 9/1/2026)	2,230	2,271
Student Loan Liquidity Corp., Student Loan Rev. Bonds, Series 2019-B, AMT, 3.00% 12/1/2039	445	422
Student Loan Liquidity Corp., Student Loan Rev. Bonds, Series 2019-C, AMT, 3.50% 12/1/2044	6,950	5,679
Tobacco Settlement Auth., Tobacco Settlement Asset-Backed Bonds, Capital Appreciation Bonds, Series 2021-B-2, 0% 6/1/2065	225,970	26,178
		<u>92,020</u>
<b>Kansas 0.64%</b>		
City of Lenexa, Health Care Fac. Rev. Bonds (Lakeview Village, Inc. Project), Series 2018-A, 5.00% 5/15/2027	750	755
City of Lenexa, Health Care Fac. Rev. Bonds (Lakeview Village, Inc. Project), Series 2018-A, 5.00% 5/15/2029	1,205	1,210
City of Lenexa, Health Care Fac. Rev. Bonds (Lakeview Village, Inc. Project), Series 2018-A, 5.00% 5/15/2031	1,330	1,329
City of Lenexa, Health Care Fac. Rev. Bonds (Lakeview Village, Inc. Project), Series 2018-A, 5.00% 5/15/2039	5,660	5,346
City of Lenexa, Health Care Fac. Rev. Bonds (Lakeview Village, Inc. Project), Series 2017-A, 5.00% 5/15/2043	4,050	3,734
City of Manhattan, Health Care Facs. Rev. Bonds (Meadowlark Hills), Series 2022-B-1, 2.875% 6/1/2028	750	695
City of Manhattan, Health Care Facs. Rev. Bonds (Meadowlark Hills), Series 2021-A, 4.00% 6/1/2028	300	282
City of Manhattan, Health Care Facs. Rev. Bonds (Meadowlark Hills), Series 2021-A, 4.00% 6/1/2036	2,800	2,339
City of Manhattan, Health Care Facs. Rev. Bonds (Meadowlark Hills), Series 2021-A, 4.00% 6/1/2046	3,360	2,434
City of Manhattan, Health Care Facs. Rev. Bonds (Meadowlark Hills), Series 2022-A, 4.00% 6/1/2052	6,210	4,278
City of Overland Park, Special Obligation Sales Tax Rev. Bonds (Bluhawk Star Bond Project), Series 2022-A, 6.00% 11/15/2034 <sup>2</sup>	2,420	2,499
City of Prairie Village, Special Obligation Tax Increment Rev. Ref. Bonds (Meadowbrook TIF Project), Series 2021, 2.875% 4/1/2030	625	559
Unified Government of Wyandotte County, Special Obligation Improvement Rev. Ref. Bonds (Wyandotte Plaza Redev. Project), Series 2016, 4.00% 12/1/2028	185	174
Unified Government of Wyandotte County, Special Obligation Improvement Rev. Ref. Bonds (Wyandotte Plaza Redev. Project), Series 2016, 5.00% 12/1/2034	2,125	2,016
Unified Government of Wyandotte County, Special Obligation Rev. Bonds (Vacation Village Project Area 1 and 2A), Series 2015-A, 5.75% 9/1/2032	4,315	3,599
Unified Government of Wyandotte County, Special Obligation Rev. Bonds (Village East Project Area Nos. 2B, 3 and 5), Series 2022, 5.25% 9/1/2035 <sup>2</sup>	25,875	25,157
Unified Government of Wyandotte County, Special Obligation Rev. Bonds (Village East Project Area Nos. 2B, 3 and 5), Series 2022, 5.75% 9/1/2039 <sup>2</sup>	14,500	14,085
		<u>70,491</u>
<b>Kentucky 0.89%</b>		
City of Ashland, Medical Center Rev. Bonds (Ashland Hospital Corp. - King's Daughters Medical Center Project), Series 2016-A, 5.00% 2/1/2028	1,260	1,296
City of Ashland, Medical Center Rev. Bonds (Ashland Hospital Corp. - King's Daughters Medical Center Project), Series 2016-A, 5.00% 2/1/2030	1,815	1,866
City of Ashland, Medical Center Rev. Bonds (Ashland Hospital Corp. - King's Daughters Medical Center Project), Series 2016-A, 4.00% 2/1/2032	500	497
City of Ashland, Medical Center Rev. Bonds (Ashland Hospital Corp. - King's Daughters Medical Center Project), Series 2016-A, 4.00% 2/1/2036	2,775	2,698

# American High-Income Municipal Bond Fund (continued)

Bonds, notes & other debt instruments (continued)	Principal amount (000)	Value (000)
<b>Kentucky (continued)</b>		
City of Ashland, Medical Center Rev. Bonds (Ashland Hospital Corp. - King's Daughters Medical Center Project), Series 2016-A, 5.00% 2/1/2040	USD2,150	\$ 2,167
City of Ashland, Medical Center Rev. Ref. Bonds (Ashland Hospital Corp. - King's Daughters Medical Center Project), Series 2019, 5.00% 2/1/2032	910	960
City of Ashland, Medical Center Rev. Ref. Bonds (Ashland Hospital Corp. - King's Daughters Medical Center Project), Series 2019, 4.00% 2/1/2034	980	973
City of Ashland, Medical Center Rev. Ref. Bonds (Ashland Hospital Corp. - King's Daughters Medical Center Project), Series 2019, 4.00% 2/1/2036	380	369
City of Ashland, Medical Center Rev. Ref. Bonds (Ashland Hospital Corp. - King's Daughters Medical Center Project), Series 2019, 4.00% 2/1/2037	750	716
City of Ashland, Medical Center Rev. Ref. Bonds (Ashland Hospital Corp. - King's Daughters Medical Center Project), Series 2019, Assured Guaranty Municipal insured, 3.00% 2/1/2040	6,185	4,989
County of Carroll, Environmental Facs. Rev. Bonds, Series 2008-A, 2.00% 2/1/2032	4,000	3,229
Econ. Dev. Fin. Auth., Health System Rev. Bonds (Norton Healthcare, Inc.), Capital Appreciation Bonds, Series 2000-B, National insured, 0% 10/1/2026	4,500	3,980
Econ. Dev. Fin. Auth., Health System Rev. Bonds (Norton Healthcare, Inc.), Capital Appreciation Bonds, Series 2000-B, National insured, 0% 10/1/2027	3,485	2,974
Econ. Dev. Fin. Auth., Healthcare Facs. Rev. and Rev. Ref. Bonds (Rosedale Green Project), Series 2015, 5.50% 11/15/2035	600	554
Econ. Dev. Fin. Auth., Healthcare Facs. Rev. and Rev. Ref. Bonds (Rosedale Green Project), Series 2015, 5.75% 11/15/2045	6,515	5,589
Econ. Dev. Fin. Auth., Healthcare Facs. Rev. and Rev. Ref. Bonds (Rosedale Green Project), Series 2015, 5.75% 11/15/2050	2,650	2,221
Econ. Dev. Fin. Auth., Hospital Rev. Bonds (Baptist Healthcare System Obligated Group), Series 2017-B, 5.00% 8/15/2034	2,720	2,864
Econ. Dev. Fin. Auth., Hospital Rev. Bonds (Baptist Healthcare System Obligated Group), Series 2017-B, 5.00% 8/15/2041	4,250	4,373
Econ. Dev. Fin. Auth., Hospital Rev. Bonds (Baptist Healthcare System Obligated Group), Series 2017-B, 5.00% 8/15/2046	2,500	2,556
Econ. Dev. Fin. Auth., Louisville Arena Project Rev. Ref. Bonds (Louisville Arena Auth., Inc.), Series 2017-A, Assured Guaranty Municipal insured, 5.00% 12/1/2045	6,000	6,142
City of Henderson, Exempt Facs. Rev. Bonds (Pratt Paper, LLC Project), Series 2022-A, AMT, 4.45% 1/1/2042 <sup>2</sup>	4,000	3,871
City of Henderson, Exempt Facs. Rev. Bonds (Pratt Paper, LLC Project), Series 2022-A, AMT, 4.70% 1/1/2052 <sup>2</sup>	7,045	6,726
City of Henderson, Exempt Facs. Rev. Bonds (Pratt Paper, LLC Project), Series 2022-B, AMT, 4.70% 1/1/2052 <sup>2</sup>	4,250	4,057
Higher Education Student Loan Corp., Student Loan Rev. Bonds, Series 2023-A-1, AMT, 4.00% 6/1/2037	8,215	7,927
Kentucky State University, Certs. of Part. (Kentucky State University Project), Series 2021, BAM insured, 4.00% 11/1/2041	750	745
Louisville/Jefferson Metro County Government, Health System Rev. Bonds (Norton Healthcare, Inc.), Series 2016-A, 5.00% 10/1/2029	2,550	2,651
Louisville/Jefferson Metro County Government, Health System Rev. Bonds (Norton Healthcare, Inc.), Series 2020-A, 3.00% 10/1/2043	500	383
Louisville/Jefferson Metro County Government, Hospital Rev. Bonds (UofL Health Project), Series 2022-A, 5.00% 5/15/2052	7,065	7,176
City of Paducah, Electric Plant Board, Rev. Ref. Bonds, Series 2016-A, Assured Guaranty Municipal insured, 5.00% 10/1/2028	500	525
City of Paducah, Electric Plant Board, Rev. Ref. Bonds, Series 2016-A, Assured Guaranty Municipal insured, 5.00% 10/1/2035	1,500	1,555
Public Energy Auth., Gas Supply Rev. Bonds, Series 2018-A, 4.00% 4/1/2048 (put 4/1/2024)	6,600	6,596
Public Transportation Infrastructure Auth., Toll Rev. Ref. Bonds, Series 2021-B, Assured Guaranty Municipal insured, 4.00% 7/1/2049 <sup>2</sup>	840	773
Public Transportation Infrastructure Auth., Toll Rev. Ref. Bonds, Series 2021-B, Assured Guaranty Municipal insured, 4.00% 7/1/2053 <sup>2</sup>	3,855	3,445
		<u>97,443</u>
<b>Louisiana 1.27%</b>		
Aviation Board, General Airport Rev. Bonds (North Terminal Project), Series 2015-B, AMT, 5.00% 1/1/2035	1,785	1,805
Aviation Board, General Airport Rev. Bonds (North Terminal Project), Series 2015-B, AMT, 5.00% 1/1/2040	5,000	5,018
Parish of Calcasieu, Memorial Hospital Service Dist., Hospital Rev. Ref. Bonds (Lake Charles Memorial Hospital Project), Series 2019, 5.00% 12/1/2029	1,000	978
Parish of Calcasieu, Memorial Hospital Service Dist., Hospital Rev. Ref. Bonds (Lake Charles Memorial Hospital Project), Series 2019, 5.00% 12/1/2034	1,250	1,198

# American High-Income Municipal Bond Fund (continued)

Bonds, notes & other debt instruments (continued)	Principal amount (000)	Value (000)
<b>Louisiana (continued)</b>		
Parish of Calcasieu, Memorial Hospital Service Dist., Hospital Rev. Ref. Bonds (Lake Charles Memorial Hospital Project), Series 2019, 5.00% 12/1/2039	USD4,800	\$ 4,269
Parish of Livingston, Juban Crossing Econ. Dev. Dist., Rev. Ref. Bonds (Drainage Projects), Series 2015-B, 7.00% 9/15/2044 <sup>2</sup>	3,820	3,835
Parish of Livingston, Juban Crossing Econ. Dev. Dist., Rev. Ref. Bonds (Drainage Projects), Series 2015-C, 7.00% 9/15/2044 <sup>2</sup>	17,050	17,118
Parish of Livingston, Juban Crossing Econ. Dev. Dist., Rev. Ref. Bonds (Road Projects), Series 2015-A, 7.00% 9/15/2044 <sup>2</sup>	3,950	3,966
Local Government Environmental Facs. and Community Dev. Auth., Rev. Ref. Bonds (Entergy Louisiana, LLC Projects), Series 2021-B, 2.50% 4/1/2036	27,745	22,685
Local Government Environmental Facs. and Community Dev. Auth., Rev. Ref. Bonds (Ragin' Cajun Facs., Inc. Project), Series 2017, Assured Guaranty Municipal insured, 5.00% 10/1/2039	1,000	1,032
Local Government Environmental Facs. and Community Dev. Auth., Rev. Ref. Bonds (Westlake Chemical Corp. Projects), Series 2017, 3.50% 11/1/2032	6,000	5,801
Public Facs. Auth., Lease Rev. Bonds (Provident Group - Flagship Properties, LLC - Louisiana State University Greenhouse Dist. Phase II Project), Series 2017, 5.00% 7/1/2042	2,000	2,045
Public Facs. Auth., Lease Rev. Bonds (Provident Group - Flagship Properties, LLC - Louisiana State University Greenhouse Dist. Phase II Project), Series 2017, 5.00% 7/1/2052	800	809
Public Facs. Auth., Lease Rev. Bonds (Provident Group - Flagship Properties, LLC - Louisiana State University Greenhouse Dist. Phase III Project), Series 2019-A, 5.00% 7/1/2059	10,750	10,875
Public Facs. Auth., Lease Rev. Bonds (Provident Group - Flagship Properties, LLC - Louisiana State University Nicholson Gateway Project), Series 2016-A, 5.00% 7/1/2051	9,460	9,543
Public Facs. Auth., Lease Rev. Bonds (Provident Group - Flagship Properties, LLC - Louisiana State University Nicholson Gateway Project), Series 2016-A, 5.00% 7/1/2056	1,000	1,006
Public Facs. Auth., Rev. Bonds (BBR Schools - Mid City Campus Project), Series 2021-A, 4.00% 6/1/2041 <sup>2</sup>	1,335	1,061
Public Facs. Auth., Rev. Bonds (BBR Schools - Mid City Campus Project), Series 2021-C, 4.00% 6/1/2041 <sup>2</sup>	885	704
Public Facs. Auth., Rev. Bonds (BBR Schools - Mid City Campus Project), Series 2021-C, 4.00% 6/1/2051 <sup>2</sup>	1,745	1,250
Public Facs. Auth., Rev. Bonds (BBR Schools - Mid City Campus Project), Series 2021-A, 4.00% 6/4/2051 <sup>2</sup>	2,635	1,887
Public Facs. Auth., Rev. Bonds (BBR Schools - Mid City Campus Project), Series 2021-A, 4.00% 6/1/2056 <sup>2</sup>	2,205	1,530
Public Facs. Auth., Rev. Bonds (BBR Schools - Mid City Campus Project), Series 2021-C, 4.00% 6/1/2056 <sup>2</sup>	1,165	808
Public Facs. Auth., Rev. Bonds (Ochsner Clinic Foundation Project), Series 2016, 5.00% 5/15/2032 (preref. 5/15/2026)	10	11
Public Facs. Auth., Rev. Bonds (Provident Group - HSC Properties, Inc. - LSU Health Foundations, New Orleans Project), Series 2006, 5.10% 1/1/2057 <sup>2</sup>	12,500	10,757
Public Facs. Auth., Rev. Ref. Bonds (Ochsner Clinic Foundation Project), Series 2016, 5.00% 5/15/2033 (preref. 5/15/2026)	15	16
Parish of St. James, Rev. Bonds (Nustar Logistics, LP Project), Series 2008, 6.10% 6/1/2038 (put 6/1/2030) <sup>2</sup>	4,160	4,482
Parish of St. James, Rev. Bonds (Nustar Logistics, LP Project), Series 2010, 6.35% 7/1/2040 <sup>2</sup>	8,140	8,788
Parish of St. James, Rev. Bonds (Nustar Logistics, LP Project), Series 2010-A, 6.35% 10/1/2040 <sup>2</sup>	2,000	2,159
Parish of St. James, Rev. Bonds (Nustar Logistics, LP Project), Series 2011, 5.85% 8/1/2041 (put 6/1/2025) <sup>2</sup>	4,500	4,605
Parish of St. John the Baptist, Rev. Ref. Bonds (Marathon Oil Corp. Project), Series 2017-B-1, 2.125% 6/1/2037 (put 7/1/2024)	4,700	4,615
Parish of St. John the Baptist, Rev. Ref. Bonds (Marathon Oil Corp. Project), Series 2017-B-2, 2.375% 6/1/2037 (put 7/1/2026)	4,800	4,554
Parish of St. Tammany, Public Trust Fncg. Auth., Rev. and Rev. Ref. Bonds (Christwood Project), Series 2014, 5.00% 11/15/2024	265	264
		<u>139,474</u>
<b>Maine 0.05%</b>		
Fin. Auth., Solid Waste Disposal Rev. Bonds (Casella Waste Systems, Inc. Project), Series 2005-R-3, AMT, 5.25% 1/1/2025 <sup>2</sup>	2,000	2,012
Fin. Auth., Solid Waste Disposal Rev. Bonds (Casella Waste Systems, Inc. Project), Series 2015-R-2, AMT, 4.375% 8/1/2035 (put 8/1/2025) <sup>2</sup>	250	249
Fin. Auth., Student Loan Rev. Bonds, Series 2021-A-1, Assured Guaranty Municipal insured, 5.00% 12/1/2024	85	86
Fin. Auth., Student Loan Rev. Bonds, Series 2021-A-1, Assured Guaranty Municipal insured, 5.00% 12/1/2025	90	93
Fin. Auth., Student Loan Rev. Bonds, Series 2021-A-1, Assured Guaranty Municipal insured, 5.00% 12/1/2026	110	114
Fin. Auth., Student Loan Rev. Bonds, Series 2021-A-1, Assured Guaranty Municipal insured, 5.00% 12/1/2027	120	126
Fin. Auth., Student Loan Rev. Bonds, Series 2021-A-1, Assured Guaranty Municipal insured, 5.00% 12/1/2028	150	160
Fin. Auth., Student Loan Rev. Bonds, Series 2021-A-1, Assured Guaranty Municipal insured, 5.00% 12/1/2029	150	163

# American High-Income Municipal Bond Fund (continued)

Bonds, notes & other debt instruments (continued)	Principal amount (000)	Value (000)
<b>Maine (continued)</b>		
Fin. Auth., Student Loan Rev. Bonds, Series 2021-A-1, Assured Guaranty Municipal insured, 5.00% 12/1/2030	USD245	\$ 269
City of Portland, General Airport Rev. Ref. Bonds, Series 2016, 5.00% 1/1/2034	1,000	1,039
City of Portland, General Airport Rev. Ref. Bonds, Series 2016, 5.00% 1/1/2035	1,000	1,038
		<u>5,349</u>
<b>Maryland 0.79%</b>		
County of Baltimore, Rev. Bonds (Riderwood Village, Inc. Fac.), Series 2020, 4.00% 1/1/2050	4,000	3,462
Mayor and City Council of Baltimore, Special Obligation Rev. Bonds, Series 2022, 4.50% 6/1/2033	400	393
Mayor and City Council of Baltimore, Special Obligation Rev. Bonds, Series 2022, 4.875% 6/1/2042	875	842
Mayor and City Council of Baltimore, Special Obligation Rev. Bonds, Series 2022, 5.00% 6/1/2051	1,600	1,531
Mayor and City Council of Baltimore, Special Obligation Rev. Ref. Bonds, Series 2017-A, 4.00% 9/1/2027	475	469
Mayor and City Council of Baltimore, Special Obligation Rev. Ref. Bonds, Series 2017-A, 4.50% 9/1/2033	3,900	3,849
Mayor and City Council of Baltimore, Special Obligation Rev. Ref. Bonds, Series 2017-A, 5.00% 9/1/2038	1,725	1,731
Mayor and Council of Brunswick, Special Obligation Rev. Ref. Bonds (Brunswick Crossing Special Taxing Dist.), Series 2019, 3.00% 7/1/2024	245	243
Mayor and Council of Brunswick, Special Obligation Rev. Ref. Bonds (Brunswick Crossing Special Taxing Dist.), Series 2019, 4.00% 7/1/2029	950	931
Mayor and Council of Brunswick, Special Obligation Rev. Ref. Bonds (Brunswick Crossing Special Taxing Dist.), Series 2019, 5.00% 7/1/2036	2,850	2,888
Community Dev. Administration, Dept. of Housing and Community Dev., Residential Rev. Bonds, Series 2014-B, AMT, 3.25% 9/1/2044	85	85
Econ. Dev. Corp., Econ. Dev. Rev. Bonds (Terminal Project), Series 2019-A, AMT, 5.00% 6/1/2044	500	511
Econ. Dev. Corp., Econ. Dev. Rev. Bonds (Terminal Project), Series 2019-A, AMT, 5.00% 6/1/2049	1,250	1,269
Econ. Dev. Corp., Econ. Dev. Rev. Ref. Bonds (Transportation Facs. Project), Series 2017-A, 5.00% 6/1/2029	1,850	1,951
Econ. Dev. Corp., Econ. Dev. Rev. Ref. Bonds (Transportation Facs. Project), Series 2017-A, 5.00% 6/1/2032	1,000	1,055
Econ. Dev. Corp., Special Obligation Bonds (Metro Centre at Owings Mills Project), Series 2017, 4.375% 7/1/2036	3,560	3,419
Econ. Dev. Corp., Special Obligation Bonds (Metro Centre at Owings Mills Project), Series 2017, 4.50% 7/1/2044	6,850	6,409
Econ. Dev. Corp., Student Housing Rev. Bonds (Bowie State University Project), Series 2020, 4.00% 7/1/2040	500	467
Econ. Dev. Corp., Student Housing Rev. Bonds (Bowie State University Project), Series 2020, 4.00% 7/1/2050	1,500	1,307
Econ. Dev. Corp., Student Housing Rev. Bonds (Morgan State University Project), Series 2022-A, 5.75% 7/1/2053	2,580	2,811
Econ. Dev. Corp., Student Housing Rev. Ref. Bonds (Frostburg State University Project), Series 2013, 5.00% 10/1/2023	350	350
Econ. Dev. Corp., Student Housing Rev. Ref. Bonds (Frostburg State University Project), Series 2013, 5.00% 10/1/2033	1,000	1,000
County of Frederick, Special Obligation Bonds (Urbana Community Dev. Auth.), Series 2020-C, 4.00% 7/1/2050 <sup>2</sup>	1,245	1,097
County of Frederick, Tax Increment and Special Tax Obligation Rev. Ref. Bonds (Jefferson Technology Park Project), Series 2020-B, 4.625% 7/1/2043 <sup>2</sup>	2,300	2,231
City of Gaithersburg, Econ. Dev. Project Rev. Bonds (Asbury Maryland Obligated Group), Series 2022, 4.50% 1/1/2042	18,500	15,706
City of Gaithersburg, Econ. Dev. Project Rev. Bonds (Asbury Maryland Obligated Group), Series 2022, 5.125% 1/1/2042	2,500	2,351
Health and Higher Educational Facs. Auth., Rev. Bonds (Broadmead Issue), Series 2018-A, 5.00% 7/1/2048	3,500	3,500
Health and Higher Educational Facs. Auth., Rev. Bonds (Frederick Health System), Series 2020, 4.00% 7/1/2045	900	852
Health and Higher Educational Facs. Auth., Rev. Bonds (Frederick Health System), Series 2020, 4.00% 7/1/2050	1,000	923
County of Howard, Special Obligation Bonds (Downtown Columbia), Series 2017-A, 4.00% 2/15/2028 <sup>2</sup>	450	443
County of Howard, Special Obligation Bonds (Downtown Columbia), Series 2017-A, 4.125% 2/15/2034 <sup>2</sup>	750	716
County of Howard, Special Obligation Bonds (Downtown Columbia), Series 2017-A, 4.375% 2/15/2039 <sup>2</sup>	2,000	1,893
County of Howard, Special Obligation Bonds (Downtown Columbia), Series 2017-A, 4.50% 2/15/2047 <sup>2</sup>	10,000	9,119
County of Prince George, Special Obligation Bonds (Hampton Park Project), Series 2019-A, 4.00% 7/1/2031 <sup>2</sup>	750	716
County of Prince George, Special Obligation Bonds (Hampton Park Project), Series 2019-A, 4.25% 7/1/2039 <sup>2</sup>	2,150	1,956
County of Prince George, Special Obligation Bonds (Hampton Park Project), Series 2019-A, 4.375% 7/1/2048 <sup>2</sup>	5,430	4,746
County of Prince George, Special Obligation Bonds (Suitland-Naylor Road Project), Series 2016, 5.00% 7/1/2046 <sup>2</sup>	2,500	2,507
County of Prince George, Special Tax Dist. Bonds (Victoria Falls Project), Series 2005, 5.25% 7/1/2035	743	745
		<u>86,474</u>
<b>Massachusetts 0.41%</b>		
Dev. Fin. Agcy., Rev. Bonds (Linden Ponds, Inc. Issue), Series 2018, 5.00% 11/15/2028 <sup>2</sup>	2,085	2,153
Dev. Fin. Agcy., Rev. Bonds (Linden Ponds, Inc. Issue), Series 2018, 5.00% 11/15/2033 <sup>2</sup>	4,000	4,147
Dev. Fin. Agcy., Rev. Bonds (Linden Ponds, Inc. Issue), Series 2018, 5.00% 11/15/2038 <sup>2</sup>	4,250	4,318



# American High-Income Municipal Bond Fund (continued)

Bonds, notes & other debt instruments (continued)	Principal amount (000)	Value (000)
<b>Massachusetts (continued)</b>		
Dev. Fin. Agcy., Rev. Bonds (Linden Ponds, Inc. Issue), Series 2018, 5.125% 11/15/2046 <sup>2</sup>	USD6,825	\$ 6,898
Dev. Fin. Agcy., Rev. Bonds (Mass General Brigham, Inc.), Series 2019-T-1, 4.58% 7/1/2049 (put 1/29/2026) <sup>2,4</sup>	845	836
Dev. Fin. Agcy., Rev. Bonds (Milford Regional Medical Center Issue), Series 2020-G, 5.00% 7/15/2046 <sup>2</sup>	1,350	1,168
Dev. Fin. Agcy., Rev. Bonds (UMass Memorial Health Care Obligated Group Issue), Series 2016-I, 5.00% 7/1/2029	1,800	1,866
Dev. Fin. Agcy., Rev. Bonds (UMass Memorial Health Care Obligated Group Issue), Series 2016-I, 5.00% 7/1/2036	2,500	2,565
Dev. Fin. Agcy., Rev. Ref. Bonds (Newbridge Charles Issue), Series 2017, 5.00% 10/1/2047 <sup>2</sup>	2,500	2,254
Dev. Fin. Agcy., Rev. Ref. Bonds (Salem Community Corp. Issue), Series 2022, 5.125% 1/1/2040	920	842
Dev. Fin. Agcy., Rev. Ref. Bonds (Salem Community Corp. Issue), Series 2022, 5.25% 1/1/2050	2,675	2,316
Educational Fncg. Auth., Education Loan Rev. Bonds, Series 2016-J, AMT, 3.50% 7/1/2033	4,330	4,215
Educational Fncg. Auth., Education Loan Rev. Bonds, Series 2019-B, AMT, 3.00% 7/1/2035	230	229
Educational Fncg. Auth., Education Loan Rev. Bonds, Series 2020-B, AMT, 2.625% 7/1/2036	105	101
Educational Fncg. Auth., Education Loan Rev. Bonds, Series 2021-B, AMT, 2.00% 7/1/2037	1,415	1,195
Educational Fncg. Auth., Education Loan Rev. Bonds, Series 2022-B, AMT, 3.625% 7/1/2038	3,025	2,778
Educational Fncg. Auth., Education Loan Rev. Bonds, Series 2023-B, AMT, 4.25% 7/1/2044	1,840	1,821
Housing Fin. Agcy., Housing Bonds, Series 2019-B-1, 2.75% 12/1/2034	490	438
Housing Fin. Agcy., Single Family Housing Rev. Ref. Bonds, Series 177, AMT, 4.00% 6/1/2039	460	457
Housing Fin. Agcy., Single Family Housing Rev. Ref. Bonds, Series 188, AMT, 4.00% 6/1/2043	625	618
Special Obligation Dedicated Tax Rev. Ref. Bonds, Series 2005, FGIC National insured, 5.50% 1/1/2034	3,500	4,120
		45,335
<b>Michigan 1.34%</b>		
City of Detroit, Sewage Disposal System Rev. Ref. Bonds, Series 2006-D, Assured Guaranty Municipal insured, (3-month USD CME Term SOFR x 0.67 + 0.60%) 4.307% 7/1/2032 <sup>4</sup>	7,185	6,792
City of Detroit, Unlimited Tax G.O. Bonds, Series 2018, 5.00% 4/1/2024	500	502
City of Detroit, Unlimited Tax G.O. Bonds, Series 2018, 5.00% 4/1/2025	1,350	1,367
City of Detroit, Unlimited Tax G.O. Bonds, Series 2018, 5.00% 4/1/2029	250	259
City of Detroit, Unlimited Tax G.O. Bonds, Series 2018, 5.00% 4/1/2030	500	516
City of Detroit, Unlimited Tax G.O. Bonds, Series 2018, 5.00% 4/1/2032	1,000	1,030
City of Detroit, Unlimited Tax G.O. Bonds, Series 2018, 5.00% 4/1/2033	500	515
City of Detroit, Unlimited Tax G.O. Bonds, Series 2018, 5.00% 4/1/2034	1,250	1,286
City of Detroit, Unlimited Tax G.O. Bonds, Series 2018, 5.00% 4/1/2036	1,565	1,596
City of Detroit, Unlimited Tax G.O. Bonds, Series 2018, 5.00% 4/1/2037	500	507
City of Detroit, Unlimited Tax G.O. Bonds, Series 2018, 5.00% 4/1/2038	1,300	1,312
City of Detroit, Unlimited Tax G.O. Bonds, Series 2021-A, 5.00% 4/1/2039	395	405
City of Detroit, Unlimited Tax G.O. Bonds, Series 2021-A, 4.00% 4/1/2040	365	334
City of Detroit, Unlimited Tax G.O. Bonds, Series 2021-A, 4.00% 4/1/2041	320	290
City of Detroit, Unlimited Tax G.O. Bonds, Series 2021-A, 4.00% 4/1/2042	450	403
City of Detroit, Unlimited Tax G.O. Bonds, Series 2023-C, 6.00% 5/1/2043	500	559
City of Detroit, Unlimited Tax G.O. Bonds, Series 2021-A, 5.00% 4/1/2046	1,000	1,007
City of Detroit, Unlimited Tax G.O. Bonds, Series 2021-A, 5.00% 4/1/2050	3,220	3,225
Fin. Auth., Distributable State Aid Rev. and Rev. Ref. Bonds (Charter County of Wayne), Series 2020, 4.00% 11/1/2045	1,000	976
Fin. Auth., Hospital Rev. and Rev. Ref. Bonds (Trinity Health Credit Group), Series 2017-A, 4.00% 12/1/2040	4,000	3,978
Fin. Auth., Hospital Rev. Ref. Bonds (Henry Ford Health System), Series 2016, 5.00% 11/15/2037	2,500	2,574
Fin. Auth., Hospital Rev. Ref. Bonds (McLaren Health Care), Series 2019-A, 4.00% 2/15/2047	4,890	4,629
Fin. Auth., Hospital Rev. Ref. Bonds (McLaren Health Care), Series 2019-A, 4.00% 2/15/2050	1,500	1,401
Fin. Auth., Local Government Loan Program Rev. Bonds (Detroit Water and Sewerage Dept., Sewage Disposal System Rev. and Rev. Ref. Local Project Bonds), Series 2014-C-6, 5.00% 7/1/2033	2,000	2,022
Fin. Auth., Local Government Loan Program Rev. Bonds (Detroit Water and Sewerage Dept., Sewage Disposal System Rev. Ref. Local Project Bonds), Series 2015-C, 5.00% 7/1/2032	500	512
Fin. Auth., Local Government Loan Program Rev. Bonds (Detroit Water and Sewerage Dept., Sewage Disposal System Rev. Ref. Local Project Bonds), Series 2015-C, 5.00% 7/1/2035	1,500	1,531
Fin. Auth., Student Loan Rev. Ref. Bonds, Series 25-A, AMT, 4.00% 11/1/2030	2,365	2,297
Fin. Auth., Student Loan Rev. Ref. Bonds, Series 25-A, AMT, 4.00% 11/1/2031	1,000	968
City of Flint, Hospital Building Auth., Rev. and Rev. Ref. Bonds (Hurley Medical Center), Series 2020, 4.00% 7/1/2038	250	223
City of Flint, Hospital Building Auth., Rev. Rental Bonds (Hurley Medical Center), Series 2013-B, 4.75% 7/1/2028	460	446
City of Flint, Hospital Building Auth., Rev. Rental Bonds (Hurley Medical Center), Series 2013-A, 5.25% 7/1/2028	4,605	4,605
City of Flint, Hospital Building Auth., Rev. Rental Bonds (Hurley Medical Center), Series 2013-A, 5.25% 7/1/2039	775	775
City of Grand Rapids Econ. Dev. Corp., Limited Obligation Rev. and Rev. Ref. Bonds (Beacon Hill at Eastgate Project), Series 2021, 5.00% 11/1/2055	10,240	7,736

# American High-Income Municipal Bond Fund (continued)

Bonds, notes & other debt instruments (continued)	Principal amount (000)	Value (000)
<b>Michigan (continued)</b>		
City of Grand Rapids Econ. Dev. Corp., Limited Obligation Rev. Ref. Bonds (United Methodist Retirement Communities Obligated Group - Porter Hills Presbyterian Village Project), Series 2020, 5.00% 5/15/2037	USD5,980	\$ 5,693
City of Grand Rapids Econ. Dev. Corp., Limited Obligation Rev. Ref. Bonds (United Methodist Retirement Communities Obligated Group - Porter Hills Presbyterian Village Project), Series 2020, 5.00% 5/15/2044	10,335	9,228
City of Grand Rapids Econ. Dev. Corp., Rev. Ref. Bonds (Beacon Hill Estate Project), Series 2017-A, 4.00% 11/1/2027	2,770	2,578
City of Grand Rapids Econ. Dev. Corp., Rev. Ref. Bonds (Beacon Hill Estate Project), Series 2017-A, 5.00% 11/1/2032	1,055	972
City of Grand Rapids Econ. Dev. Corp., Rev. Ref. Bonds (Beacon Hill Estate Project), Series 2017-A, 5.00% 11/1/2037	1,200	1,042
City of Grand Rapids Econ. Dev. Corp., Rev. Ref. Bonds (Beacon Hill Estate Project), Series 2017-A, 5.00% 11/1/2047	5,990	4,705
City of Grand Rapids Econ. Dev. Corp., Rev. Ref. Bonds (Beacon Hill Estate Project), Series 2017-A, 5.00% 11/1/2052	5,240	4,011
Great Lakes Water Auth., Water Supply System Rev. Ref. Bonds, Series 2016-B, 5.00% 7/1/2046	5,000	5,117
Housing Dev. Auth., Rental Housing Rev. Bonds, Series 2021-A, 2.70% 10/1/2056	9,230	5,809
Housing Dev. Auth., Single Family Mortgage Rev. Bonds, Series 2016-B, 3.35% 12/1/2034	1,135	1,083
Housing Dev. Auth., Single Family Mortgage Rev. Bonds, Series 2016-B, 3.50% 6/1/2047	365	360
Housing Dev. Auth., Single Family Mortgage Rev. Bonds, Series 2021-A, 3.00% 6/1/2052	1,680	1,614
County of Kent, Gerald R. Ford International Airport Auth., Limited Tax G.O. Rev. Bonds, Series 2021, AMT, 5.00% 1/1/2035	850	952
County of Kent, Gerald R. Ford International Airport Auth., Limited Tax G.O. Rev. Bonds, Series 2021, AMT, 5.00% 1/1/2036	600	663
City of Kentwood Econ. Dev. Corp., Limited Obligation Rev. Ref. Bonds (Holland Home Obligated Group), Series 2019, 5.00% 11/15/2032	1,390	1,367
City of Kentwood Econ. Dev. Corp., Limited Obligation Rev. Ref. Bonds (Holland Home Obligated Group), Series 2016, 5.00% 11/15/2037	8,625	8,112
City of Kentwood Econ. Dev. Corp., Limited Obligation Rev. Ref. Bonds (Holland Home Obligated Group), Series 2022, 4.00% 11/15/2043	4,500	3,465
City of Kentwood Econ. Dev. Corp., Limited Obligation Rev. Ref. Bonds (Holland Home Obligated Group), Series 2021, 4.00% 11/15/2045	1,875	1,410
Strategic Fund, Limited Obligation Rev. and Rev. Ref. Bonds (United Methodist Retirement Communities, Inc. Project), Series 2019, 5.00% 11/15/2034	1,285	1,258
Strategic Fund, Limited Obligation Rev. Green Bonds (Graphic Packaging International, LLC Coated Recycled Board Machine Project), Series 2021, AMT, 4.00% 10/1/2061 (put 10/1/2026)	12,250	12,185
Strategic Fund, Limited Obligation Rev. Ref. Bonds (Holland Home Obligated Group), Series 2019, 5.00% 11/15/2029	1,000	996
Strategic Fund, Limited Obligation Rev. Ref. Bonds (Holland Home Obligated Group), Series 2019, 5.00% 11/15/2043	1,750	1,571
Strategic Fund, Limited Obligation Rev. Ref. Bonds (United Methodist Retirement Communities Obligated Group - Porter Hills Presbyterian Village Project), Series 2020, 5.00% 5/15/2037	2,000	1,904
Strategic Fund, Limited Obligation Rev. Ref. Bonds (United Methodist Retirement Communities Obligated Group - Porter Hills Presbyterian Village Project), Series 2020, 5.00% 5/15/2044	2,420	2,161
County of Wayne, Airport Auth., Airport Rev. Ref. Bonds (Detroit Metropolitan Wayne County Airport), Series 2012-D, AMT, 5.00% 12/1/2028	12,000	12,006
		146,840

## Minnesota 0.21%

City of Apple Valley, Senior Housing Rev. Bonds (PHS Apple Valley Senior Housing, Inc. - Orchard Path Phase II Project), Series 2021, 4.00% 9/1/2051	500	383
City of Apple Valley, Senior Housing Rev. Bonds (PHS Apple Valley Senior Housing, Inc. - Orchard Path Phase II Project), Series 2021, 4.00% 9/1/2061	870	632
Higher Education Supplemental Loan Auth., Rev. Bonds, Series 2018, AMT, 4.00% 11/1/2037	430	422
Higher Education Supplemental Loan Auth., Rev. Bonds, Series 2020, AMT, 2.65% 11/1/2038	5,910	5,343
Higher Education Supplemental Loan Auth., Rev. Bonds, Series 2023, AMT, 4.00% 11/1/2042	13,275	12,674
Housing Fin. Agcy., Homeownership Fin. Bonds (Mortgage-Backed Securities Pass-Through Program), Series 2017-I, 2.80% 12/1/2047	812	725
Housing Fin. Agcy., Residential Housing Fin. Bonds, Series 2013-A, AMT, 3.00% 7/1/2031	35	35
Housing Fin. Agcy., Residential Housing Fin. Bonds, Series 2014-C, AMT, 4.00% 1/1/2045	285	282
City of St. Paul, Housing and Redev. Auth., Charter School Lease Rev. Bonds (Great River School Project), Series 2017-A, 4.75% 7/1/2029 <sup>2</sup>	355	351

# American High-Income Municipal Bond Fund (continued)

Bonds, notes & other debt instruments (continued)	Principal amount (000)	Value (000)
<b>Minnesota (continued)</b>		
City of St. Paul, Housing and Redev. Auth., Charter School Lease Rev. Bonds (Great River School Project), Series 2017-A, 5.25% 7/1/2033 <sup>2</sup>	USD140	\$ 142
City of St. Paul, Housing and Redev. Auth., Charter School Lease Rev. Bonds (Great River School Project), Series 2017-A, 5.50% 7/1/2052 <sup>2</sup>	1,600	1,555
City of Woodbury, Charter School Lease Rev. Bonds (Woodbury Leadership Academy Project), Series 2021-A, 4.00% 7/1/2051	1,320	957
		<u>23,501</u>
<b>Mississippi 0.20%</b>		
Business Fin. Corp., Rev. Ref. Bonds (System Energy Resources, Inc. Project), Series 2021, 2.375% 6/1/2044	3,200	2,049
Business Fin. Corp., Solid Waste Disposal, Rev. Bonds (Waste Pro USA, Inc. Project), Series 2017, AMT, 5.00% 2/1/2036 (put 8/2/2027) <sup>2</sup>	11,000	10,637
Dev. Bank, Special Obligation Bonds (Magnolia Regional Health Center Project), Series 2021, 4.00% 10/1/2036 <sup>2</sup>	2,100	1,895
Dev. Bank, Special Obligation Bonds (Magnolia Regional Health Center Project), Series 2021, 4.00% 10/1/2041 <sup>2</sup>	1,000	837
Home Corp., Single Family Mortgage Rev. Bonds, Series 2021-B, 3.00% 6/1/2051	810	779
Hospital Equipment and Facs. Auth., Rev. Bonds (Baptist Memorial Health Care), Series 2016-A, 5.00% 9/1/2046	4,000	4,012
County of Warren, Gulf Opportunity Zone Rev. Ref. Bonds (International Paper Co. Project), Series 2018, 2.90% 9/1/2032 (put 9/1/2023)	1,900	1,898
		<u>22,107</u>
<b>Missouri 0.84%</b>		
County of Cape Girardeau, Industrial Dev. Auth., Health Facs. Rev. Bonds (Southeast Missouri Hospital Assn.), Series 2016-A, 6.00% 3/1/2033	3,515	3,625
County of Cape Girardeau, Industrial Dev. Auth., Health Facs. Rev. Bonds (SoutheastHEALTH), Series 2021, 3.00% 3/1/2046	2,650	1,833
Health and Educational Facs. Auth., Health Facs. Rev. Bonds (Bethesda Health Group, Inc.), Series 2021, 4.00% 8/1/2036	2,160	1,857
Health and Educational Facs. Auth., Health Facs. Rev. Bonds (Bethesda Health Group, Inc.), Series 2015, 5.00% 8/1/2040	1,650	1,574
Health and Educational Facs. Auth., Health Facs. Rev. Bonds (Bethesda Health Group, Inc.), Series 2021, 4.00% 8/1/2041	1,770	1,400
Health and Educational Facs. Auth., Health Facs. Rev. Bonds (Bethesda Health Group, Inc.), Series 2015, 5.00% 8/1/2045	2,050	1,881
Health and Educational Facs. Auth., Health Facs. Rev. Ref. Bonds (St. Anthony's Medical Center), Series 2015-B, 5.00% 2/1/2045	1,320	1,337
Health and Educational Facs. Auth., Senior Living Facs. Rev. Bonds (Christian Horizons Obligated Group), Series 2018, 5.00% 5/15/2036	1,500	1,269
Health and Educational Facs. Auth., Senior Living Facs. Rev. Bonds (Lutheran Senior Services Projects), Series 2019-C, 4.00% 2/1/2033	860	791
Health and Educational Facs. Auth., Senior Living Facs. Rev. Bonds (Lutheran Senior Services), Series 2019-C, 4.00% 2/1/2034	1,780	1,613
Health and Educational Facs. Auth., Senior Living Facs. Rev. Bonds (Lutheran Senior Services), Series 2016-B, 5.00% 2/1/2034	1,400	1,398
Health and Educational Facs. Auth., Senior Living Facs. Rev. Bonds (Lutheran Senior Services), Series 2019-A, 5.00% 2/1/2034	2,600	2,616
Health and Educational Facs. Auth., Senior Living Facs. Rev. Bonds (Lutheran Senior Services), Series 2019-C, 4.00% 2/1/2042	775	647
Health and Educational Facs. Auth., Senior Living Facs. Rev. Bonds (Lutheran Senior Services), Series 2021, 4.00% 2/1/2042	5,305	4,405
Health and Educational Facs. Auth., Senior Living Facs. Rev. Bonds (Lutheran Senior Services), Series 2019-A, 5.00% 2/1/2042	5,225	5,042
Health and Educational Facs. Auth., Senior Living Facs. Rev. Bonds (Lutheran Senior Services), Series 2016-B, 5.00% 2/1/2046	1,480	1,391
Health and Educational Facs. Auth., Senior Living Facs. Rev. Bonds (Lutheran Senior Services), Series 2019-C, 4.00% 2/1/2048	5,000	3,929
Health and Educational Facs. Auth., Senior Living Facs. Rev. Ref. Bonds (Lutheran Senior Services), Series 2016-A, 5.00% 2/1/2046	825	775
Housing Dev. Commission, Single Family Mortgage Rev. Bonds (First Place Homeownership Loan Program), Series 2021-C, 3.25% 11/1/2052	1,285	1,244
Housing Dev. Commission, Single Family Mortgage Rev. Bonds (Special Homeownership Loan Program), Series 2015-B-1, AMT, 4.00% 11/1/2045	710	703

# American High-Income Municipal Bond Fund (continued)

Bonds, notes & other debt instruments (continued)	Principal amount (000)	Value (000)
<b>Missouri (continued)</b>		
City of Joplin, Industrial Dev. Auth., Sales Tax Rev. Bonds (32nd Street Place Community Improvement Dist. Project), Series 2021, 3.50% 11/1/2040	USD1,200	\$ 1,093
City of Lee's Summit, Special Obligation Tax Increment and Special Dist. Rev. Ref. and Improvement Bonds (Summit Fair Project), Series 2017, 4.00% 11/1/2027 <sup>2</sup>	1,335	1,275
City of Maryland Heights, Industrial Dev. Auth., Rev. Bonds (St. Louis Community Ice Center Project), Series 2018-A, 4.375% 3/15/2030	735	679
City of Maryland Heights, Industrial Dev. Auth., Rev. Bonds (St. Louis Community Ice Center Project), Series 2018-A, 5.00% 3/15/2039	4,360	3,915
City of Maryland Heights, Industrial Dev. Auth., Rev. Bonds (St. Louis Community Ice Center Project), Series 2018-A, 5.00% 3/15/2049	7,250	6,133
City of Maryland Heights, Tax Increment and Special Dist. Rev. Bonds (Westport Plaza Redev. Area), Series 2020, 3.625% 11/1/2031	705	640
Municipal Fin. Corp., Leasehold Rev. Bonds (Convention Center Expansion and Improvement Projects), Series 2020, Assured Guaranty Municipal insured, 5.00% 10/1/2045	2,000	2,099
Municipal Fin. Corp., Leasehold Rev. Bonds (Convention Center Expansion and Improvement Projects), Series 2020, Assured Guaranty Municipal insured, 5.00% 10/1/2049	1,000	1,037
City of Rolla, Move Rolla Transportation Dev. Dist., Sales Tax Rev. Bonds, Series 2017, 3.75% 6/1/2029	70	68
City of Rolla, Move Rolla Transportation Dev. Dist., Sales Tax Rev. Bonds, Series 2017, 4.50% 6/1/2036	750	727
City of Saint Charles, Plaza at Noah's Ark Community Improvement Dist., Tax Increment and Improvement Dist. Rev. Bonds, Series 2021, 3.00% 5/1/2024	400	395
City of Saint Charles, Plaza at Noah's Ark Community Improvement Dist., Tax Increment and Improvement Dist. Rev. Bonds, Series 2021, 3.00% 5/1/2026	215	206
City of Saint Charles, Plaza at Noah's Ark Community Improvement Dist., Tax Increment and Improvement Dist. Rev. Bonds, Series 2021, 3.00% 5/1/2030	950	860
City of Saint Charles, Plaza at Noah's Ark Community Improvement Dist., Tax Increment and Improvement Dist. Rev. Bonds, Series 2021, 3.125% 5/1/2035	500	418
City of St. Louis, Airport Rev. Ref. Bonds (Lambert-St. Louis International Airport), Series 2005, National insured, 5.50% 7/1/2026	2,500	2,607
City of St. Louis, Airport Rev. Ref. Bonds (Lambert-St. Louis International Airport), Series 2005, National insured, 5.50% 7/1/2030	3,255	3,775
County of St. Louis, Industrial Dev. Auth., Healthcare Facs. Rev. Bonds (Nazareth Living Center), Series 2015-A, 5.00% 8/15/2030	1,000	955
County of St. Louis, Industrial Dev. Auth., Healthcare Facs. Rev. Bonds (Nazareth Living Center), Series 2015-A, 5.00% 8/15/2035	1,400	1,278
County of St. Louis, Industrial Dev. Auth., Healthcare Facs. Rev. Bonds (Nazareth Living Center), Series 2012, 6.125% 8/15/2042	1,000	987
County of St. Louis, Industrial Dev. Auth., Healthcare Facs. Rev. Bonds (Nazareth Living Center), Series 2015-A, 5.125% 8/15/2045	2,000	1,693
County of St. Louis, Industrial Dev. Auth., Senior Living Facs. Rev. Bonds (Friendship Village St. Louis Obligated Group), Series 2018-A, 5.125% 9/1/2048	980	838
County of St. Louis, Industrial Dev. Auth., Senior Living Facs. Rev. Bonds (Friendship Village St. Louis Obligated Group), Series 2018, 5.125% 9/1/2049	1,335	1,138
County of St. Louis, Industrial Dev. Auth., Senior Living Facs. Rev. Bonds (Friendship Village St. Louis Obligated Group), Series 2018, 5.25% 9/1/2053	6,890	5,894
County of St. Louis, Industrial Dev. Auth., Senior Living Facs. Rev. Bonds (St. Andrew's Resources for Seniors Obligated Group), Series 2015-A, 5.00% 12/1/2025	785	785
County of St. Louis, Industrial Dev. Auth., Senior Living Facs. Rev. Bonds (St. Andrew's Resources for Seniors Obligated Group), Series 2015-A, 5.00% 12/1/2035	1,410	1,338
County of St. Louis, Industrial Dev. Auth., Senior Living Facs. Rev. Bonds (St. Andrew's Resources for Seniors Obligated Group), Series 2015-A, 5.125% 12/1/2045	8,320	7,544
County of Stoddard, Industrial Dev. Auth., Health Facs. Rev. Bonds (Southeast Missouri Hospital Assn.), Series 2016-B, 6.00% 3/1/2037	3,600	3,714
City of Town and Country, Town and Country Crossing Transportation Dev. Dist., Transportation Sales Tax Rev. Ref. Bonds, Series 2020-A, 3.375% 4/1/2037	780	694
City of Washington, Industrial Dev. Auth., Sales Tax. Rev. Ref. Bonds (Phoenix Center II Community Improvement Dist. Project), Series 2021, 2.50% 11/1/2029	300	276
		<u>92,391</u>

# American High-Income Municipal Bond Fund (continued)

Bonds, notes & other debt instruments (continued)	Principal amount (000)	Value (000)
<b>Nebraska 0.18%</b>		
County of Douglas, Sanitary and Improvement Dist. No. 596 (West Center Village), Construction Fund Warrants, Series 2019, 7.00% PIK or 7.00% Cash 1/13/2025 <sup>7,8,9,10</sup>	USD184	\$ 184
County of Douglas, Sanitary and Improvement Dist. No. 596 (West Center Village), Construction Fund Warrants, Series 2019, 7.00% PIK or 7.00% Cash 3/16/2025 <sup>7,8,9,10</sup>	25	25
County of Douglas, Sanitary and Improvement Dist. No. 596 (West Center Village), Construction Fund Warrants, Series 2019, 7.00% PIK or 7.00% Cash 4/13/2025 <sup>7,8,9,10</sup>	172	172
County of Douglas, Sanitary and Improvement Dist. No. 596 (West Center Village), Construction Fund Warrants, Series 2020, 7.00% PIK or 7.00% Cash 6/8/2025 <sup>7,8,9,10</sup>	151	151
County of Douglas, Sanitary and Improvement Dist. No. 596 (West Center Village), Construction Fund Warrants, Series 2020, 7.00% PIK or 7.00% Cash 8/14/2025 <sup>7,8,9,10</sup>	190	190
County of Douglas, Sanitary and Improvement Dist. No. 605 (Bluestem Meadows), Construction Fund Warrants, Series 2021, 7.00% PIK 8/4/2026 <sup>8,9,10</sup>	516	516
County of Douglas, Sanitary and Improvement Dist. No. 605 (Bluestem Meadows), Construction Fund Warrants, Series 2021, 7.00% PIK 9/13/2026 <sup>8,9,10</sup>	3	3
County of Douglas, Sanitary and Improvement Dist. No. 605 (Bluestem Meadows), Construction Fund Warrants, Series 2022, 7.00% PIK 2/23/2027 <sup>8,9,10</sup>	372	372
County of Douglas, Sanitary and Improvement Dist. No. 605 (Bluestem Meadows), Construction Fund Warrants, Series 2022, 7.00% PIK 4/13/2027 <sup>8,9,10</sup>	2	2
County of Douglas, Sanitary and Improvement Dist. No. 605 (Bluestem Meadows), Construction Fund Warrants, Series 2022, 7.00% PIK 8/11/2027 <sup>8,9,10</sup>	240	240
County of Douglas, Sanitary and Improvement Dist. No. 605 (Bluestem Meadows), Construction Fund Warrants, Series 2022, 7.00% PIK 9/19/2027 <sup>8,9,10</sup>	201	201
County of Douglas, Sanitary and Improvement Dist. No. 605 (Bluestem Meadows), Construction Fund Warrants, Series 2022, 7.00% PIK 12/7/2027 <sup>8,9,10</sup>	135	135
County of Douglas, Sanitary and Improvement Dist. No. 605 (Bluestem Meadows), Construction Fund Warrants, Series 2022, 7.00% PIK 1/4/2028 <sup>8,9,10</sup>	602	602
County of Douglas, Sanitary and Improvement Dist. No. 605 (Bluestem Meadows), Construction Fund Warrants, Series 2022, 7.00% PIK or 7.00% Cash 2/21/2028 <sup>8,9,10</sup>	93	93
County of Douglas, Sanitary and Improvement Dist. No. 605 (Bluestem Meadows), Construction Fund Warrants, Series 2022, 7.00% PIK or 7.00% Cash 3/14/2028 <sup>8,9,10</sup>	27	27
County of Douglas, Sanitary and Improvement Dist. No. 605 (Bluestem Meadows), Construction Fund Warrants, Series 2022, 7.00% PIK or 7.00% Cash 5/11/2028 <sup>8,9,10</sup>	621	621
County of Douglas, Sanitary and Improvement Dist. No. 605 (Bluestem Meadows), Construction Fund Warrants, Series 2022, 7.00% PIK or 7.00% Cash 6/21/2028 <sup>8,9,10</sup>	628	628
Investment Fin. Auth., Single Family Housing Rev. Bonds, Series 2019-B, AMT, 4.00% 9/1/2049	1,475	1,452
County of Sarpy, Sanitary and Improvement Dist. No. 340 (Ashbury Hills), Construction Fund Warrants, Series 2020, 7.00% PIK 11/19/2025 <sup>7,8,9,10</sup>	370	370
County of Sarpy, Sanitary and Improvement Dist. No. 340 (Ashbury Hills), Construction Fund Warrants, Series 2020, 7.00% PIK 12/17/2025 <sup>7,8,9,10</sup>	876	876
County of Sarpy, Sanitary and Improvement Dist. No. 340 (Ashbury Hills), Construction Fund Warrants, Series 2020, 7.00% PIK 1/21/2026 <sup>7,8,9,10</sup>	401	401
County of Sarpy, Sanitary and Improvement Dist. No. 340 (Ashbury Hills), Construction Fund Warrants, Series 2020, 7.00% PIK 3/18/2026 <sup>7,8,9,10</sup>	420	420
County of Sarpy, Sanitary and Improvement Dist. No. 340 (Ashbury Hills), Construction Fund Warrants, Series 2020, 7.00% PIK 4/15/2026 <sup>7,8,9,10</sup>	232	232
County of Sarpy, Sanitary and Improvement Dist. No. 340 (Ashbury Hills), Construction Fund Warrants, Series 2020, 7.00% PIK 5/20/2026 <sup>7,8,9,10</sup>	6	6
County of Sarpy, Sanitary and Improvement Dist. No. 340 (Ashbury Hills), Construction Fund Warrants, Series 2020, 7.00% PIK 6/22/2026 <sup>7,8,9,10</sup>	270	270
County of Sarpy, Sanitary and Improvement Dist. No. 340 (Ashbury Hills), Construction Fund Warrants, Series 2020, 7.00% PIK 7/20/2026 <sup>7,8,9,10</sup>	120	120
County of Sarpy, Sanitary and Improvement Dist. No. 340 (Ashbury Hills), Construction Fund Warrants, Series 2020, 7.00% PIK or 7.00% Cash 8/12/2026 <sup>7,8,9,10</sup>	4	4
County of Sarpy, Sanitary and Improvement Dist. No. 340 (Ashbury Hills), Construction Fund Warrants, Series 2020, 7.00% PIK or 7.00% Cash 9/7/2026 <sup>7,8,9,10</sup>	909	909
County of Sarpy, Sanitary and Improvement Dist. No. 340 (Ashbury Hills), Construction Fund Warrants, Series 2020, 7.00% PIK or 7.00% Cash 10/26/2026 <sup>7,8,9,10</sup>	64	64
County of Sarpy, Sanitary and Improvement Dist. No. 340 (Ashbury Hills), Construction Fund Warrants, Series 2020, 7.00% PIK or 7.00% Cash 11/23/2026 <sup>7,8,9,10</sup>	30	30
County of Sarpy, Sanitary and Improvement Dist. No. 340 (Ashbury Hills), Construction Fund Warrants, Series 2020, 7.00% PIK or 7.00% Cash 12/14/2026 <sup>7,8,9,10</sup>	199	199
County of Sarpy, Sanitary and Improvement Dist. No. 340 (Ashbury Hills), Construction Fund Warrants, Series 2020, 7.00% PIK or 7.00% Cash 1/18/2027 <sup>7,8,9,10</sup>	363	363



# American High-Income Municipal Bond Fund (continued)

Bonds, notes & other debt instruments (continued)	Principal amount (000)	Value (000)
<b>Nebraska (continued)</b>		
County of Sarpy, Sanitary and Improvement Dist. No. 340 (Ashbury Hills), Construction Fund Warrants, Series 2020, 7.00% PIK or 7.00% Cash 3/15/2027 <sup>7,8,9,10</sup>	USD3	\$ 3
County of Sarpy, Sanitary and Improvement Dist. No. 340 (Ashbury Hills), Construction Fund Warrants, Series 2020, 7.00% PIK or 7.00% Cash 4/12/2027 <sup>7,8,9,10</sup>	611	611
County of Sarpy, Sanitary and Improvement Dist. No. 340 (Ashbury Hills), Construction Fund Warrants, Series 2020, 7.00% PIK or 7.00% Cash 6/16/2027 <sup>7,8,9,10</sup>	462	462
County of Sarpy, Sanitary and Improvement Dist. No. 340 (Ashbury Hills), Construction Fund Warrants, Series 2020, 7.00% PIK or 7.00% Cash 7/21/2027 <sup>7,8,9,10</sup>	10	10
County of Sarpy, Sanitary and Improvement Dist. No. 340 (Ashbury Hills), Construction Fund Warrants, Series 2020, 7.00% PIK or 7.00% Cash 8/18/2027 <sup>7,8,9,10</sup>	5	5
County of Sarpy, Sanitary and Improvement Dist. No. 340 (Ashbury Hills), Construction Fund Warrants, Series 2020, 7.00% PIK or 7.00% Cash 9/15/2027 <sup>8,9,10</sup>	259	259
County of Sarpy, Sanitary and Improvement Dist. No. 340 (Ashbury Hills), Construction Fund Warrants, Series 2020, 7.00% PIK or 7.00% Cash 10/20/2027 <sup>8,9,10</sup>	321	321
County of Sarpy, Sanitary and Improvement Dist. No. 340 (Ashbury Hills), Construction Fund Warrants, Series 2020, 7.00% PIK or 7.00% Cash 11/17/2027 <sup>8,9,10</sup>	12	12
County of Sarpy, Sanitary and Improvement Dist. No. 340 (Ashbury Hills), Construction Fund Warrants, Series 2020, 7.00% PIK or 7.00% Cash 12/15/2027 <sup>8,9,10</sup>	158	158
County of Sarpy, Sanitary and Improvement Dist. No. 340 (Ashbury Hills), Construction Fund Warrants, Series 2020, 7.00% PIK or 7.00% Cash 2/16/2028 <sup>8,9,10</sup>	61	61
County of Sarpy, Sanitary and Improvement Dist. No. 340 (Ashbury Hills), Construction Fund Warrants, Series 2020, 7.00% PIK or 7.00% Cash 3/16/2028 <sup>8,9,10</sup>	355	355
County of Sarpy, Sanitary and Improvement Dist. No. 354 (Sunset Meadows), Construction Fund Warrants, Series 2022, 6.00% PIK or 6.00% Cash 12/6/2026 <sup>7,8,9,10</sup>	53	53
County of Sarpy, Sanitary and Improvement Dist. No. 354 (Sunset Meadows), Construction Fund Warrants, Series 2022, 6.00% PIK or 6.00% Cash 12/29/2026 <sup>7,8,9,10</sup>	609	609
County of Sarpy, Sanitary and Improvement Dist. No. 354 (Sunset Meadows), Construction Fund Warrants, Series 2022, 6.00% PIK or 6.00% Cash 1/26/2027 <sup>7,8,9,10</sup>	106	106
County of Sarpy, Sanitary and Improvement Dist. No. 354 (Sunset Meadows), Construction Fund Warrants, Series 2022, 6.00% PIK or 6.00% Cash 6/6/2027 <sup>7,8,9,10</sup>	347	347
County of Sarpy, Sanitary and Improvement Dist. No. 354 (Sunset Meadows), Construction Fund Warrants, Series 2022, 6.00% PIK or 6.00% Cash 6/27/2027 <sup>7,8,9,10</sup>	594	594
County of Sarpy, Sanitary and Improvement Dist. No. 354 (Sunset Meadows), Construction Fund Warrants, Series 2022, 6.00% PIK or 6.00% Cash 7/18/2027 <sup>7,8,9,10</sup>	2,133	2,133
County of Sarpy, Sanitary and Improvement Dist. No. 354 (Sunset Meadows), Construction Fund Warrants, Series 2022, 6.00% PIK or 6.00% Cash 8/18/2027 <sup>7,8,9,10</sup>	727	727
County of Sarpy, Sanitary and Improvement Dist. No. 354 (Sunset Meadows), Construction Fund Warrants, Series 2022, 6.00% PIK or 6.00% Cash 9/6/2027 <sup>7,8,9,10</sup>	13	13
County of Sarpy, Sanitary and Improvement Dist. No. 354 (Sunset Meadows), Construction Fund Warrants, Series 2022, 6.00% PIK or 6.00% Cash 10/24/2027 <sup>7,8,9,10</sup>	2,296	2,296
County of Sarpy, Sanitary and Improvement Dist. No. 354 (Sunset Meadows), Construction Fund Warrants, Series 2022, 6.00% PIK or 6.00% Cash 11/21/2027 <sup>8,9,10</sup>	785	785
County of Sarpy, Sanitary and Improvement Dist. No. 354 (Sunset Meadows), Construction Fund Warrants, Series 2022, 6.00% PIK or 6.00% Cash 1/30/2028 <sup>8,9,10</sup>	31	31
County of Sarpy, Sanitary and Improvement Dist. No. 354 (Sunset Meadows), Construction Fund Warrants, Series 2022, 6.00% PIK or 6.00% Cash 4/10/2028 <sup>8,9,10</sup>	46	46
County of Sarpy, Sanitary and Improvement Dist. No. 354 (Sunset Meadows), Construction Fund Warrants, Series 2022, 6.00% PIK or 6.00% Cash 5/8/2028 <sup>8,9,10</sup>	439	439
		<u>20,314</u>
<b>Nevada 0.41%</b>		
Dept. of Business and Industry, Charter School Rev. Bonds (Doral Academy of Nevada), Series 2017-A, 5.00% 7/15/2037	1,000	995
Dept. of Business and Industry, Charter School Rev. Bonds (Doral Academy of Nevada), Series 2017-A, 5.00% 7/15/2047	1,600	1,495
Dept. of Business and Industry, Lease Rev. Bonds (Somerset Academy), Series 2015-A, 4.00% 12/15/2025	800	777
Dept. of Business and Industry, Lease Rev. Bonds (Somerset Academy), Series 2018-A, 4.50% 12/15/2029 <sup>2</sup>	2,210	2,146
Dept. of Business and Industry, Lease Rev. Bonds (Somerset Academy), Series 2018-A, 5.00% 12/15/2038 <sup>2</sup>	1,000	954
Dept. of Business and Industry, Lease Rev. Bonds (Somerset Academy), Series 2015-A, 5.125% 12/15/2045 <sup>2</sup>	1,000	922
Dept. of Business and Industry, Lease Rev. Bonds (Somerset Academy), Series 2018-A, 5.00% 12/15/2048 <sup>2</sup>	1,500	1,337
County of Clark, Airport System Rev. Notes, Series 2021-B, AMT, 5.00% 7/1/2024	1,000	1,009

# American High-Income Municipal Bond Fund (continued)

Bonds, notes & other debt instruments (continued)	Principal amount (000)	Value (000)
<b>Nevada (continued)</b>		
County of Clark, Special Improvement Dist. No. 121 (Southern Highlands Area), Local Improvement Rev. Ref. Bonds, Series 2016, 2.75% 12/1/2023	USD340	\$ 339
County of Clark, Special Improvement Dist. No. 121 (Southern Highlands Area), Local Improvement Rev. Ref. Bonds, Series 2016, 3.00% 12/1/2024	360	356
County of Clark, Special Improvement Dist. No. 121 (Southern Highlands Area), Local Improvement Rev. Ref. Bonds, Series 2016, 3.00% 12/1/2025	360	351
City of Henderson, Local Improvement Dist. No. T-16 (Falls at Lake Las Vegas), Limited Obligation Improvement Bonds, Series 2005, 5.125% 3/1/2025	1,395	1,301
City of Las Vegas, Redev. Agcy., Tax Increment Rev. Ref. Bonds, Series 2016, 5.00% 6/15/2045	1,225	1,242
City of Las Vegas, Special Improvement Dist. No. 607 (Providence), Local Improvement Rev. Ref. Bonds, Series 2013, 4.25% 6/1/2024	200	201
City of Las Vegas, Special Improvement Dist. No. 607 (Providence), Local Improvement Rev. Ref. Bonds, Series 2013, 5.00% 6/1/2024	30	30
City of Las Vegas, Special Improvement Dist. No. 612 (Skye Hills), Local Improvement Bonds, Series 2020, 3.50% 6/1/2035	215	180
City of Las Vegas, Special Improvement Dist. No. 612 (Skye Hills), Local Improvement Bonds, Series 2020, 4.00% 6/1/2050	990	784
City of Las Vegas, Special Improvement Dist. No. 812 (Summerlin Village 24), Local Improvement Rev. Ref. Bonds, Series 2015, 4.50% 12/1/2025	595	600
City of Las Vegas, Special Improvement Dist. No. 812 (Summerlin Village 24), Local Improvement Rev. Ref. Bonds, Series 2015, 5.00% 12/1/2026	625	636
City of Las Vegas, Special Improvement Dist. No. 812 (Summerlin Village 24), Local Improvement Rev. Ref. Bonds, Series 2015, 5.00% 12/1/2029	1,475	1,491
City of Las Vegas, Special Improvement Dist. No. 812 (Summerlin Village 24), Local Improvement Rev. Ref. Bonds, Series 2015, 5.00% 12/1/2035	1,450	1,460
City of Las Vegas, Special Improvement Dist. No. 813 (Summerlin Village 26), Local Improvement Bonds, Series 2017, 3.00% 6/1/2024	150	149
City of Las Vegas, Special Improvement Dist. No. 813 (Summerlin Village 26), Local Improvement Bonds, Series 2017, 3.00% 6/1/2025	220	216
City of Las Vegas, Special Improvement Dist. No. 813 (Summerlin Village 26), Local Improvement Bonds, Series 2017, 3.25% 6/1/2026	215	210
City of Las Vegas, Special Improvement Dist. No. 813 (Summerlin Village 26), Local Improvement Bonds, Series 2017, 3.50% 6/1/2027	235	229
City of Las Vegas, Special Improvement Dist. No. 813 (Summerlin Village 26), Local Improvement Bonds, Series 2017, 3.50% 6/1/2028	220	213
City of Las Vegas, Special Improvement Dist. No. 813 (Summerlin Village 26), Local Improvement Bonds, Series 2017, 4.00% 6/1/2033	1,090	1,057
City of Las Vegas, Special Improvement Dist. No. 813 (Summerlin Village 26), Local Improvement Bonds, Series 2017, 4.25% 6/1/2037	940	912
City of Las Vegas, Special Improvement Dist. No. 813 (Summerlin Village 26), Local Improvement Bonds, Series 2017, 4.375% 6/1/2042	1,185	1,136
City of Las Vegas, Special Improvement Dist. No. 813 (Summerlin Village 26), Local Improvement Bonds, Series 2017, 4.50% 6/1/2047	1,430	1,356
City of Las Vegas, Special Improvement Dist. No. 814 (Summerlin Village 21 and 24A), Local Improvement Bonds, Series 2019, 3.50% 6/1/2025	190	187
City of Las Vegas, Special Improvement Dist. No. 814 (Summerlin Village 21 and 24A), Local Improvement Bonds, Series 2019, 3.50% 6/1/2026	190	185
City of Las Vegas, Special Improvement Dist. No. 814 (Summerlin Village 21 and 24A), Local Improvement Bonds, Series 2019, 3.50% 6/1/2027	190	183
City of Las Vegas, Special Improvement Dist. No. 814 (Summerlin Village 21 and 24A), Local Improvement Bonds, Series 2019, 3.50% 6/1/2028	145	138
City of Las Vegas, Special Improvement Dist. No. 814 (Summerlin Village 21 and 24A), Local Improvement Bonds, Series 2019, 3.50% 6/1/2029	335	314
City of Las Vegas, Special Improvement Dist. No. 814 (Summerlin Village 21 and 24A), Local Improvement Bonds, Series 2019, 3.25% 6/1/2031	300	270
City of Las Vegas, Special Improvement Dist. No. 814 (Summerlin Village 21 and 24A), Local Improvement Bonds, Series 2019, 3.50% 6/1/2032	405	368
City of Las Vegas, Special Improvement Dist. No. 814 (Summerlin Village 21 and 24A), Local Improvement Bonds, Series 2019, 3.50% 6/1/2033	450	406
City of Las Vegas, Special Improvement Dist. No. 814 (Summerlin Village 21 and 24A), Local Improvement Bonds, Series 2019, 3.50% 6/1/2035	985	864
City of Las Vegas, Special Improvement Dist. No. 814 (Summerlin Village 21 and 24A), Local Improvement Bonds, Series 2019, 4.00% 6/1/2039	490	442

# American High-Income Municipal Bond Fund (continued)

Bonds, notes & other debt instruments (continued)	Principal amount (000)	Value (000)
<b>Nevada (continued)</b>		
City of Las Vegas, Special Improvement Dist. No. 814 (Summerlin Village 21 and 24A), Local Improvement Bonds, Series 2019, 4.00% 6/1/2049	USD1,575	\$ 1,300
City of Las Vegas, Special Improvement Dist. No. 815 (Summerlin Village 25), Local Improvement Bonds, Series 2020, 4.75% 12/1/2040	995	961
City of Las Vegas, Special Improvement Dist. No. 816 (Summerlin Village 22), Local Improvement Bonds, Series 2021, 2.75% 6/1/2033	520	423
City of Las Vegas, Special Improvement Dist. No. 816 (Summerlin Village 22), Local Improvement Bonds, Series 2021, 2.75% 6/1/2036	835	638
City of Las Vegas, Special Improvement Dist. No. 816 (Summerlin Village 22), Local Improvement Bonds, Series 2021, 3.00% 6/1/2041	1,000	731
City of Las Vegas, Special Improvement Dist. No. 816 (Summerlin Village 22), Local Improvement Bonds, Series 2021, 3.125% 6/1/2051	1,425	923
City of Las Vegas, Special Improvement Dist. Nos. 808 and 810 (Summerlin Village 23B), Local Improvement Rev. Ref. Bonds, Series 2014, 5.00% 6/1/2026	700	705
City of Las Vegas, Special Improvement Dist. Nos. 808 and 810 (Summerlin Village 23B), Local Improvement Rev. Ref. Bonds, Series 2014, 5.00% 6/1/2028	280	282
City of Las Vegas, Special Improvement Dist. Nos. 808 and 810 (Summerlin Village 23B), Local Improvement Rev. Ref. Bonds, Series 2014, 5.00% 6/1/2029	495	498
City of Las Vegas, Special Improvement Dist. Nos. 808 and 810 (Summerlin Village 23B), Local Improvement Rev. Ref. Bonds, Series 2014, 5.00% 6/1/2031	110	110
City of North Las Vegas, Special Improvement Dist. No. 64 (Valley Vista), Local Improvement Bonds, Series 2019, 3.50% 6/1/2024	115	114
City of North Las Vegas, Special Improvement Dist. No. 64 (Valley Vista), Local Improvement Bonds, Series 2019, 3.75% 6/1/2025	140	139
City of North Las Vegas, Special Improvement Dist. No. 64 (Valley Vista), Local Improvement Bonds, Series 2019, 3.75% 6/1/2026	185	182
City of North Las Vegas, Special Improvement Dist. No. 64 (Valley Vista), Local Improvement Bonds, Series 2019, 3.75% 6/1/2027	255	248
City of North Las Vegas, Special Improvement Dist. No. 64 (Valley Vista), Local Improvement Bonds, Series 2019, 3.875% 6/1/2028	385	372
City of North Las Vegas, Special Improvement Dist. No. 64 (Valley Vista), Local Improvement Bonds, Series 2019, 4.00% 6/1/2029	200	195
City of North Las Vegas, Special Improvement Dist. No. 64 (Valley Vista), Local Improvement Bonds, Series 2019, 4.00% 6/1/2030	330	319
City of North Las Vegas, Special Improvement Dist. No. 64 (Valley Vista), Local Improvement Bonds, Series 2019, 4.25% 6/1/2034	595	572
City of North Las Vegas, Special Improvement Dist. No. 64 (Valley Vista), Local Improvement Bonds, Series 2019, 4.50% 6/1/2039	755	720
City of North Las Vegas, Special Improvement Dist. No. 64 (Valley Vista), Local Improvement Bonds, Series 2019, 4.625% 6/1/2043	640	603
City of North Las Vegas, Special Improvement Dist. No. 64 (Valley Vista), Local Improvement Bonds, Series 2019, 4.625% 6/1/2049	1,405	1,293
City of North Las Vegas, Special Improvement Dist. No. 66 (Villages at Tule Springs Village 1), Local Improvement Bonds, Series 2022, 5.50% 6/1/2037 <sup>2</sup>	750	755
City of North Las Vegas, Special Improvement Dist. No. 66 (Villages at Tule Springs Village 1), Local Improvement Bonds, Series 2022, 5.75% 6/1/2042 <sup>2</sup>	1,100	1,105
City of North Las Vegas, Special Improvement Dist. No. 66 (Villages at Tule Springs Village 1), Local Improvement Bonds, Series 2022, 5.75% 6/1/2047 <sup>2</sup>	1,600	1,585
City of North Las Vegas, Special Improvement Dist. No. 66 (Villages at Tule Springs Village 1), Local Improvement Bonds, Series 2022, 6.00% 6/1/2052 <sup>2</sup>	1,800	1,815
City of Reno, Sales Tax Rev. Ref. Bonds (ReTRAC - Reno Transportation Rail Access Corridor Project), Series 2018-B, Assured Guaranty Municipal insured, 4.125% 6/1/2058	1,250	1,168
		<u>45,197</u>
<b>New Hampshire 1.29%</b>		
Business Fin. Auth., Solid Waste Disposal Rev. Bonds (Casella Waste Systems, Inc. Project), Series 2013, AMT, 2.95% 4/1/2029 (put 10/1/2019) <sup>2</sup>	1,900	1,711
Health and Education Facs. Auth., Rev. Bonds (Elliot Hospital Issue), Series 2016, 5.00% 10/1/2031	1,250	1,285
National Fin. Auth., Hospital Rev. Bonds (St. Luke's University Health Network Project), Series 2021-B, Assured Guaranty Municipal insured, 3.00% 8/15/2046	1,605	1,202
National Fin. Auth., Hospital Rev. Bonds (St. Luke's University Health Network Project), Series 2021-B, Assured Guaranty Municipal insured, 3.00% 8/15/2051	15,085	10,748

# American High-Income Municipal Bond Fund (continued)

Bonds, notes & other debt instruments (continued)	Principal amount (000)	Value (000)
<b>New Hampshire (continued)</b>		
National Fin. Auth., Municipal Certs., Series 2020-1, Class A, 4.125% 1/20/2034	USD28,265	\$ 27,697
National Fin. Auth., Municipal Certs., Series 2022-1, Class X, 0.334% 9/20/2036	75,450	1,737
National Fin. Auth., Municipal Certs., Series 2022-1, Class A, 4.375% 9/20/2036	21,000	20,762
National Fin. Auth., Municipal Certs., Series 2022-2, Class X, 0.674% 10/20/2036 <sup>4,5</sup>	63,500	3,168
National Fin. Auth., Municipal Certs., Series 2022-2, Class A, 4.00% 10/20/2036	31,057	29,688
National Fin. Auth., Municipal Certs., Series 2023-2, Class X, 0.813% 1/20/2038	53,000	3,063
National Fin. Auth., Municipal Certs., Series 2023-2, Class A, 3.875% 1/20/2038	14,430	13,454
National Fin. Auth., Resource Recovery Rev. Ref. Bonds (Covanta Project), Series 2018-B, 4.625% 11/1/2042 <sup>2</sup>	1,000	867
National Fin. Auth., Resource Recovery Rev. Ref. Bonds (Covanta Project), Series 2018-C, AMT, 4.875% 11/1/2042 <sup>2</sup>	1,750	1,567
National Fin. Auth., Resource Recovery Rev. Ref. Bonds (Covanta Project), Series 2020-B, AMT, 3.75% 7/1/2045 (put 7/2/2040) <sup>2</sup>	10,720	8,391
National Fin. Auth., Resource Recovery Rev. Ref. Green Bonds (Covanta Project), Series 2020-A, 3.625% 7/1/2043 (put 7/2/2040) <sup>2</sup>	10,085	7,759
National Fin. Auth., Senior Living Rev. Ref. Bonds (Springpoint Senior Living, Inc.), Series 2021, 4.00% 1/1/2041	2,000	1,661
National Fin. Auth., Senior Living Rev. Ref. Bonds (Springpoint Senior Living, Inc.), Series 2021, 4.00% 1/1/2051	2,100	1,596
National Fin. Auth., Solid Waste Disposal Rev. Ref. Bonds (Waste Management, Inc. Project), Series 2018-A, AMT, (SIFMA Municipal Swap Index + 0.75%) 4.355% 10/1/2033 (put 7/1/2024) <sup>4</sup>	3,270	3,210
National Fin. Auth., Solid Waste Disposal Rev. Ref. Bonds (Waste Management, Inc. Project), Series 2019-A-4, AMT, 2.15% 8/1/2038 (put 7/1/2024)	2,000	1,966
		<u>141,532</u>
<b>New Jersey 2.89%</b>		
Atlantic City, Tax Appeal Rev. Ref. Bonds, Series 2017-B, Assured Guaranty Municipal insured, 5.00% 3/1/2032	1,200	1,277
County of Camden, Improvement Auth., Charter School Rev. Bonds (Camden Prep High School Project), Series 2022, 5.00% 7/15/2052 <sup>2</sup>	2,000	1,959
County of Camden, Improvement Auth., Charter School Rev. Bonds (Camden Prep High School Project), Series 2022, 5.00% 7/15/2062 <sup>2</sup>	4,555	4,381
County of Camden, Improvement Auth., Health Care Redev. Project, Rev. Bonds (Cooper Health System Obligated Group Issue), Series 2013-A, 5.75% 2/15/2042	1,330	1,332
County of Camden, Improvement Auth., Health Care Redev. Project, Rev. Ref. Bonds (Cooper Health System Obligated Group Issue), Series 2014, 5.00% 2/15/2032	555	558
Casino Reinvestment Dev. Auth., Luxury Tax Rev. Bonds, Series 2014, Assured Guaranty Municipal insured, 5.00% 11/1/2026	1,500	1,531
Casino Reinvestment Dev. Auth., Luxury Tax Rev. Bonds, Series 2014, Assured Guaranty Municipal insured, 5.00% 11/1/2029	1,180	1,206
Casino Reinvestment Dev. Auth., Luxury Tax Rev. Bonds, Series 2014, Assured Guaranty Municipal insured, 5.25% 11/1/2039	2,500	2,524
Casino Reinvestment Dev. Auth., Luxury Tax Rev. Bonds, Series 2014, Assured Guaranty Municipal insured, 5.25% 11/1/2044	1,000	1,007
Econ. Dev. Auth., Energy Fac. Rev. Bonds (UMM Energy Partners, LLC Project), Series 2012-A, AMT, 5.00% 6/15/2037	7,085	7,086
Econ. Dev. Auth., Energy Fac. Rev. Bonds (UMM Energy Partners, LLC Project), Series 2012-A, AMT, 5.125% 6/15/2043	750	750
Econ. Dev. Auth., Motor Vehicle Surcharges Rev. Ref. Bonds, Series 2017-A, BAM insured, 5.00% 7/1/2027	750	798
Econ. Dev. Auth., Private Activity Bonds (Goethals Bridge Replacement Project), Series 2013, AMT, 5.375% 1/1/2043	7,725	7,743
Econ. Dev. Auth., Private Activity Bonds (Goethals Bridge Replacement Project), Series 2013, AMT, 5.625% 1/1/2052	3,940	3,952
Econ. Dev. Auth., Rev. Bonds (Foundation Academy Charter School Project), Series 2018-A, 5.00% 7/1/2050	1,100	1,064
Econ. Dev. Auth., Rev. Bonds (Provident Group - Kean Properties, LLC - Kean University Student Housing Project), Series 2017-A, 5.00% 7/1/2047	3,500	3,234
Econ. Dev. Auth., Rev. Bonds (Provident Group - Kean Properties, LLC - Kean University Student Housing Project), Series 2017-A, 5.00% 1/1/2050	1,590	1,455
Econ. Dev. Auth., Rev. Ref. Bonds (Provident Group - Montclair Properties, LLC - Montclair State University Student Housing Project), Series 2017, Assured Guaranty Municipal insured, 5.00% 6/1/2037	2,750	2,849
Econ. Dev. Auth., Rev. Ref. Bonds (Provident Group - Rowan Properties, LLC - Rowan University Student Housing Project), Series 2015-A, 5.00% 1/1/2035	3,750	3,648
Econ. Dev. Auth., Rev. Ref. Bonds (Provident Group - Rowan Properties, LLC - Rowan University Student Housing Project), Series 2015-A, 5.00% 1/1/2048	2,150	1,922
Econ. Dev. Auth., School Facs. Construction Bonds, Series 2015-WW, 5.25% 6/15/2029 (preref. 6/15/2025)	2,500	2,598
Econ. Dev. Auth., School Facs. Construction Bonds, Series 2017-DDD, 5.00% 6/15/2034 (preref. 6/15/2027)	1,500	1,622

# American High-Income Municipal Bond Fund (continued)

Bonds, notes & other debt instruments (continued)	Principal amount (000)	Value (000)
<b>New Jersey (continued)</b>		
Econ. Dev. Auth., School Facs. Construction Bonds, Series 2021-QQQ, 4.00% 6/15/2035	USD800	\$ 822
Econ. Dev. Auth., School Facs. Construction Bonds, Series 2017-DDD, 5.00% 6/15/2035 (preref. 6/15/2027)	1,275	1,379
Econ. Dev. Auth., School Facs. Construction Rev. Bonds, Series 2018-EEE, 5.00% 6/15/2043	1,850	1,937
Econ. Dev. Auth., School Facs. Construction Rev. Bonds, Series 2018-EEE, 5.00% 6/15/2043 (preref. 12/1/2028)	1,085	1,207
Econ. Dev. Auth., School Facs. Construction Rev. Ref. Bonds, Series 2015-XX, 5.00% 6/15/2025	4,250	4,375
Econ. Dev. Auth., School Facs. Construction Rev. Ref. Bonds, Series 2024-SSS, 5.25% 6/15/2038	1,000	1,084
Econ. Dev. Auth., School Facs. Rev. Bonds (Beloved Community Charter School), Series 2019-A, 4.00% 6/15/2029 <sup>2</sup>	465	445
Econ. Dev. Auth., School Facs. Rev. Bonds (Beloved Community Charter School), Series 2019-A, 5.00% 6/15/2039 <sup>2</sup>	825	790
Econ. Dev. Auth., School Facs. Rev. Bonds (Beloved Community Charter School), Series 2019-A, 5.00% 6/15/2049 <sup>2</sup>	930	852
Econ. Dev. Auth., School Facs. Rev. Bonds (Beloved Community Charter School), Series 2019-A, 5.00% 6/15/2054 <sup>2</sup>	725	654
Econ. Dev. Auth., Special Fac. Rev. Bonds (Continental Airlines, Inc. Project), Series 1999, AMT, 5.125% 9/15/2023	2,610	2,611
Econ. Dev. Auth., Special Fac. Rev. Bonds (Continental Airlines, Inc. Project), Series 1999, AMT, 5.25% 9/15/2029	28,715	28,778
Econ. Dev. Auth., Special Fac. Rev. Bonds (Continental Airlines, Inc. Project), Series 2000-B, AMT, 5.625% 11/15/2030	3,545	3,597
Econ. Dev. Auth., Special Fac. Rev. Bonds (Continental Airlines, Inc. Project), Series 2003, AMT, 5.50% 6/1/2033	3,500	3,538
Econ. Dev. Auth., Special Fac. Rev. Ref. Bonds (Continental Airlines, Inc. Project), Series 2012, AMT, 5.75% 9/15/2027	3,825	3,835
Econ. Dev. Auth., Transit Transportation Project Bonds, Series 2020-A, 4.00% 11/1/2037	1,850	1,848
Econ. Dev. Auth., Transit Transportation Project Bonds, Series 2020-A, 4.00% 11/1/2038	2,500	2,476
Econ. Dev. Auth., Transit Transportation Project Bonds, Series 2020-A, 4.00% 11/1/2039	4,550	4,477
Econ. Dev. Auth., Water Facs. Rev. Ref. Bonds (American Water Co., Inc. Project), Series 2019-A, AMT, 2.20% 10/1/2039 (put 12/3/2029)	2,500	2,176
Educational Facs. Auth., Rev. Bonds (Higher Education Capital Improvement Fund Issue), Series 2014-A, 4.00% 9/1/2031	5,000	4,996
Health Care Facs. Fncg. Auth., Rev. and Rev. Ref. Bonds (Trinitas Regional Medical Center Obligated Group Issue), Series 2017-A, 5.00% 7/1/2024 (escrowed to maturity)	1,000	1,015
Health Care Facs. Fncg. Auth., Rev. and Rev. Ref. Bonds (Trinitas Regional Medical Center Obligated Group Issue), Series 2017-A, 5.00% 7/1/2027 (preref. 7/1/2026)	500	527
Health Care Facs. Fncg. Auth., Rev. Bonds (Princeton HealthCare System Issue), Series 2016-A, 5.00% 7/1/2034	1,000	1,049
Health Care Facs. Fncg. Auth., Rev. Bonds (St. Joseph's Healthcare System Obligated Group Issue), Series 2016, 5.00% 7/1/2031	1,700	1,741
Health Care Facs. Fncg. Auth., Rev. Bonds (St. Joseph's Healthcare System Obligated Group Issue), Series 2016, 5.00% 7/1/2035	500	508
Higher Education Student Assistance Auth., Student Loan Rev. and Rev. Ref. Bonds, Series 2022, AMT, 4.00% 12/1/2041	5,575	5,513
Higher Education Student Assistance Auth., Student Loan Rev. Bonds, Series 2018-A, AMT, 3.75% 12/1/2031	695	680
Higher Education Student Assistance Auth., Student Loan Rev. Bonds, Series 2016-1-A, AMT, 3.50% 12/1/2032	425	415
Higher Education Student Assistance Auth., Student Loan Rev. Bonds, Series 2019-B, AMT, 3.25% 12/1/2039	18,075	17,146
Higher Education Student Assistance Auth., Student Loan Rev. Bonds, Series 2020-B, AMT, 3.50% 12/1/2039	3,700	3,531
Higher Education Student Assistance Auth., Student Loan Rev. Ref. Bonds, Series 2020-A, AMT, 3.50% 12/1/2039	8,085	7,668
Higher Education Student Assistance Auth., Student Loan Rev. Ref. Bonds, Series 2021-B, AMT, 2.50% 12/1/2040	7,245	6,073
Higher Education Student Assistance Auth., Student Loan Rev. Ref. Bonds, Series 2023-B, AMT, 4.00% 12/1/2044	15,045	14,655
Higher Education Student Assistance Auth., Student Loan Rev. Ref. Bonds, Series 2021-C, AMT, 3.25% 12/1/2051	3,000	2,158
Housing and Mortgage Fin. Agcy., Single Family Housing Rev. Bonds, Series 2019-C, 4.75% 10/1/2050	845	853
Housing and Mortgage Fin. Agcy., Single Family Housing Rev. Bonds, Series 2020-H, 3.00% 10/1/2052	4,390	4,195
South Jersey Port Corp., Marine Terminal Rev. Bonds, Series 2017-B, AMT, 5.00% 1/1/2036	1,000	1,029
South Jersey Port Corp., Marine Terminal Rev. Bonds, Series 2017-B, AMT, 5.00% 1/1/2042	1,250	1,266
South Jersey Port Corp., Marine Terminal Rev. Bonds, Series 2017-B, AMT, 5.00% 1/1/2048	1,875	1,887
South Jersey Transportation Auth., Transportation System Rev. Bonds, Series 2022-A, 4.625% 11/1/2047	1,550	1,574
South Jersey Transportation Auth., Transportation System Rev. Ref. Bonds, Series 2014-A, 5.00% 11/1/2033	1,600	1,616
South Jersey Transportation Auth., Transportation System Rev. Ref. Bonds, Series 2020-A, 5.00% 11/1/2045	1,895	1,966
South Jersey Transportation Auth., Transportation System Rev. Ref. Bonds, Series 2020-A, 4.00% 11/1/2050	3,000	2,790
Tobacco Settlement Fncg. Corp., Tobacco Settlement Bonds, Series 2018-A, 5.25% 6/1/2046	1,210	1,256
Transportation Trust Fund Auth., Transportation Program Bonds, Series 2022-BB, 4.00% 6/15/2037	600	604
Transportation Trust Fund Auth., Transportation Program Bonds, Series 2020-AA, 4.00% 6/15/2038	6,755	6,751
Transportation Trust Fund Auth., Transportation Program Bonds, Series 2020-AA, 4.00% 6/15/2039	1,500	1,488
Transportation Trust Fund Auth., Transportation Program Bonds, Series 2022-BB, 4.00% 6/15/2039	1,750	1,736
Transportation Trust Fund Auth., Transportation Program Bonds, Series 2020-AA, 4.00% 6/15/2040	1,500	1,479
Transportation Trust Fund Auth., Transportation Program Bonds, Series 2019-BB, 4.00% 6/15/2044	3,375	3,295



# American High-Income Municipal Bond Fund (continued)

Bonds, notes & other debt instruments (continued)	Principal amount (000)	Value (000)
<b>New Jersey (continued)</b>		
Transportation Trust Fund Auth., Transportation Program Bonds, Series 2019-BB, 5.00% 6/15/2044	USD975	\$ 1,019
Transportation Trust Fund Auth., Transportation Program Bonds, Series 2020-AA, 4.00% 6/15/2045	1,675	1,629
Transportation Trust Fund Auth., Transportation Program Bonds, Series 2019-AA, 5.00% 6/15/2046	2,000	2,090
Transportation Trust Fund Auth., Transportation Program Bonds, Series 2020-AA, 3.00% 6/15/2050	10,210	7,711
Transportation Trust Fund Auth., Transportation Program Bonds, Series 2022-BB, 3.00% 6/15/2050	28,500	21,407
Transportation Trust Fund Auth., Transportation Program Bonds, Series 2019-BB, 5.00% 6/15/2050	2,500	2,592
Transportation Trust Fund Auth., Transportation System Bonds, Series 2018-A, 5.00% 12/15/2024	750	766
Transportation Trust Fund Auth., Transportation System Bonds, Series 2019-A, 5.00% 12/15/2024	2,000	2,042
Transportation Trust Fund Auth., Transportation System Bonds, Series 2018-A, 5.00% 12/15/2033	2,500	2,710
Transportation Trust Fund Auth., Transportation System Bonds, Series 2022-A, 4.00% 6/15/2039	3,500	3,473
Transportation Trust Fund Auth., Transportation System Bonds, Series 2022-A, 4.00% 6/15/2040	1,035	1,021
Transportation Trust Fund Auth., Transportation System Bonds, Series 2022-A, 4.00% 6/15/2041	2,000	1,969
Transportation Trust Fund Auth., Transportation System Bonds, Capital Appreciation Bonds, Series 2006-C, AMBAC insured, 0% 12/15/2026	1,225	1,087
Transportation Trust Fund Auth., Transportation System Bonds, Capital Appreciation Bonds, Series 2010-B, 0% 12/15/2027	1,045	896
Transportation Trust Fund Auth., Transportation System Bonds, Capital Appreciation Bonds, Series 2006-C, National insured, 0% 12/15/2031	17,880	13,192
Transportation Trust Fund Auth., Transportation System Bonds, Capital Appreciation Bonds, Series 2009-A, 0% 12/15/2032	1,250	882
Transportation Trust Fund Auth., Transportation System Bonds, Capital Appreciation Bonds, Series 2006-C, Assured Guaranty Municipal insured, 0% 12/15/2033	15,000	10,245
Transportation Trust Fund Auth., Transportation System Bonds, Capital Appreciation Bonds, Series 2006-C, Assured Guaranty Municipal insured, 0% 12/15/2034	2,800	1,829
Transportation Trust Fund Auth., Transportation System Bonds, Capital Appreciation Bonds, Series 2006-C, AMBAC insured, 0% 12/15/2035	3,580	2,206
Transportation Trust Fund Auth., Transportation System Bonds, Capital Appreciation Bonds, Series 2006-C, AMBAC insured, 0% 12/15/2036	10,660	6,189
County of Union, Improvement Auth., Solid Waste Disposal Rev. Green Bonds (Aries Linden, LLC Project), Series 2019, AMT, 6.75% 12/1/2041 <sup>2</sup>	14,510	9,492
		<u>317,284</u>
<b>New Mexico 0.55%</b>		
Educational Assistance Foundation, Education Loan Bonds, Series 2021-1-A, AMT, 2.05% 9/1/2051	53,245	46,721
City of Farmington, Pollution Control Rev. Ref. Bonds (Public Service Co. of San Juan and Four Corners Projects), Series 2016-B, 2.15% 4/1/2033	4,765	3,771
Mortgage Fin. Auth., Single Family Mortgage Program Bonds, Series 2016-A-2, Class I, AMT, 3.50% 3/1/2046	445	435
Mortgage Fin. Auth., Single Family Mortgage Program Bonds, Series 2021-D, Class I, 3.00% 7/1/2052	3,770	3,613
City of Santa Fe, Retirement Fac. Rev. Bonds (El Castillo Retirement Residences), Series 2019-A, 5.00% 5/15/2034	1,000	948
City of Santa Fe, Retirement Fac. Rev. Bonds (El Castillo Retirement Residences), Series 2019-A, 5.00% 5/15/2039	500	445
City of Santa Fe, Retirement Fac. Rev. Bonds (El Castillo Retirement Residences), Series 2012, 5.00% 5/15/2042	1,225	1,061
City of Santa Fe, Retirement Fac. Rev. Bonds (El Castillo Retirement Residences), Series 2019-A, 5.00% 5/15/2044	1,320	1,128
City of Santa Fe, Retirement Fac. Rev. Bonds (El Castillo Retirement Residences), Series 2019-A, 5.00% 5/15/2049	2,405	1,974
		<u>60,096</u>
<b>New York 5.45%</b>		
Town of Brookhaven Local Dev. Corp., Rev. Bonds (Active Retirement Community, Inc.), Series 2020-A, 4.00% 11/1/2055	6,815	5,322
Town of Brookhaven Local Dev. Corp., Rev. Bonds (Long Island Community Hospital Project), Series 2020-A, 5.00% 10/1/2050	2,250	2,326
Brooklyn Arena Local Dev. Corp., PILOT Rev. Ref. Bonds (Barclays Center), Series 2016-A, Assured Guaranty Municipal insured, 5.00% 7/15/2026	2,500	2,571
Brooklyn Arena Local Dev. Corp., PILOT Rev. Ref. Bonds (Barclays Center), Series 2016-A, Assured Guaranty Municipal insured, 5.00% 7/15/2042	49,720	49,766
Brooklyn Arena Local Dev. Corp., PILOT Rev. Ref. Bonds (Barclays Center), Capital Appreciation Bonds, Series 2009, 0% 7/15/2044	2,000	682
Build NYC Resource Corp., Rev. Bonds (East Harlem Scholars Academy Charter School Project), Series 2022, 5.75% 6/1/2052 <sup>2</sup>	1,250	1,265
Build NYC Resource Corp., Rev. Bonds (East Harlem Scholars Academy Charter School Project), Series 2022, 5.75% 6/1/2062 <sup>2</sup>	1,900	1,913

# American High-Income Municipal Bond Fund (continued)

Bonds, notes & other debt instruments (continued)	Principal amount (000)	Value (000)
<b>New York (continued)</b>		
Build NYC Resource Corp., Rev. Bonds (Friends of Hellenic Classical Charter Schools, Inc. Project), Series 2021-A, 5.00% 12/1/2041 <sup>2</sup>	USD1,065	\$ 945
Build NYC Resource Corp., Rev. Bonds (Friends of Hellenic Classical Charter Schools, Inc. Project), Series 2021-A, 5.00% 12/1/2051 <sup>2</sup>	1,620	1,354
Build NYC Resource Corp., Rev. Bonds (Friends of Hellenic Classical Charter Schools, Inc. Project), Series 2021-A, 5.00% 12/1/2055 <sup>2</sup>	1,430	1,169
Build NYC Resource Corp., Rev. Bonds (New World Preparatory Charter School Project), Series 2021-A, 4.00% 6/15/2031 <sup>2</sup>	350	328
Build NYC Resource Corp., Rev. Bonds (New World Preparatory Charter School Project), Series 2021-A, 4.00% 6/15/2041 <sup>2</sup>	610	495
Build NYC Resource Corp., Rev. Bonds (New World Preparatory Charter School Project), Series 2021-A, 4.00% 6/15/2051 <sup>2</sup>	635	466
Build NYC Resource Corp., Rev. Bonds (New World Preparatory Charter School Project), Series 2021-A, 4.00% 6/15/2056 <sup>2</sup>	530	379
Build NYC Resource Corp., Rev. Bonds (Shefa School Project), Series 2021-A, 2.50% 6/15/2031 <sup>2</sup>	500	411
Build NYC Resource Corp., Rev. Bonds (Shefa School Project), Series 2021-A, 5.00% 6/15/2051 <sup>2</sup>	2,000	1,714
Build NYC Resource Corp., Rev. Ref. Bonds (Albert Einstein School of Medicine, Inc. Project), Series 2015, 5.50% 9/1/2045 <sup>2</sup>	5,000	4,983
Build NYC Resource Corp., Rev. Ref. Bonds (Brooklyn Navy Yard Cogeneration Partners, LP Project), Series 2019, AMT, 5.00% 12/31/2028 <sup>2</sup>	11,290	10,744
Build NYC Resource Corp., Solid Waste Disposal Rev. Bonds (Pratt Paper (NY), Inc. Project), Series 2014, AMT, 4.50% 1/1/2025 <sup>2</sup>	105	106
Build NYC Resource Corp., Solid Waste Disposal Rev. Bonds (Pratt Paper (NY), Inc. Project), Series 2014, AMT, 5.00% 1/1/2035 <sup>2</sup>	4,495	4,554
Convention Center Dev. Corp., Rev. Bonds (Hotel Unit Fee Secured), Capital Appreciation Bonds, Series 2016-B, BAM insured, 0% 11/15/2039	4,000	1,939
Convention Center Dev. Corp., Rev. Bonds (Hotel Unit Fee Secured), Capital Appreciation Bonds, Series 2016-B, BAM insured, 0% 11/15/2045	8,135	2,838
Convention Center Dev. Corp., Rev. Bonds (Hotel Unit Fee Secured), Capital Appreciation Bonds, Series 2016-B, BAM insured, 0% 11/15/2046	3,445	1,139
Convention Center Dev. Corp., Rev. Bonds (Hotel Unit Fee Secured), Capital Appreciation Bonds, Series 2016-B, Assured Guaranty Municipal insured, 0% 11/15/2048	5,050	1,500
Convention Center Dev. Corp., Rev. Bonds (Hotel Unit Fee Secured), Capital Appreciation Bonds, Series 2016-A, 0% 11/15/2049	4,020	1,124
Convention Center Dev. Corp., Rev. Bonds (Hotel Unit Fee Secured), Capital Appreciation Bonds, Series 2016-B, BAM insured, 0% 11/15/2055	4,265	882
Convention Center Dev. Corp., Rev. Bonds (Hotel Unit Fee Secured), Capital Appreciation Bonds, Series 2016-B, BAM insured, 0% 11/15/2056	3,950	778
Dormitory Auth., Mortgage Hospital Rev. Bonds (Maimonides Medical Center), Series 2020, FHA insured, 3.00% 2/1/2050	10,550	7,908
Dormitory Auth., Rev. Bonds (Catholic Health System Obligated Group), Series 2019-A, 4.00% 7/1/2037	1,860	1,395
Dormitory Auth., Rev. Bonds (Catholic Health System Obligated Group), Series 2019-A, 4.00% 7/1/2038	1,650	1,235
Dormitory Auth., Rev. Bonds (Catholic Health System Obligated Group), Series 2019-A, 4.00% 7/1/2045	4,640	3,315
Dormitory Auth., Rev. Bonds (Culinary Institute of America), Series 2013, 5.50% 7/1/2033	500	501
Dormitory Auth., Rev. Bonds (Langone Hospitals Obligated Group), Series 2020-A, 4.00% 7/1/2050	7,210	6,662
Dormitory Auth., Rev. Bonds (Montefiore Obligated Group), Series 2020-A, 4.00% 9/1/2045	900	780
Dormitory Auth., Rev. Bonds (Montefiore Obligated Group), Series 2020-A, 4.00% 9/1/2050	2,900	2,459
Dormitory Auth., Rev. Bonds (New School), Series 2022-A, 4.00% 7/1/2047	1,235	1,134
Dormitory Auth., Rev. Bonds (Orange Regional Medical Center Obligated Group), Series 2015, 5.00% 12/1/2033 <sup>2</sup>	1,200	1,204
Dormitory Auth., Rev. Bonds (Orange Regional Medical Center Obligated Group), Series 2015, 5.00% 12/1/2034 <sup>2</sup>	1,200	1,204
Dormitory Auth., Rev. Bonds (Orange Regional Medical Center Obligated Group), Series 2017, 5.00% 12/1/2034 <sup>2</sup>	1,000	1,005
Dormitory Auth., Rev. Bonds (Orange Regional Medical Center Obligated Group), Series 2015, 5.00% 12/1/2035 <sup>2</sup>	1,000	1,001
Dormitory Auth., State Personal Income Tax Rev. Bonds (General Purpose), Series 2020-A, 3.00% 3/15/2041	9,000	7,580
Dormitory Auth., State Personal Income Tax Rev. Bonds (General Purpose), Series 2021-E, 3.00% 3/15/2051	2,750	2,109
Environmental Facs. Corp., Solid Waste Disposal Rev. Bonds (Casella Waste Systems, Inc. Project), Series 2017, AMT, 2.875% 12/1/2044 (put 12/3/2029) <sup>2</sup>	4,750	4,210
Environmental Facs. Corp., Solid Waste Disposal Rev. Bonds (Casella Waste Systems, Inc. Project), Series 2014-R-2, AMT, 3.125% 12/1/2044 (put 6/1/2026) <sup>2</sup>	1,500	1,435

# American High-Income Municipal Bond Fund (continued)

Bonds, notes & other debt instruments (continued)	Principal amount (000)	Value (000)
<b>New York (continued)</b>		
Environmental Facs. Corp., Solid Waste Disposal Rev. Bonds (Casella Waste Systems, Inc. Project), Series 2020-R-1, 2.75% 9/1/2050 (put 9/2/2025)	USD2,125	\$ 2,044
Genesee County Funding Corp., Rev. Bonds (Rochester Regional Health Project), Series 2022-A, 5.25% 12/1/2052	635	660
Glen Cove Local Econ. Assistance Corp., Rev. Bonds (Garvies Point Public Improvement Project), Convertible Capital Appreciation Bonds, Series 2016-C, 0% 1/1/2055 (5.62% on 1/1/2024) <sup>1</sup>	16,320	13,347
Housing Fin. Agcy., Affordable Housing Rev. Green Bonds, Series 2019-I, 1.75% 5/1/2024	560	550
Town of Huntington Local Dev. Corp., Rev. Bonds (Gurwin Independent Housing, Inc. / Fountaingate Gardens Project), Series 2021-A, 5.25% 7/1/2056	3,685	2,894
Jefferson County Civic Fac. Dev. Corp., Rev. Bonds (Samaritan Medical Center Project), Series 2017-A, 4.00% 11/1/2042	1,750	1,297
Jefferson County Civic Fac. Dev. Corp., Rev. Bonds (Samaritan Medical Center Project), Series 2017-A, 4.00% 11/1/2047	2,320	1,622
Liberty Dev. Corp., Liberty Rev. Ref. Bonds (3 World Trade Center Project), Series 2014, Class 2, 5.375% 11/15/2040 <sup>2</sup>	1,000	1,002
Liberty Dev. Corp., Liberty Rev. Ref. Green Bonds (4 World Trade Center Project), Series 2021-A, 2.875% 11/15/2046	9,880	7,214
Liberty Dev. Corp., Liberty Rev. Ref. Green Bonds (4 World Trade Center Project), Series 2021-A, 3.00% 11/15/2051	14,535	10,643
Liberty Dev. Corp., Liberty Rev. Ref. Green Bonds (4 World Trade Center Project), Series 2021-A, 3.00% 11/15/2051	2,000	1,476
Metropolitan Transportation Auth., Transportation Rev. Bonds, Series 2021-A-2, 4.00% 11/15/2043	1,670	1,605
Metropolitan Transportation Auth., Transportation Rev. Bonds, Series 2015-A-2, 5.00% 11/15/2045 (put 5/15/2030)	6,950	7,487
Metropolitan Transportation Auth., Transportation Rev. Green Bonds, Series 2020-D-1, 5.00% 11/15/2043	1,000	1,050
Metropolitan Transportation Auth., Transportation Rev. Green Bonds, Series 2020-D-1, 5.00% 11/15/2044	2,000	2,095
Metropolitan Transportation Auth., Transportation Rev. Green Bonds, Series 2021-A-1, 4.00% 11/15/2046	3,220	3,037
Metropolitan Transportation Auth., Transportation Rev. Green Bonds, Series 2020-D-2, 4.00% 11/15/2048	1,000	933
Metropolitan Transportation Auth., Transportation Rev. Green Bonds, Series 2020-D-3, 4.00% 11/15/2049	10,430	9,688
Metropolitan Transportation Auth., Transportation Rev. Green Bonds, Series 2020-C-1, 5.00% 11/15/2050	4,000	4,146
Metropolitan Transportation Auth., Transportation Rev. Green Bonds, Series 2020-C-1, 5.25% 11/15/2055	4,215	4,428
Metropolitan Transportation Auth., Transportation Rev. Ref. Bonds, Series 2016-B, 5.00% 11/15/2023	1,125	1,128
Metropolitan Transportation Auth., Transportation Rev. Ref. Green Bonds, Series 2017-A-2, 5.00% 11/15/2026	2,365	2,469
Metropolitan Transportation Auth., Transportation Rev. Ref. Green Bonds, Series 2017-B, 5.00% 11/15/2026	1,315	1,373
Metropolitan Transportation Auth., Transportation Rev. Ref. Green Bonds, Series 2017-C-1, 5.00% 11/15/2028	1,890	2,013
Metropolitan Transportation Auth., Transportation Rev. Ref. Green Bonds, Series 2020-E, 5.00% 11/15/2032	930	1,025
Metropolitan Transportation Auth., Transportation Rev. Ref. Green Bonds, Series 2020-E, 4.00% 11/15/2045	620	588
Monroe County Industrial Dev. Corp., Rev. Bonds (Rochester Regional Health Project), Series 2020-A, 3.00% 12/1/2040	2,205	1,636
Mortgage Agcy., Homeowner Mortgage Rev. Bonds, Series 233, 3.00% 10/1/2045	4,195	4,036
Mortgage Agcy., Homeowner Mortgage Rev. Bonds, Series 239, 3.25% 10/1/2051	965	931
New York City G.O. Bonds, Series 2014-D-3, 5.00% 8/1/2038 (put 2/1/2024)	1,000	1,001
New York City G.O. Bonds, Series 2020-D-1, 4.00% 3/1/2050	2,500	2,425
New York City Housing Dev. Corp., Housing Impact Green Bonds, Series 2020-A, 2.80% 2/1/2050	2,500	1,724
New York City Housing Dev. Corp., Multi Family Housing Rev. Bonds (8 Spruce Street), Series 2014-E, 3.50% 2/15/2048	1,600	1,572
New York City Housing Dev. Corp., Multi Family Housing Rev. Bonds (8 Spruce Street), Series 2014-F, 4.50% 2/15/2048	4,425	4,347
New York City Housing Dev. Corp., Multi Family Housing Rev. Green Bonds (Sustainable Dev. Bonds), Series 2021-F-1, 2.25% 11/1/2041	2,000	1,412
New York City Industrial Dev. Agcy., PILOT Rev. Ref. Bonds (Queens Baseball Stadium Project), Series 2021-A, Assured Guaranty Municipal insured, 3.00% 1/1/2046	3,875	2,958
New York City Industrial Dev. Agcy., PILOT Rev. Ref. Bonds (Yankee Stadium Project), Series 2020-A, Assured Guaranty Municipal insured, 3.00% 3/1/2039	1,500	1,277
New York City Industrial Dev. Agcy., PILOT Rev. Ref. Bonds (Yankee Stadium Project), Series 2020-A, Assured Guaranty Municipal insured, 3.00% 3/1/2040	4,000	3,364
New York City Industrial Dev. Agcy., PILOT Rev. Ref. Bonds (Yankee Stadium Project), Series 2020-A, Assured Guaranty Municipal insured, 4.00% 3/1/2045	5,350	5,144
New York City Industrial Dev. Agcy., PILOT Rev. Ref. Bonds (Yankee Stadium Project), Series 2020-A, Assured Guaranty Municipal insured, 3.00% 3/1/2049	1,810	1,354
New York City Municipal Water Fin. Auth., Water and Sewer System Second General Resolution Rev. Bonds, Series 2021-AA-1, 4.00% 6/15/2051	2,000	1,950
New York City Transitional Fin. Auth., Future Tax Secured Bonds, Series 2020-B-1, 4.00% 11/1/2042	1,835	1,816

# American High-Income Municipal Bond Fund (continued)

Bonds, notes & other debt instruments (continued)	Principal amount (000)	Value (000)
<b>New York (continued)</b>		
Niagara Area Dev. Corp., Rev. Bonds (Catholic Health System, Inc. Project), Series 2022, 5.00% 7/1/2052	USD6,020	\$ 4,577
Niagara Area Dev. Corp., Solid Waste Disposal Fac. Rev. Ref. Bonds (Covanta Project), Series 2018-B, 3.50% 11/1/2024 <sup>2</sup>	2,150	2,115
Niagara Area Dev. Corp., Solid Waste Disposal Fac. Rev. Ref. Bonds (Covanta Project), Series 2018-A, AMT, 4.75% 11/1/2042 <sup>2</sup>	15,790	13,915
Niagara Frontier Transportation Auth., Airport Rev. Ref. Bonds (Buffalo Niagara International Airport), Series 2014-A, AMT, 5.00% 4/1/2029	1,200	1,207
County of Onondaga, Resource Recovery Agcy., Rev. Ref. Bonds, Series 2015-A, AMT, Assured Guaranty Municipal insured, 5.00% 5/1/2030	1,490	1,518
Port Auth., Consolidated Bonds, Series 207, AMT, 5.00% 9/15/2032	4,000	4,235
County of Rockland, G.O. Bonds, Series 2014-A, Assured Guaranty Municipal insured, 5.00% 3/1/2024	300	303
Suffolk County Econ. Dev. Corp., Rev. Bonds (Peconic Landing at Southold, Inc. Project), Series 2019-B, 5.00% 12/1/2040	1,000	965
Sullivan County Infrastructure Local Dev. Corp., Rev. Bonds (Adelaar Infrastructure Project), Series 2016-E-1, 4.85% 11/1/2031 <sup>2</sup>	3,940	3,743
Sullivan County Infrastructure Local Dev. Corp., Rev. Bonds (Adelaar Infrastructure Project), Series 2016-E-2, 5.35% 11/1/2049 <sup>2</sup>	16,155	14,681
Thruway Auth., Personal Income Tax Rev. Bonds, Series 2022-A-1, 4.00% 3/15/2050	2,500	2,426
Thruway Auth., Personal Income Tax Rev. Bonds, Series 2022-A-1, 4.00% 3/15/2051	3,000	2,906
Thruway Auth., Personal Income Tax Rev. Bonds, Series 2021-A-1, 4.00% 3/15/2052	2,500	2,394
Thruway Auth., Personal Income Tax Rev. Bonds, Series 2021-A-1, 4.00% 3/15/2056	3,870	3,680
Tompkins County Dev. Corp., Continuing Care Retirement Community Rev. Bonds (Kendal at Ithaca, Inc. Project), Series 2014-A, 5.00% 7/1/2034	500	501
Tompkins County Dev. Corp., Rev. Bonds (Tompkins Cortland Community College Foundation, Inc. Project), Series 2013-A, 5.00% 7/1/2021 <sup>7</sup>	1,000	400
Tompkins County Dev. Corp., Rev. Bonds (Tompkins Cortland Community College Foundation, Inc. Project), Series 2013-A, 5.00% 7/1/2027 <sup>7</sup>	1,805	722
Tompkins County Dev. Corp., Rev. Bonds (Tompkins Cortland Community College Foundation, Inc. Project), Series 2013-A, 5.00% 7/1/2032 <sup>7</sup>	2,345	938
Tompkins County Dev. Corp., Rev. Bonds (Tompkins Cortland Community College Foundation, Inc. Project), Series 2013-A, 5.00% 7/1/2038 <sup>7</sup>	1,370	548
Transportation Dev. Corp., Fac. Rev. Bonds (New York State Thruway Service Areas Project), Series 2021, AMT, 4.00% 10/31/2046	2,750	2,416
Transportation Dev. Corp., Fac. Rev. Bonds (New York State Thruway Service Areas Project), Series 2021, AMT, 4.00% 4/30/2053	4,880	4,148
Transportation Dev. Corp., Special Fac. Rev. Bonds (American Airlines, Inc. John F. Kennedy International Airport Project), Series 2021, AMT, 2.25% 8/1/2026	17,960	17,297
Transportation Dev. Corp., Special Fac. Rev. Bonds (American Airlines, Inc. John F. Kennedy International Airport Project), Series 2021, AMT, 3.00% 8/1/2031	6,180	5,494
Transportation Dev. Corp., Special Fac. Rev. Bonds (American Airlines, Inc. John F. Kennedy International Airport Project), Series 2020, AMT, 5.25% 8/1/2031	8,545	8,876
Transportation Dev. Corp., Special Fac. Rev. Bonds (American Airlines, Inc. John F. Kennedy International Airport Project), Series 2020, AMT, 5.375% 8/1/2036	5,710	5,788
Transportation Dev. Corp., Special Fac. Rev. Bonds (Terminal Four John F. Kennedy International Airport Project), Series 2020-A, AMT, 5.00% 12/1/2026	1,200	1,244
Transportation Dev. Corp., Special Fac. Rev. Bonds (Terminal Four John F. Kennedy International Airport Project), Series 2022, AMT, 5.00% 12/1/2036	1,000	1,066
Transportation Dev. Corp., Special Fac. Rev. Bonds (Terminal Four John F. Kennedy International Airport Project), Series 2020-A, AMT, 5.00% 12/1/2037	705	738
Transportation Dev. Corp., Special Fac. Rev. Bonds (Terminal Four John F. Kennedy International Airport Project), Series 2020-C, 5.00% 12/1/2038	1,025	1,092
Transportation Dev. Corp., Special Fac. Rev. Bonds (Terminal Four John F. Kennedy International Airport Project), Series 2020-A, AMT, 4.00% 12/1/2039	1,100	1,059
Transportation Dev. Corp., Special Fac. Rev. Bonds (Terminal Four John F. Kennedy International Airport Project), Series 2022, AMT, 5.00% 12/1/2040	1,290	1,347
Transportation Dev. Corp., Special Fac. Rev. Bonds (Terminal Four John F. Kennedy International Airport Project), Series 2022, AMT, 5.00% 12/1/2041	1,200	1,249
Transportation Dev. Corp., Special Fac. Rev. Bonds (Terminal Four John F. Kennedy International Airport Project), Series 2020-C, 4.00% 12/1/2042	2,800	2,691
Transportation Dev. Corp., Special Fac. Rev. Bonds (Terminal Four John F. Kennedy International Airport Project), Series 2022, AMT, 5.00% 12/1/2042	4,350	4,508
Transportation Dev. Corp., Special Fac. Rev. Ref. Bonds (American Airlines, Inc. John F. Kennedy International Airport Project), Series 2016, AMT, 5.00% 8/1/2026	14,170	14,198

# American High-Income Municipal Bond Fund (continued)

Bonds, notes & other debt instruments (continued)	Principal amount (000)	Value (000)
<b>New York (continued)</b>		
Transportation Dev. Corp., Special Fac. Rev. Ref. Bonds (American Airlines, Inc. John F. Kennedy International Airport Project), Series 2016, AMT, 5.00% 8/1/2031	USD34,155	\$ 34,192
Transportation Dev. Corp., Special Facs. Bonds (LaGuardia Airport Terminal B Redev. Project), Series 2016-A, AMT, 4.00% 7/1/2032	2,000	1,977
Transportation Dev. Corp., Special Facs. Bonds (LaGuardia Airport Terminal B Redev. Project), Series 2016-A, AMT, 4.00% 7/1/2033	4,500	4,440
Transportation Dev. Corp., Special Facs. Bonds (LaGuardia Airport Terminal B Redev. Project), Series 2016-A, AMT, 4.00% 7/1/2046	4,375	3,881
Transportation Dev. Corp., Special Facs. Bonds (LaGuardia Airport Terminal B Redev. Project), Series 2016-A, AMT, 5.00% 7/1/2046	12,520	12,369
Transportation Dev. Corp., Special Facs. Bonds (LaGuardia Airport Terminal B Redev. Project), Series 2016-A, AMT, 5.25% 1/1/2050	23,925	23,936
Transportation Dev. Corp., Special Facs. Rev. Bonds (Delta Air Lines, Inc. LaGuardia Airport Terminals C & D Redev. Project), Series 2018, AMT, 5.00% 1/1/2029	2,320	2,401
Transportation Dev. Corp., Special Facs. Rev. Bonds (Delta Air Lines, Inc. LaGuardia Airport Terminals C & D Redev. Project), Series 2018, AMT, 5.00% 1/1/2030	3,700	3,832
Transportation Dev. Corp., Special Facs. Rev. Bonds (Delta Air Lines, Inc. LaGuardia Airport Terminals C & D Redev. Project), Series 2020, AMT, 4.00% 10/1/2030	9,775	9,740
Transportation Dev. Corp., Special Facs. Rev. Bonds (Delta Air Lines, Inc. LaGuardia Airport Terminals C & D Redev. Project), Series 2018, AMT, 5.00% 1/1/2031	13,070	13,543
Transportation Dev. Corp., Special Facs. Rev. Bonds (Delta Air Lines, Inc. LaGuardia Airport Terminals C & D Redev. Project), Series 2018, AMT, 5.00% 1/1/2032	7,000	7,252
Transportation Dev. Corp., Special Facs. Rev. Bonds (Delta Air Lines, Inc. LaGuardia Airport Terminals C & D Redev. Project), Series 2018, AMT, 5.00% 1/1/2033	3,000	3,106
Transportation Dev. Corp., Special Facs. Rev. Bonds (Delta Air Lines, Inc. LaGuardia Airport Terminals C & D Redev. Project), Series 2018, AMT, 5.00% 1/1/2034	3,790	3,920
Transportation Dev. Corp., Special Facs. Rev. Bonds (Delta Air Lines, Inc. LaGuardia Airport Terminals C & D Redev. Project), Series 2018, AMT, 4.00% 1/1/2036	8,365	8,180
Transportation Dev. Corp., Special Facs. Rev. Bonds (Delta Air Lines, Inc. LaGuardia Airport Terminals C & D Redev. Project), Series 2018, AMT, 5.00% 1/1/2036	1,000	1,026
Transportation Dev. Corp., Special Facs. Rev. Bonds (Delta Air Lines, Inc. LaGuardia Airport Terminals C & D Redev. Project), Series 2020, AMT, 5.00% 10/1/2040	6,620	6,808
Transportation Dev. Corp., Special Facs. Rev. Bonds (Delta Air Lines, Inc. LaGuardia Airport Terminals C & D Redev. Project), Series 2020, AMT, 4.375% 10/1/2045	22,395	21,759
Triborough Bridge and Tunnel Auth., General Rev. Bonds (MTA Bridges and Tunnels), Series 2020-A, 4.00% 11/15/2054	3,000	2,861
Urban Dev. Corp., State Personal Income Tax Rev. Bonds (General Purpose), Series 2019-A, 5.00% 3/15/2039	1,500	1,611
Urban Dev. Corp., State Personal Income Tax Rev. Bonds (General Purpose), Series 2020-C, 3.00% 3/15/2040	2,000	1,707
Urban Dev. Corp., State Personal Income Tax Rev. Bonds (General Purpose), Series 2020-E, 3.00% 3/15/2047	6,445	5,042
Urban Dev. Corp., State Personal Income Tax Rev. Bonds (General Purpose), Series 2020-E, 3.00% 3/15/2050	2,500	1,917
Urban Dev. Corp., State Sales Tax Rev. Bonds, Series 2021-A, 3.00% 3/15/2040	2,500	2,134
Westchester County Local Dev. Corp., Rev. Bonds (Purchase Housing Corp. II Project), Series 2017, 5.00% 6/1/2047	1,020	1,021
Westchester County Local Dev. Corp., Rev. Bonds (Senior Learning Community, Inc.), Series 2021-D, 2.875% 7/1/2026 <sup>2</sup>	5,200	4,964
Westchester County Local Dev. Corp., Rev. Bonds (Senior Learning Community, Inc.), Series 2021-A, 5.00% 7/1/2056 <sup>2</sup>	3,665	2,873
Westchester County Local Dev. Corp., Rev. Bonds (Westchester Medical Center Obligated Group Project), Series 2016, 5.00% 11/1/2046	5,350	5,185
Westchester County Local Dev. Corp., Rev. Ref. Bonds (The Bethel Methodist Home - The Knolls Project), Series 2020-A, 5.00% 7/1/2040	1,000	828
Westchester County Local Dev. Corp., Rev. Ref. Bonds (The Bethel Methodist Home - The Knolls Project), Series 2020-A, 5.125% 7/1/2055	1,100	844
Yonkers Econ. Dev. Corp., Educational Rev. Bonds (Lamartine/Warburton, LLC - Charter School of Educational Excellence Project), Series 2019-A, 4.00% 10/15/2029	200	189
Yonkers Econ. Dev. Corp., Educational Rev. Bonds (Lamartine/Warburton, LLC - Charter School of Educational Excellence Project), Series 2019-A, 5.00% 10/15/2039	420	397
Yonkers Econ. Dev. Corp., Educational Rev. Bonds (Lamartine/Warburton, LLC - Charter School of Educational Excellence Project), Series 2019-A, 5.00% 10/15/2054	930	820
		<u>599,331</u>



# American High-Income Municipal Bond Fund (continued)

Bonds, notes & other debt instruments (continued)	Principal amount (000)	Value (000)
<b>North Carolina 0.21%</b>		
City of Charlotte, Charlotte Douglas International Airport, Airport Rev. Bonds, Series 2022-A, AMT, 3.00% 7/1/2046	USD3,000	\$ 2,300
Educational Assistance Auth., Student Loan Rev. Bonds, Series 2020-A, AMT, 3.125% 6/1/2039	260	244
Medical Care Commission, Health Care Facs. First Mortgage Rev. Bonds (Lutheran Services for the Aging), Series 2021-A, 4.00% 3/1/2041	500	388
Medical Care Commission, Health Care Facs. First Mortgage Rev. Bonds (Lutheran Services for the Aging), Series 2021-A, 4.00% 3/1/2051	2,500	1,730
Medical Care Commission, Health Care Facs. First Mortgage Rev. Bonds (The Presbyterian Homes Obligated Group), Series 2020-A, 5.00% 10/1/2045	1,500	1,472
Medical Care Commission, Health Care Facs. First Mortgage Rev. Ref. Bonds (Pennybyrn at Maryfield), Series 2015, 5.00% 10/1/2030	1,900	1,890
Medical Care Commission, Health Care Facs. Rev. Bonds (Novant Health Obligated Group), Series 2019-A, 4.00% 11/1/2049	2,820	2,736
Medical Care Commission, Retirement Facs. First Mortgage Bonds (Pennybyrn at Maryfield), Series 2020-A, 5.00% 10/1/2045	1,000	885
Medical Care Commission, Retirement Facs. First Mortgage Bonds (Pennybyrn at Maryfield), Series 2020-A, 5.00% 10/1/2050	2,500	2,146
Medical Care Commission, Retirement Facs. First Mortgage Rev. and Rev. Ref. Bonds (Plantation Village, Inc.), Series 2021-A, 4.00% 1/1/2041	1,030	826
Medical Care Commission, Retirement Facs. First Mortgage Rev. and Rev. Ref. Bonds (Plantation Village, Inc.), Series 2021-A, 4.00% 1/1/2052	4,095	2,941
Medical Care Commission, Retirement Facs. First Mortgage Rev. Bonds (Carolina Village Project), Series 2017-B, 5.00% 4/1/2047	5,230	4,377
Medical Care Commission, Retirement Facs. First Mortgage Rev. Bonds (Lutheran Retirement Ministries Project), Series 2019-A, 5.00% 1/1/2049	1,300	1,218
		<u>23,153</u>
<b>North Dakota 0.17%</b>		
City of Grand Forks, Health Care System Rev. Bonds, Series 2021, Assured Guaranty Municipal insured, 3.00% 12/1/2046	6,680	5,003
County of Grand Forks, Solid Waste Disposal Fac. Rev. Green Bonds (Red River Biorefinery, LLC Project), Series 2021-A, AMT, 6.625% 12/15/2031 <sup>2,7</sup>	2,625	1,312
Housing Fin. Agcy., Housing Fin. Program Bonds (Home Mortgage Fin. Program), Series 2021-A, 3.00% 1/1/2052	910	875
Housing Fin. Agcy., Housing Fin. Program Bonds (Home Mortgage Fin. Program), Series 2023-D, 5.75% 1/1/2054	1,355	1,457
County of Ward, Health Care Facs. Rev. Bonds (Trinity Obligated Group), Series 2017-C, 5.00% 6/1/2038	1,500	1,337
County of Ward, Health Care Facs. Rev. Bonds (Trinity Obligated Group), Series 2017-C, 5.00% 6/1/2043	8,500	7,171
County of Ward, Health Care Facs. Rev. Bonds (Trinity Obligated Group), Series 2017-C, 5.00% 6/1/2053	2,015	1,584
		<u>18,739</u>
<b>Ohio 3.31%</b>		
Air Quality Dev. Auth., Air Quality Dev. Rev. Ref. Bonds (Duke Energy Corp. Project), Series 2022-B, 4.00% 9/1/2030 (put 6/1/2027)	2,500	2,478
Air Quality Dev. Auth., Air Quality Dev. Rev. Ref. Bonds (Duke Energy Corp. Project), Series 2022-B, AMT, 4.25% 11/1/2039 (put 6/1/2027)	10,585	10,499
Air Quality Dev. Auth., Air Quality Rev. Bonds (Ohio Valley Electric Corp. Project), Series 2009-C, 1.50% 2/1/2026 (put 11/4/2025)	4,110	3,764
Air Quality Dev. Auth., Air Quality Rev. Bonds (Ohio Valley Electric Corp. Project), Series 2009-A, 2.875% 2/1/2026	3,810	3,608
Air Quality Dev. Auth., Air Quality Rev. Bonds (Ohio Valley Electric Corp. Project), Series 2009-D, 2.875% 2/1/2026	9,160	8,675
Air Quality Dev. Auth., Air Quality Rev. Ref. Bonds (American Electric Co. Project), Series 2014-B, AMT, 2.60% 6/1/2041 (put 10/1/2029)	1,000	877
Air Quality Dev. Auth., Air Quality Rev. Ref. Bonds (American Electric Co. Project), Series 2007-B, AMT, 2.50% 11/1/2042 (put 10/1/2029)	2,500	2,181
Air Quality Dev. Auth., Air Quality Rev. Ref. Bonds (Ohio Valley Electric Corp. Project), Series 2019-A, 3.25% 9/1/2029	9,390	8,863
Air Quality Dev. Auth., Exempt Facs. Rev. Bonds (AMG Vanadium Project), Series 2019, AMT, 5.00% 7/1/2049 <sup>2</sup>	31,900	29,297
Air Quality Dev. Auth., Exempt Facs. Rev. Bonds (Pratt Paper (OH), LLC Project), Series 2017, AMT, 4.25% 1/15/2038 <sup>2</sup>	1,850	1,837
Air Quality Dev. Auth., Exempt Facs. Rev. Bonds (Pratt Paper (OH), LLC Project), Series 2017, AMT, 4.50% 1/15/2048 <sup>2</sup>	2,500	2,420
County of Allen, Hospital Facs. Rev. Bonds (Bon Secours Mercy Health, Inc.), Series 2020-A, 4.00% 12/1/2040	1,200	1,179

# American High-Income Municipal Bond Fund (continued)

Bonds, notes & other debt instruments (continued)	Principal amount (000)	Value (000)
<b>Ohio (continued)</b>		
Buckeye Tobacco Settlement Fncg. Auth., Tobacco Settlement Asset-Backed Rev. Ref. Bonds, Series 2020-A-2, 4.00% 6/1/2048	USD3,960	\$ 3,650
Buckeye Tobacco Settlement Fncg. Auth., Tobacco Settlement Asset-Backed Rev. Ref. Bonds, Series 2020-B-2, 5.00% 6/1/2055	11,260	10,481
County of Butler, Hospital Facs. Rev. Bonds (UC Health), Series 2016, 5.00% 11/15/2045	1,000	971
County of Butler, Hospital Facs. Rev. Ref. Bonds (UC Health), Series 2017, 4.00% 11/15/2034	2,115	1,963
County of Butler, Hospital Facs. Rev. Ref. Bonds (UC Health), Series 2017, 4.00% 11/15/2035	1,000	913
City of Centerville, Health Care Improvement and Rev. Ref. Bonds, Series 2017, 5.25% 11/1/2037	4,250	3,994
City of Centerville, Health Care Improvement and Rev. Ref. Bonds, Series 2017, 5.25% 11/1/2047	7,195	6,270
City of Centerville, Health Care Improvement and Rev. Ref. Bonds, Series 2017, 5.25% 11/1/2050	2,400	2,062
Cleveland-Cuyahoga Port Auth., Tax Increment Fncg. Rev. and Rev. Ref. Bonds (Flats East Bank Project), Series 2021-A, 4.00% 12/1/2055 <sup>2</sup>	11,805	10,072
Cleveland-Cuyahoga Port Auth., Tax Increment Fncg. Rev. and Rev. Ref. Bonds (Flats East Bank Project), Series 2021-B, 4.50% 12/1/2055 <sup>2</sup>	6,895	6,084
Columbus-Franklin County Fin. Auth., Public Infrastructure Rev. Bonds (Bridge Park D Block Project), Series 2019-A-A, 5.00% 12/1/2051	8,085	7,811
County of Cuyahoga, Hospital Rev. Bonds (MetroHealth System), Series 2017, 5.00% 2/15/2052	2,250	2,204
County of Cuyahoga, Hospital Rev. Bonds (MetroHealth System), Series 2017, 5.00% 2/15/2057	4,690	4,549
County of Franklin, Health Care Facs. Rev. Bonds (Ohio Living Communities), Series 2020-B, 4.00% 7/1/2045	1,000	777
County of Franklin, Health Care Facs. Rev. Bonds (OPRS Communities), Series 2016-C, 5.00% 7/1/2038	3,000	2,896
County of Franklin, Health Care Facs. Rev. Ref. and Improvement Bonds (Wesley Communities Obligated Group), Series 2020, 5.25% 11/15/2040	2,905	2,693
County of Franklin, Health Care Facs. Rev. Ref. and Improvement Bonds (Wesley Communities Obligated Group), Series 2020, 5.25% 11/15/2055	8,455	7,287
County of Franklin, Health Care Facs. Rev. Ref. Bonds (Ohio Living Communities), Series 2022, 4.00% 7/1/2040	5,790	4,805
Port of Greater Cincinnati Dev. Auth., Education Rev. Bonds (IPS Cincinnati, LLC - Idea Greater Cincinnati, Inc. Projects), Series 2021, 4.375% 6/15/2056 (put 6/15/2026)	4,680	4,491
County of Hamilton, Healthcare Improvement and Rev. Ref. Bonds (Life Enriching Communities Project), Series 2016, 5.00% 1/1/2031	4,360	4,361
County of Hamilton, Healthcare Improvement and Rev. Ref. Bonds (Life Enriching Communities Project), Series 2016, 5.00% 1/1/2046	3,870	3,498
County of Hamilton, Healthcare Improvement and Rev. Ref. Bonds (Life Enriching Communities Project), Series 2016, 5.00% 1/1/2051	6,145	5,420
County of Hamilton, Healthcare Rev. Bonds (Life Enriching Communities Project), Series 2017-A, 5.00% 1/1/2047	2,560	2,299
County of Hamilton, Healthcare Rev. Bonds (Life Enriching Communities Project), Series 2017-A, 5.00% 1/1/2052	1,125	989
Healthcare Fac. Rev. Bonds (Otterbein Homes Obligated Group), Series 2021-B, 4.00% 7/1/2041	1,465	1,362
Healthcare Fac. Rev. Bonds (Otterbein Homes Obligated Group), Series 2021-B, 4.00% 7/1/2046	1,000	896
Higher Educational Facs. Commission, Healthcare Fac. Rev. Bonds (Ashtabula County Medical Center Obligated Group), Series 2022, 5.25% 1/1/2047	2,980	3,079
Higher Educational Facs. Commission, Healthcare Fac. Rev. Bonds (Ashtabula County Medical Center Obligated Group), Series 2022, 5.25% 1/1/2052	1,405	1,437
Higher Educational Facs. Commission, Healthcare Fac. Rev. Bonds (Judson Obligated Group 2020 Project), Series 2020-A, 5.00% 12/1/2042	2,250	2,072
Higher Educational Facs. Commission, Healthcare Fac. Rev. Bonds (Judson Obligated Group 2020 Project), Series 2020-A, 5.00% 12/1/2045	2,750	2,486
Higher Educational Facs. Commission, Healthcare Fac. Rev. Bonds (Judson Obligated Group 2020 Project), Series 2020-A, 5.00% 12/1/2050	6,525	5,772
Higher Educational Facs. Commission, Higher Educational Facs. Rev. Bonds (John Carroll University Project), Series 2022, 4.00% 10/1/2052	4,225	3,486
Higher Educational Facs. Commission, Hospital Parking Rev. Bonds (University Circle, Inc. 2020 Project), Series 2020, 5.00% 1/15/2045	3,925	3,938
City of Hilliard, Hickory Chase Community Auth., Infrastructure Improvement Rev. Bonds (Hickory Chase Project), Series 2019-A, 5.00% 12/1/2040 <sup>2</sup>	2,330	2,101
City of Hilliard, Hickory Chase Community Auth., Infrastructure Improvement Rev. Bonds (Hickory Chase Project), Series 2019-B-1, 6.00% 12/1/2046 <sup>2</sup>	2,320	2,094
Hospital Rev. Bonds (Aultman Health Foundation), Series 2018, 5.00% 12/1/2028 <sup>2</sup>	6,000	5,994
Hospital Rev. Bonds (Aultman Health Foundation), Series 2018, 5.00% 12/1/2033 <sup>2</sup>	13,835	13,780
Hospital Rev. Bonds (Aultman Health Foundation), Series 2018, 5.00% 12/1/2038 <sup>2</sup>	6,750	6,305
Hospital Rev. Bonds (Aultman Health Foundation), Series 2018, 5.00% 12/1/2048 <sup>2</sup>	17,670	15,804
County of Lucas, Hospital Rev. Bonds (Promedica Healthcare Obligated Group), Series 2018-A, 5.25% 11/15/2048	44,980	39,257
County of Montgomery, Hospital Facs. Rev. Bonds (Dayton Children's Hospital), Series 2021, 4.00% 8/1/2051	3,000	2,816
County of Muskingum, Hospital Facs. Rev. Ref. Bonds (Genesis HealthCare System Obligated Group Project), Series 2013, 5.00% 2/15/2048	5,180	4,789

# American High-Income Municipal Bond Fund (continued)

Bonds, notes & other debt instruments (continued)	Principal amount (000)	Value (000)
<b>Ohio (continued)</b>		
Private Activity Bonds (Portsmouth Bypass Project), Series 2015, AMT, Assured Guaranty Municipal insured, 5.00% 12/31/2039	USD120	\$ 120
Private Activity Bonds (Portsmouth Bypass Project), Series 2015, AMT, Assured Guaranty Municipal insured, 5.00% 6/30/2053	12,955	12,659
Southeastern Ohio Port Auth., Hospital Facs. Rev. Ref. and Improvement Bonds (Memorial Health System Obligated Group Project), Series 2015, 5.00% 12/1/2035	850	777
Southern Ohio Port Auth., Exempt Fac. Rev. Bonds (PureCycle Project), Series 2020-A, AMT, 7.00% 12/1/2042 <sup>2</sup>	26,065	19,497
The Toledo Hospital 5.325% 11/15/2028	12,383	10,108
County of Warren, Healthcare Facs., Rev. Ref. Bonds (Otterbein Homes Obligated Group), Series 2016-A, 5.00% 7/1/2040	1,575	1,597
County of Washington, Hospital Facs. Rev. Bonds (Memorial Health System Obligated Group), Series 2022, 6.625% 12/1/2042	3,500	3,577
County of Washington, Hospital Facs. Rev. Bonds (Memorial Health System Obligated Group), Series 2022, 6.75% 12/1/2052	21,000	21,497
		<u>363,518</u>
<b>Oklahoma 0.12%</b>		
County of Comanche, Hospital Auth., Hospital Rev. Ref. Bonds, Series 2015, 5.00% 7/1/2029	1,070	1,071
Dev. Fin. Auth., Health System Rev. Bonds (OU Medicine Project), Series 2018-B, 5.25% 8/15/2043	1,500	1,487
Dev. Fin. Auth., Health System Rev. Bonds (OU Medicine Project), Series 2018-B, 5.50% 8/15/2052	4,100	4,084
Dev. Fin. Auth., Health System Rev. Bonds (OU Medicine Project), Series 2018-B, 5.50% 8/15/2057	2,500	2,462
Dev. Fin. Auth., Rev. Bonds (Oklahoma Proton Center), Series 2021-A-1, 7.25% 9/1/2051 <sup>2</sup>	3,500	3,589
Dev. Fin. Auth., Rev. Bonds (Provident Education Resources, Inc. - Cross Village Student Housing Project), Series 2017-A, 5.00% 8/1/2037 <sup>7</sup>	325	— <sup>11</sup>
Dev. Fin. Auth., Rev. Bonds (Provident Education Resources, Inc. - Cross Village Student Housing Project), Series 2017-A, 5.00% 8/1/2047 <sup>7</sup>	1,132	1
Dev. Fin. Auth., Rev. Bonds (Provident Education Resources, Inc. - Cross Village Student Housing Project), Series 2017-A, 5.00% 8/1/2052 <sup>7</sup>	586	1
Dev. Fin. Auth., Rev. Bonds (Provident Education Resources, Inc. - Cross Village Student Housing Project), Series 2017-A, 5.25% 8/1/2057 <sup>7</sup>	2,054	2
Trustees of the Tulsa Municipal Airport Trust, Rev. Ref. Bonds (AMR Corp. Guaranteed), Series 2013-B, AMT, 5.50% 12/1/2035	520	521
		<u>13,218</u>
<b>Oregon 0.32%</b>		
Business Dev. Commission, Econ. Dev. Rev. Bonds (Red Rock Biofuels, LLC Clean Energy Project), Series 2017-A-248, AMT, 6.50% 4/1/2031 <sup>2,7</sup>	100	— <sup>11</sup>
County of Clackamas, Hospital Facs. Auth., Rev. Senior Living Bonds (Rose Villa, Inc. Obligated Group), Series 2020-A, 5.125% 11/15/2040	625	594
County of Clackamas, Hospital Facs. Auth., Rev. Senior Living Bonds (Rose Villa, Inc. Obligated Group), Series 2020-A, 5.25% 11/15/2050	1,000	921
County of Clackamas, Hospital Facs. Auth., Rev. Senior Living Bonds (Rose Villa, Inc. Obligated Group), Series 2020-A, 5.375% 11/15/2055	1,000	925
Facs. Auth., Rev. Ref. Bonds (Samaritan Health Services Project), Series 2020-A, 5.00% 10/1/2040	2,250	2,313
Health and Science University, Rev. Bonds, Series 2019-A, 3.00% 7/1/2049	6,570	4,917
County of Multnomah, Hospital Facs. Auth., Rev. and Rev. Ref. Green Bonds (Exempt Terwilliger Plaza - Parkview Project), Series 2021-A, 4.00% 12/1/2051	2,295	1,549
County of Multnomah, Hospital Facs. Auth., Rev. and Rev. Ref. Green Bonds (Exempt Terwilliger Plaza - Parkview Project), Series 2021-A, 4.00% 12/1/2056	4,555	2,969
County of Polk, Hospital Fac. Auth., Rev. Bonds (Dallas Retirement Village Project), Series 2015-A, 5.125% 7/1/2035	3,580	3,330
County of Polk, Hospital Fac. Auth., Rev. Bonds (Dallas Retirement Village Project), Series 2015-A, 5.375% 7/1/2045	1,500	1,310
County of Polk, Hospital Fac. Auth., Rev. Bonds (Dallas Retirement Village Project), Series 2015-A, 5.50% 7/1/2050	5,080	4,426
County of Polk, Hospital Fac. Auth., Rev. Bonds (Dallas Retirement Village Project), Series 2020-A, 5.125% 7/1/2055	6,700	5,288
Port of Portland, Portland International Airport Rev. Ref. Green Bonds, Series 29, AMT, 5.50% 7/1/2048	1,000	1,110
City of Salem, Hospital Fac. Auth., Rev. and Rev. Ref. Bonds (Capital Manor Project), Series 2022, 4.00% 5/15/2047	1,500	1,157
City of Salem, Hospital Fac. Auth., Rev. and Rev. Ref. Bonds (Capital Manor Project), Series 2022, 4.00% 5/15/2057	1,865	1,352

# American High-Income Municipal Bond Fund (continued)

Bonds, notes & other debt instruments (continued)	Principal amount (000)	Value (000)
<b>Oregon (continued)</b>		
City of Salem, Hospital Fac. Auth., Rev. Bonds (Capital Manor Project), Series 2018, 5.00% 5/15/2033	USD540	\$ 546
City of Salem, Hospital Fac. Auth., Rev. Bonds (Capital Manor Project), Series 2018, 5.00% 5/15/2048	1,250	1,150
County of Yamhill, Hospital Auth., Rev. Bonds (Friendsview Retirement Community), Series 2021-B-3, 1.75% 11/15/2026	1,690	1,586
		<u>35,443</u>
<b>Pennsylvania 3.55%</b>		
County of Allegheny, Hospital Dev. Auth., Rev. Bonds (University of Pittsburgh Medical Center Issue), Series 2007-A-1, (3-month USD-LIBOR x 0.67 + 0.82%) 4.37% 2/1/2037 <sup>3,4</sup>	4,655	4,569
Allentown City School Dist., Unlimited Tax G.O. Bonds, Series 2018, BAM insured, 5.00% 2/1/2028	2,500	2,679
City of Allentown, Neighborhood Improvement Zone Dev. Auth., Tax Rev. Bonds (City Center Project), Series 2018, 5.00% 5/1/2042 <sup>2</sup>	1,500	1,500
City of Allentown, Neighborhood Improvement Zone Dev. Auth., Tax Rev. Bonds (City Center Ref. Project), Series 2017, 5.00% 5/1/2042 <sup>2</sup>	2,605	2,608
City of Allentown, Neighborhood Improvement Zone Dev. Auth., Tax Rev. Ref. Bonds, Series 2022, 5.00% 5/1/2042	1,000	1,011
County of Berks, Industrial Dev. Auth., Health System Rev. Bonds (Tower Health Project), Series 2017, 5.00% 11/1/2027	2,000	1,368
County of Berks, Industrial Dev. Auth., Health System Rev. Bonds (Tower Health Project), Series 2017, 5.00% 11/1/2035	4,675	3,040
County of Berks, Industrial Dev. Auth., Health System Rev. Bonds (Tower Health Project), Series 2017, 4.00% 11/1/2038	210	130
County of Berks, Industrial Dev. Auth., Health System Rev. Bonds (Tower Health Project), Series 2017, 4.00% 11/1/2039	300	186
County of Berks, Industrial Dev. Auth., Health System Rev. Bonds (Tower Health Project), Series 2017, 3.75% 11/1/2042	1,560	935
County of Berks, Industrial Dev. Auth., Health System Rev. Bonds (Tower Health Project), Series 2017, 4.00% 11/1/2047	7,960	4,768
County of Berks, Industrial Dev. Auth., Health System Rev. Bonds (Tower Health Project), Series 2017, 5.00% 11/1/2047	6,300	4,088
County of Berks, Industrial Dev. Auth., Health System Rev. Bonds (Tower Health Project), Series 2017, 4.00% 11/1/2050	13,000	7,785
County of Berks, Industrial Dev. Auth., Healthcare Facs. Rev. Bonds (The Highlands at Wyomissing), Series 2017-A, 5.00% 5/15/2032	350	353
County of Berks, Industrial Dev. Auth., Healthcare Facs. Rev. Bonds (The Highlands at Wyomissing), Series 2018, 5.00% 5/15/2033 (preref. 5/15/2025)	750	786
County of Berks, Industrial Dev. Auth., Healthcare Facs. Rev. Bonds (The Highlands at Wyomissing), Series 2018, 5.00% 5/15/2038 (preref. 5/15/2025)	1,500	1,573
County of Berks, Industrial Dev. Auth., Healthcare Facs. Rev. Bonds (The Highlands at Wyomissing), Series 2017-C, 5.00% 5/15/2042	1,000	933
County of Berks, Industrial Dev. Auth., Healthcare Facs. Rev. Bonds (The Highlands at Wyomissing), Series 2018, 5.00% 5/15/2043 (preref. 5/15/2025)	170	178
County of Berks, Municipal Auth., Rev. Bonds (The Reading Hospital and Medical Center Project), Series 2012-A, 4.25% 11/1/2041	235	141
County of Berks, Municipal Auth., Rev. Bonds (The Reading Hospital and Medical Center Project), Series 2012-A, 4.50% 11/1/2041	100	62
County of Berks, Municipal Auth., Rev. Bonds (Tower Health Project), Series 2020-A, 5.00% 2/1/2025	600	428
County of Berks, Municipal Auth., Rev. Bonds (Tower Health Project), Series 2020-B-2, 5.00% 2/1/2040 (put 2/1/2027)	6,015	4,124
County of Bucks, Industrial Dev. Auth., Hospital Rev. Bonds (Grand View Hospital), Series 2021, 5.00% 7/1/2036	1,200	1,145
County of Bucks, Industrial Dev. Auth., Hospital Rev. Bonds (Grand View Hospital), Series 2021, 5.00% 7/1/2038	1,725	1,619
County of Bucks, Industrial Dev. Auth., Hospital Rev. Bonds (Grand View Hospital), Series 2021, 5.00% 7/1/2040	3,000	2,763
County of Bucks, Industrial Dev. Auth., Hospital Rev. Bonds (Grand View Hospital), Series 2021, 5.00% 7/1/2041	2,130	1,946
County of Bucks, Industrial Dev. Auth., Hospital Rev. Bonds (Grand View Hospital), Series 2021, 4.00% 7/1/2046	2,660	1,962
County of Bucks, Industrial Dev. Auth., Hospital Rev. Bonds (Grand View Hospital), Series 2021, 4.00% 7/1/2051	8,730	6,140
County of Bucks, Industrial Dev. Auth., Hospital Rev. Bonds (Grand View Hospital), Series 2021, 5.00% 7/1/2054	7,470	6,378
County of Bucks, Industrial Dev. Auth., Hospital Rev. Bonds (St. Luke's University Health Network Project), Series 2019, 4.00% 8/15/2050	2,500	2,243
County of Bucks, Industrial Dev. Auth., Rev. Bonds (Pennswood Village Project), Series 2018-A, 5.00% 10/1/2032	585	589
County of Bucks, Industrial Dev. Auth., Rev. Bonds (Pennswood Village Project), Series 2018-A, 5.00% 10/1/2033	415	417
County of Chester, Health and Education Facs. Auth., Rev. Bonds (Simpson Senior Services Project), Series 2015-A, 5.25% 12/1/2045	1,960	1,712

# American High-Income Municipal Bond Fund (continued)

Bonds, notes & other debt instruments (continued)	Principal amount (000)	Value (000)
<b>Pennsylvania (continued)</b>		
County of Chester, Industrial Dev. Auth., Rev. Bonds (Avon Grove Charter School Project), Series 2017-A, 5.00% 12/15/2047	USD1,160	\$ 1,132
County of Chester, Industrial Dev. Auth., Rev. Bonds (Avon Grove Charter School Project), Series 2017-A, 5.00% 12/15/2051	645	621
County of Chester, Industrial Dev. Auth., Rev. Bonds (Woodlands Greystone Project), Series 2018, 4.375% 3/1/2028 <sup>2</sup>	258	255
County of Chester, Industrial Dev. Auth., Rev. Bonds (Woodlands Greystone Project), Series 2018, 5.00% 3/1/2038 <sup>2</sup>	1,462	1,432
County of Chester, Industrial Dev. Auth., Rev. Bonds (Woodlands Greystone Project), Series 2018, 5.125% 3/1/2048 <sup>2</sup>	3,000	2,812
County of Crawford, Hospital Auth., Rev. Bonds (Meadville Medical Center Project), Series 2016-A, 6.00% 6/1/2036	1,515	1,566
County of Crawford, Hospital Auth., Rev. Bonds (Meadville Medical Center Project), Series 2016-A, 6.00% 6/1/2046	7,500	7,634
County of Crawford, Hospital Auth., Rev. Bonds (Meadville Medical Center Project), Series 2016-A, 6.00% 6/1/2051	7,005	7,089
County of Cumberland, Municipal Auth., Rev. Bonds (Diakon Lutheran Social Ministries Project), Series 2016, 5.00% 1/1/2030	1,000	1,010
County of Cumberland, Municipal Auth., Rev. Bonds (Diakon Lutheran Social Ministries Project), Series 2016, 5.00% 1/1/2033	1,610	1,621
County of Cumberland, Municipal Auth., Rev. Ref. Bonds (Asbury Pennsylvania Obligated Group), Series 2019, 3.375% 1/1/2029	4,545	4,078
County of Cumberland, Municipal Auth., Rev. Ref. Bonds (Asbury Pennsylvania Obligated Group), Series 2019, 5.00% 1/1/2029	3,165	3,099
County of Cumberland, Municipal Auth., Rev. Ref. Bonds (Asbury Pennsylvania Obligated Group), Series 2019, 5.00% 1/1/2034	4,415	4,175
County of Cumberland, Municipal Auth., Rev. Ref. Bonds (Asbury Pennsylvania Obligated Group), Series 2019, 5.00% 1/1/2039	1,345	1,205
County of Cumberland, Municipal Auth., Rev. Ref. Bonds (Asbury Pennsylvania Obligated Group), Series 2019, 5.00% 1/1/2045	7,650	6,553
County of Dauphin, General Auth., Health System Rev. Bonds (Pinnacle Health System Project), Series 2016-A, 5.00% 6/1/2034	1,245	1,291
County of Dauphin, General Auth., Health System Rev. Bonds (Pinnacle Health System Project), Series 2016-A, 5.00% 6/1/2036	500	516
Delaware Valley Regional Fin. Auth., Local Government Rev. Bonds, Series 2007-C, (3-month USD-LIBOR x 0.67 + 0.75%) 4.432% 6/1/2037 <sup>3,4</sup>	8,980	7,952
City of Doylestown, Hospital Auth., Rev. Bonds (Doylestown Hospital), Series 2016-A, 5.00% 7/1/2041	7,550	6,789
City of Doylestown, Hospital Auth., Rev. Bonds (Doylestown Hospital), Series 2019-A, 4.00% 7/1/2045	4,100	3,075
City of Doylestown, Hospital Auth., Rev. Bonds (Doylestown Hospital), Series 2016-A, 5.00% 7/1/2046	6,690	5,840
City of Doylestown, Hospital Auth., Rev. Bonds (Doylestown Hospital), Series 2019-A, 5.00% 7/1/2049	3,250	2,787
City of Dubois, Hospital Auth., Hospital Rev. Bonds (Penn Highlands Healthcare), Series 2020, 4.00% 7/15/2050	2,000	1,758
City of Dubois, Hospital Auth., Hospital Rev. Bonds (Penn Highlands Healthcare), Series 2021, 4.00% 7/15/2051	1,500	1,326
Econ. Dev. Fncg. Auth., Exempt Facs. Rev. Ref. Bonds (National Gypsum Co.), Series 2014, AMT, 5.50% 11/1/2044	4,500	4,517
Econ. Dev. Fncg. Auth., Pollution Control Rev. Ref. Bonds (PPL Electric Utilities Corp. Project), Series 2008, 0.40% 10/1/2023	3,800	3,771
Econ. Dev. Fncg. Auth., Private Activity Rev. Bonds (The Penndot Major Bridges Package One Project), Series 2022, AMT, 5.25% 6/30/2053	850	887
Econ. Dev. Fncg. Auth., Private Activity Rev. Bonds (The Pennsylvania Rapid Bridge Replacement Project), Series 2015, AMT, 5.00% 12/31/2029	5,000	5,139
Econ. Dev. Fncg. Auth., Private Activity Rev. Bonds (The Pennsylvania Rapid Bridge Replacement Project), Series 2015, AMT, 5.00% 12/31/2034	25,705	26,277
Econ. Dev. Fncg. Auth., Private Activity Rev. Bonds (The Pennsylvania Rapid Bridge Replacement Project), Series 2015, AMT, 5.00% 12/31/2038	2,500	2,529
Econ. Dev. Fncg. Auth., Private Activity Rev. Bonds (The Pennsylvania Rapid Bridge Replacement Project), Series 2015, AMT, 5.00% 6/30/2042	1,000	1,005
Econ. Dev. Fncg. Auth., Rev. Bonds (Presbyterian Senior Living Project), Series 2021, 4.00% 7/1/2033	1,250	1,190
Econ. Dev. Fncg. Auth., Solid Waste Disposal Rev. Bonds (Consol Energy, Inc. Project), Series 2021-A, 9.00% 4/1/2051 (put 4/13/2028) <sup>2</sup>	9,750	10,889
Econ. Dev. Fncg. Auth., Solid Waste Disposal Rev. Bonds (Waste Management, Inc. Project), Series 2017-A, AMT, 0.58% 8/1/2037 (put 8/1/2024)	1,600	1,528
Econ. Dev. Fncg. Auth., Solid Waste Disposal Rev. Bonds (Waste Management, Inc. Project), Series 2021-A, AMT, (SIFMA Municipal Swap Index + 0.40%) 4.38% 6/1/2041 (put 6/3/2024) <sup>4</sup>	10,855	10,683



# American High-Income Municipal Bond Fund (continued)

Bonds, notes & other debt instruments (continued)	Principal amount (000)	Value (000)
<b>Pennsylvania (continued)</b>		
Econ. Dev. Fncg. Auth., Solid Waste Disposal Rev. Bonds (Waste Management, Inc. Project), Series 2011, AMT, 2.15% 7/1/2041 (put 7/1/2024)	USD3,500	\$3,441
Econ. Dev. Fncg. Auth., Solid Waste Disposal Rev. Green Bonds (Covanta Project), Series 2019, AMT, 3.25% 8/1/2039 <sup>2</sup>	7,950	5,869
Econ. Dev. Fncg. Auth., UPMC Rev. Bonds, Series 2021-A, 3.00% 10/15/2046	1,000	723
Erie County School Dist., Limited Tax G.O. Bonds, Series 2019-A, Assured Guaranty Municipal insured, 5.00% 4/1/2029	300	328
Erie County School Dist., Limited Tax G.O. Bonds, Series 2019-A, Assured Guaranty Municipal insured, 5.00% 4/1/2031	525	576
Erie County School Dist., Limited Tax G.O. Bonds, Series 2019-A, Assured Guaranty Municipal insured, 5.00% 4/1/2034	825	904
County of Franklin, Industrial Dev. Auth., Rev. Bonds (Menno-Haven, Inc. Project), Series 2018, 5.00% 12/1/2043	1,000	825
County of Franklin, Industrial Dev. Auth., Rev. Bonds (Menno-Haven, Inc. Project), Series 2018, 5.00% 12/1/2048	1,300	1,027
County of Franklin, Industrial Dev. Auth., Rev. Bonds (Menno-Haven, Inc. Project), Series 2019, 5.00% 12/1/2049	510	400
Higher Education Assistance Agcy., Education Loan Rev. Bonds, Series 2021-A, AMT, 5.00% 6/1/2028	550	576
Higher Education Assistance Agcy., Education Loan Rev. Bonds, Series 2020, 2.45% 6/1/2041	2,665	2,251
Higher Education Assistance Agcy., Education Loan Rev. Bonds, Series 2021-A, AMT, 2.625% 6/1/2042	5,065	4,292
Higher Education Assistance Agcy., Education Loan Rev. Bonds, Series 2022-A, AMT, 4.50% 6/1/2043	1,310	1,315
Higher Education Assistance Agcy., Education Loan Rev. Bonds, Series 2023-B, AMT, 4.00% 6/1/2044	7,495	7,336
Higher Education Assistance Agcy., Education Loan Rev. Bonds, Series 2021-B, AMT, 3.125% 6/1/2048	1,000	760
Higher Education Assistance Agcy., Education Loan Rev. Bonds, Series 2023-B, AMT, 5.00% 6/1/2050	1,275	1,277
Higher Education Facs. Auth., Rev. Bonds (University of the Sciences in Philadelphia), Series 2015-A, 3.00% 11/1/2028	500	466
Higher Educational Facs. Auth., Rev. Bonds (Thomas Jefferson University), Series 2015-A, 5.25% 9/1/2050	2,400	2,415
Higher Educational Facs. Auth., Student Housing Rev. Bonds (University Properties, Inc. Student Housing Project at East Stroudsburg University of Pennsylvania), Series 2016-A, 5.00% 7/1/2026	570	572
Higher Educational Facs. Auth., Student Housing Rev. Bonds (University Properties, Inc. Student Housing Project at East Stroudsburg University of Pennsylvania), Series 2016-A, 5.00% 7/1/2031	1,450	1,451
Housing Fin. Agcy., Single Family Mortgage Rev. Bonds, Series 2019-128-A, AMT, 4.75% 4/1/2033	1,170	1,168
Housing Fin. Agcy., Single Family Mortgage Rev. Bonds, Series 2017-124-A, AMT, 4.00% 10/1/2038	210	209
Housing Fin. Agcy., Single Family Mortgage Rev. Bonds, Series 2021-137, 3.00% 10/1/2051	2,515	2,399
City of Lancaster, Industrial Dev. Auth., Health Center Rev. Ref. Bonds (Landis Homes Retirement Community Project), Series 2021, 4.00% 7/1/2051	555	409
City of Lancaster, Industrial Dev. Auth., Health Center Rev. Ref. Bonds (Landis Homes Retirement Community Project), Series 2021, 4.00% 7/1/2056	2,850	2,039
County of Montgomery, Higher Education and Health Auth., Rev. Ref. Bonds (Philadelphia Presbytery Homes, Inc. Project), Series 2017, 5.00% 12/1/2032	340	336
County of Montgomery, Higher Education and Health Auth., Rev. Ref. Bonds (Philadelphia Presbytery Homes, Inc. Project), Series 2017, 5.00% 12/1/2037	780	755
County of Montgomery, Higher Education and Health Auth., Rev. Ref. Bonds (Philadelphia Presbytery Homes, Inc. Project), Series 2017, 5.00% 12/1/2047	6,055	5,530
County of Montgomery, Higher Education and Health Auth., Rev. Ref. Bonds (Philadelphia Presbytery Homes, Inc. Project), Series 2017, 4.00% 12/1/2048	3,830	2,851
County of Montgomery, Industrial Dev. Auth., Exempt Facs. Rev. Ref. Bonds (Constellation Energy Generation, LLC Project), Series 2023-C, AMT, 4.45% 10/1/2034 (put 4/3/2028)	7,500	7,636
County of Montgomery, Industrial Dev. Auth., Health Systems Rev. Bonds (Albert Einstein Healthcare Network Issue), Series 2015-A, 5.25% 1/15/2030 (preref. 1/15/2025)	5,185	5,333
County of Montgomery, Industrial Dev. Auth., Health Systems Rev. Bonds (Albert Einstein Healthcare Network Issue), Series 2015-A, 5.25% 1/15/2036 (preref. 1/15/2025)	1,000	1,029
County of Montgomery, Industrial Dev. Auth., Health Systems Rev. Bonds (Albert Einstein Healthcare Network Issue), Series 2015-A, 5.25% 1/15/2045 (preref. 1/15/2025)	3,500	3,600
County of Montgomery, Industrial Dev. Auth., Health Systems Rev. Bonds (Albert Einstein Healthcare Network Issue), Series 2015-A, 5.25% 1/15/2046 (preref. 1/15/2025)	1,000	1,029
County of Montgomery, Industrial Dev. Auth., Retirement Communities Rev. Bonds (ACTS Retirement - Life Communities, Inc. Obligated Group), Series 2016, 5.00% 11/15/2033	3,360	3,397
County of Montgomery, Industrial Dev. Auth., Retirement Communities Rev. Bonds (ACTS Retirement - Life Communities, Inc. Obligated Group), Series 2016, 5.00% 11/15/2036	4,250	4,252
County of Montgomery, Industrial Dev. Auth., Rev. Bonds (Lifespace Communities, Inc.), Series 2020-C, 4.00% 11/15/2043	500	413
County of Montgomery, Industrial Dev. Auth., Rev. Bonds (Lifespace Communities, Inc.), Series 2020-C, 5.00% 11/15/2045	1,240	1,178
County of Montgomery, Industrial Dev. Auth., Rev. Bonds (Waverly Heights, Ltd.), Series 2019, 5.00% 12/1/2044	1,250	1,272

# American High-Income Municipal Bond Fund (continued)

Bonds, notes & other debt instruments (continued)	Principal amount (000)	Value (000)
<b>Pennsylvania (continued)</b>		
County of Northampton, General Purpose Auth., Hospital Rev. Bonds (St. Luke's University Health Network Project), Series 2018-B, (1-month USD-LIBOR x 0.70 + 1.04%) 4.684% 8/15/2048 (put 8/15/2024) <sup>3,4</sup>	USD600	\$ 600
County of Northampton, Industrial Dev. Auth., Rev. Bonds (Morningstar Senior Living, Inc.), Series 2019, 5.00% 11/1/2039	1,500	1,343
City of Philadelphia, Hospitals and Higher Education Facs. Auth., Hospital Rev. Bonds (Temple University Health System Obligated Group), Series 2017, 5.00% 7/1/2033	1,000	1,030
City of Philadelphia, Industrial Dev. Auth., Charter School Rev. Bonds (Mast Community Charter School II Project), Series 2020-A, 5.00% 8/1/2030	425	436
City of Philadelphia, Industrial Dev. Auth., Charter School Rev. Bonds (Mast Community Charter School II Project), Series 2020-A, 5.00% 8/1/2040	620	622
City of Philadelphia, Industrial Dev. Auth., Charter School Rev. Bonds (Mast Community Charter School II Project), Series 2020-A, 5.00% 8/1/2050	1,050	1,021
City of Philadelphia, Industrial Dev. Auth., Charter School Rev. Bonds (Mast Community Charter School III Project), Series 2021, 5.00% 8/1/2030	2,265	2,319
City of Philadelphia, Industrial Dev. Auth., Charter School Rev. Bonds (Mast Community Charter School III Project), Series 2021, 5.00% 8/1/2040	4,020	4,031
City of Philadelphia, Industrial Dev. Auth., Charter School Rev. Bonds (Mast Community Charter School III Project), Series 2021, 5.00% 8/1/2050	7,240	7,068
City of Philadelphia, Industrial Dev. Auth., Charter School Rev. Bonds (Mast Community Charter School III Project), Series 2021, 5.00% 8/1/2054	5,245	5,068
City of Philadelphia, Industrial Dev. Auth., Rev. Bonds (Independence Charter School West), Series 2019, 4.00% 6/15/2029	250	238
City of Philadelphia, Industrial Dev. Auth., Rev. Bonds (Independence Charter School West), Series 2019, 5.00% 6/15/2039	500	481
City of Philadelphia, Industrial Dev. Auth., Rev. Bonds (Independence Charter School West), Series 2019, 5.00% 6/15/2050	1,375	1,235
City of Philadelphia, Industrial Dev. Auth., Rev. Bonds (University of the Sciences), Series 2017, 5.00% 11/1/2047	5,925	5,976
Philadelphia School Dist., G.O. Bonds, Series 2016-F, 5.00% 9/1/2028	4,100	4,292
Philadelphia School Dist., G.O. Bonds, Series 2018-A, 5.00% 9/1/2028	745	805
Philadelphia School Dist., G.O. Bonds, Series 2016-F, 5.00% 9/1/2029	4,500	4,705
Philadelphia School Dist., G.O. Bonds, Series 2016-F, 5.00% 9/1/2030 (preref. 9/1/2026)	10	11
Philadelphia School Dist., G.O. Bonds, Series 2016-F, 5.00% 9/1/2036	1,000	1,024
Philadelphia School Dist., G.O. Bonds, Series 2016-F, 5.00% 9/1/2037	1,500	1,533
Philadelphia School Dist., G.O. Bonds, Series 2016-F, 5.00% 9/1/2038	1,000	1,021
Philadelphia School Dist., G.O. Bonds, Series 2018-A, Assured Guaranty Municipal insured, 5.00% 9/1/2038	1,000	1,058
Philadelphia School Dist., G.O. Rev. Ref. Bonds, Series 2007-A, FGIC-National insured, 5.00% 6/1/2034	3,000	3,455
Reading School Dist., G.O. Bonds, Series 2017, Assured Guaranty Municipal insured, 5.00% 3/1/2027	275	293
Reading School Dist., G.O. Bonds, Series 2017, Assured Guaranty Municipal insured, 5.00% 3/1/2028	275	294
Reading School Dist., G.O. Bonds, Series 2017, Assured Guaranty Municipal insured, 5.00% 3/1/2038	1,000	1,046
Scranton School Dist., G.O. Bonds, Series 2017-E, BAM insured, 5.00% 12/1/2035	750	807
Susquehanna Area Regional Airport Auth., Airport System Rev. Bonds, Series 2017, AMT, 5.00% 1/1/2035	5,685	5,796
Susquehanna Area Regional Airport Auth., Airport System Rev. Bonds, Series 2017, AMT, 5.00% 1/1/2038	7,260	7,281
Tower Health 4.451% 2/1/2050	26,483	12,315
Township of West Cornwall, Municipal Auth., Healthcare Facs. Rev. Bonds (Lebanon Valley Brethren Home Project), Series 2021-A, 4.00% 11/15/2041	670	542
Township of West Cornwall, Municipal Auth., Healthcare Facs. Rev. Bonds (Lebanon Valley Brethren Home Project), Series 2021-A, 4.00% 11/15/2046	1,050	802
Turnpike Commission, Turnpike Rev. Bonds, Series 2017-B-2, Assured Guaranty Municipal insured, 5.00% 6/1/2033	1,000	1,070
Turnpike Commission, Turnpike Rev. Bonds, Series 2021-A, 4.00% 12/1/2043	340	333
Turnpike Commission, Turnpike Rev. Bonds, Series 2021-A, 4.00% 12/1/2044	425	419
Turnpike Commission, Turnpike Rev. Bonds, Series 2019-A, 5.00% 12/1/2044	4,750	5,049
Turnpike Commission, Turnpike Rev. Bonds, Series 2019-A, 5.00% 12/1/2049	1,425	1,504
Turnpike Commission, Turnpike Rev. Bonds, Series 2021-A, 4.00% 12/1/2050	1,000	958
County of Washington, Redev. Auth., Redev. Rev. Ref. Bonds (Victory Centre Tax Increment Fncg. Project), Series 2018, 5.00% 7/1/2028	850	851
County of Westmoreland, Industrial Dev. Auth., Health System Rev. Bonds (Excelsa Health Project), Series 2020-A, 4.00% 7/1/2025	900	892
County of Westmoreland, Industrial Dev. Auth., Health System Rev. Bonds (Excelsa Health Project), Series 2020-A, 4.00% 7/1/2037	2,800	2,569
Wilkes-Barre Area School Dist., G.O. Bonds, Series 2019, BAM insured, 5.00% 4/15/2059	2,000	2,057
		<u>390,079</u>

# American High-Income Municipal Bond Fund (continued)

Bonds, notes & other debt instruments (continued)	Principal amount (000)	Value (000)
<b>Puerto Rico 6.32%</b>		
Aqueduct and Sewer Auth., Rev. Ref. Bonds, Series 2020-A, 5.00% 7/1/2024 <sup>2</sup>	USD1,700	\$ 1,716
Aqueduct and Sewer Auth., Rev. Ref. Bonds, Series 2020-A, 5.00% 7/1/2025 <sup>2</sup>	4,000	4,065
Aqueduct and Sewer Auth., Rev. Ref. Bonds, Series 2020-A, 5.00% 7/1/2030 <sup>2</sup>	5,000	5,177
Aqueduct and Sewer Auth., Rev. Ref. Bonds, Series 2021-A, 5.00% 7/1/2033 <sup>2</sup>	485	496
Aqueduct and Sewer Auth., Rev. Ref. Bonds, Series 2021-B, 5.00% 7/1/2033 <sup>2</sup>	4,120	4,214
Aqueduct and Sewer Auth., Rev. Ref. Bonds, Series 2020-A, 5.00% 7/1/2035 <sup>2</sup>	23,105	23,427
Aqueduct and Sewer Auth., Rev. Ref. Bonds, Series 2021-A, 5.00% 7/1/2037 <sup>2</sup>	1,350	1,360
Aqueduct and Sewer Auth., Rev. Ref. Bonds, Series 2021-B, 5.00% 7/1/2037 <sup>2</sup>	1,545	1,557
Aqueduct and Sewer Auth., Rev. Ref. Bonds, Series 2022-A, 5.00% 7/1/2037 <sup>2</sup>	13,510	13,625
Aqueduct and Sewer Auth., Rev. Ref. Bonds, Series 2021-A, 4.00% 7/1/2042 <sup>2</sup>	4,545	4,008
Aqueduct and Sewer Auth., Rev. Ref. Bonds, Series 2021-B, 4.00% 7/1/2042 <sup>2</sup>	65,885	58,105
Aqueduct and Sewer Auth., Rev. Ref. Bonds, Series 2022-A, 4.00% 7/1/2042 <sup>2</sup>	21,540	18,996
Aqueduct and Sewer Auth., Rev. Ref. Bonds, Series 2021-B, 4.00% 7/1/2047 <sup>2</sup>	16,020	13,660
Aqueduct and Sewer Auth., Rev. Ref. Bonds, Series 2020-A, 5.00% 7/1/2047 <sup>2</sup>	2,000	1,981
Children's Trust, Tobacco Settlement Asset-Backed Bonds, Capital Appreciation Bonds, Series 2008-A, 0% 5/15/2057	75,000	5,420
Commonwealth Highways and Transportation Auth., Toll Rev. Bonds, Series 2022-A, 5.00% 7/1/2062	15,000	14,775
Commonwealth Highways and Transportation Auth., Toll Rev. Bonds, Capital Appreciation Bonds, Series 2022-C, 0% 7/1/2053 (5.00% on 7/1/2032) <sup>1</sup>	79,091	49,827
Electric Power Auth., Power Rev. Bonds, Series 2010-ZZ, 5.00% 7/1/2022 <sup>7</sup>	250	93
Electric Power Auth., Power Rev. Bonds, Series 2005-SS, National insured, 5.00% 7/1/2024	1,420	1,420
Electric Power Auth., Power Rev. Bonds, Series 2010-ZZ, 5.25% 7/1/2024 <sup>7</sup>	1,230	461
Electric Power Auth., Power Rev. Bonds, Series 2008-WW, 5.375% 7/1/2024 <sup>7</sup>	6,815	2,556
Electric Power Auth., Power Rev. Bonds, Series 2007-XX, 5.00% 7/1/2026 <sup>7</sup>	340	128
Electric Power Auth., Power Rev. Bonds, Series 2010-AAA, 5.25% 7/1/2026 <sup>7</sup>	165	62
Electric Power Auth., Power Rev. Bonds, Series 2010-CCC, 5.00% 7/1/2027 <sup>7</sup>	355	133
Electric Power Auth., Power Rev. Bonds, Series 2010-XX, 5.25% 7/1/2027 <sup>7</sup>	320	120
Electric Power Auth., Power Rev. Bonds, Series 2008-WW, 5.50% 7/1/2027 <sup>7</sup>	3,000	1,118
Electric Power Auth., Power Rev. Bonds, Series 2005-RR, Assured Guaranty insured, 5.00% 7/1/2028	3,100	3,121
Electric Power Auth., Power Rev. Bonds, Series 2010-AAA, 5.25% 7/1/2028 <sup>7</sup>	20	8
Electric Power Auth., Power Rev. Bonds, Series 2010-CCC, 5.25% 7/1/2028 <sup>7</sup>	1,000	375
Electric Power Auth., Power Rev. Bonds, Series 2012-A, 5.00% 7/1/2029 <sup>7</sup>	125	47
Electric Power Auth., Power Rev. Bonds, Series 2005-SS, Assured Guaranty Municipal insured, 5.00% 7/1/2030	185	186
Electric Power Auth., Power Rev. Bonds, Series 2010-AAA, 5.25% 7/1/2030 <sup>7</sup>	110	41
Electric Power Auth., Power Rev. Bonds, Series 2007-TT, 5.00% 7/1/2032 <sup>7</sup>	18,540	6,953
Electric Power Auth., Power Rev. Bonds, Series 2007-TT, 5.00% 7/1/2032 <sup>7</sup>	350	131
Electric Power Auth., Power Rev. Bonds, Series 2010-CCC, 4.50% 7/1/2033 <sup>7</sup>	315	117
Electric Power Auth., Power Rev. Bonds, Series 2007-TT, 5.00% 7/1/2033 <sup>7</sup>	235	88
Electric Power Auth., Power Rev. Bonds, Series 2008-WW, 5.25% 7/1/2033 <sup>7</sup>	1,500	563
Electric Power Auth., Power Rev. Bonds, Series 2008-WW, 5.375% 7/1/2033 <sup>7</sup>	235	88
Electric Power Auth., Power Rev. Bonds, Series 2013-A, 7.00% 7/1/2033 <sup>7</sup>	300	113
Electric Power Auth., Power Rev. Bonds, Series 2010-XX, 5.25% 7/1/2035 <sup>7</sup>	250	94
Electric Power Auth., Power Rev. Bonds, Series 2010-XX, 5.25% 7/1/2035 <sup>7</sup>	165	62
Electric Power Auth., Power Rev. Bonds, Series 2010-XXX, 5.75% 7/1/2036 <sup>7</sup>	3,150	1,181
Electric Power Auth., Power Rev. Bonds, Series 2007-TT, 5.00% 7/1/2037 <sup>7</sup>	4,115	1,543
Electric Power Auth., Power Rev. Bonds, Series 2010-XX, 5.25% 7/1/2040 <sup>7</sup>	16,225	6,084
Electric Power Auth., Power Rev. Bonds, Series 2013-A, 7.00% 7/1/2040 <sup>7</sup>	4,500	1,688
Electric Power Auth., Power Rev. Bonds, Series 2012-A, 5.00% 7/1/2042 <sup>7</sup>	10,120	3,795
Electric Power Auth., Power Rev. Bonds, Series 2012-A, 5.00% 7/1/2042 <sup>7</sup>	150	56
Electric Power Auth., Power Rev. Bonds, Series 2012-A, 5.05% 7/1/2042 <sup>7</sup>	1,885	707
Electric Power Auth., Power Rev. Ref. Bonds, Series 2010-DDD, Assured Guaranty Municipal insured, 3.65% 7/1/2024	120	119
Electric Power Auth., Power Rev. Ref. Bonds, Series 2007-UU, Assured Guaranty Municipal insured, (3-month USD-LIBOR x 0.67 + 0.52%) 4.227% 7/1/2029 <sup>3,4</sup>	16,010	14,938
Electric Power Auth., Power Rev. Ref. Bonds, Series 2007-VV, National insured, 5.25% 7/1/2030	475	470
Electric Power Auth., Power Rev. Ref. Bonds, Series 2003-NN, National insured, 4.75% 7/1/2033	1,870	1,817
Electric Power Auth., Power Rev. Ref. Bonds, Series 2008-WW, 5.50% 7/1/2038 <sup>7</sup>	3,150	1,181
G.O. Restructured Bonds, Series 2022-A-1, 5.375% 7/1/2025	4,790	4,902
G.O. Restructured Bonds, Series 2022-A-1, 5.625% 7/1/2027	4,746	4,993
G.O. Restructured Bonds, Series 2022-A-1, 5.625% 7/1/2029	4,669	4,997
G.O. Restructured Bonds, Series 2022-A-1, 5.75% 7/1/2031	4,535	4,952
G.O. Restructured Bonds, Series 2022-A-1, 4.00% 7/1/2033	12,045	11,456
G.O. Restructured Bonds, Series 2022-A-1, 4.00% 7/1/2035	2,704	2,505

# American High-Income Municipal Bond Fund (continued)

Bonds, notes & other debt instruments (continued)	Principal amount (000)	Value (000)
<b>Puerto Rico (continued)</b>		
G.O. Restructured Bonds, Series 2022-A-1, 4.00% 7/1/2037	USD7,595	\$ 6,825
G.O. Restructured Bonds, Series 2022-A-1, 4.00% 7/1/2041	26,894	23,161
G.O. Restructured Bonds, Series 2022-A-1, 4.00% 7/1/2046	52,478	43,854
G.O. Restructured Bonds, Capital Appreciation Bonds, Series 2022-A-1, 0% 7/1/2024	700	672
G.O. Restructured Bonds, Capital Appreciation Bonds, Series 2022-A-1, 0% 7/1/2033	5,535	3,380
G.O. Taxable Bonds, Capital Appreciation Bonds, Series 2022, 0% 11/1/2043 <sup>4</sup>	44,767	22,999
G.O. Taxable Bonds, Capital Appreciation Bonds, Series 2022, 0% 11/1/2051	131,530	67,409
Industrial, Tourist, Educational, Medical and Environmental Control Facs. Fncg. Auth., Higher Education Rev. and Rev. Ref. Bonds (Inter American University of Puerto Rico Project), Series 2012, 5.00% 10/1/2031	1,700	1,702
Industrial, Tourist, Educational, Medical and Environmental Control Facs. Fncg. Auth., Higher Education Rev. and Rev. Ref. Bonds (University of the Sacred Heart Project), Series 2012, 4.00% 10/1/2023	960	960
Industrial, Tourist, Educational, Medical and Environmental Control Facs. Fncg. Auth., Higher Education Rev. and Rev. Ref. Bonds (University of the Sacred Heart Project), Series 2012, 4.00% 10/1/2024	325	325
Industrial, Tourist, Educational, Medical and Environmental Control Facs. Fncg. Auth., Higher Education Rev. and Rev. Ref. Bonds (University of the Sacred Heart Project), Series 2012, 4.00% 10/1/2026	825	825
Industrial, Tourist, Educational, Medical and Environmental Control Facs. Fncg. Auth., Higher Education Rev. and Rev. Ref. Bonds (University of the Sacred Heart Project), Series 2012, 4.125% 10/1/2027	995	995
Industrial, Tourist, Educational, Medical and Environmental Control Facs. Fncg. Auth., Higher Education Rev. and Rev. Ref. Bonds (University of the Sacred Heart Project), Series 2012, 4.375% 10/1/2031	1,525	1,526
Industrial, Tourist, Educational, Medical and Environmental Control Facs. Fncg. Auth., Higher Education Rev. and Rev. Ref. Bonds (University of the Sacred Heart Project), Series 2012, 5.00% 10/1/2042	1,650	1,654
Industrial, Tourist, Educational, Medical and Environmental Control Facs. Fncg. Auth., Higher Education Rev. Bonds (Inter American University of Puerto Rico Project), Series 2019, 5.00% 10/1/2023	1,600	1,604
Industrial, Tourist, Educational, Medical and Environmental Control Facs. Fncg. Auth., Higher Education Rev. Bonds (Inter American University of Puerto Rico Project), Series 2004, National insured, 4.25% 10/1/2024	550	550
Industrial, Tourist, Educational, Medical and Environmental Control Facs. Fncg. Auth., Higher Education Rev. Bonds (Inter American University of Puerto Rico Project), Series 2019, 5.00% 10/1/2024	1,700	1,732
Industrial, Tourist, Educational, Medical and Environmental Control Facs. Fncg. Auth., Higher Education Rev. Bonds (Inter American University of Puerto Rico Project), Series 2019, 5.00% 10/1/2025	1,800	1,868
Industrial, Tourist, Educational, Medical and Environmental Control Facs. Fncg. Auth., Higher Education Rev. Bonds (Inter American University of Puerto Rico Project), Series 2019, 5.00% 10/1/2026	1,900	2,007
Industrial, Tourist, Educational, Medical and Environmental Control Facs. Fncg. Auth., Higher Education Rev. Bonds (Inter American University of Puerto Rico Project), Series 2019, 5.00% 10/1/2027	1,900	2,041
Industrial, Tourist, Educational, Medical and Environmental Control Facs. Fncg. Auth., Higher Education Rev. Bonds (Inter American University of Puerto Rico Project), Series 2019, 5.00% 10/1/2028	2,000	2,182
Industrial, Tourist, Educational, Medical and Environmental Control Facs. Fncg. Auth., Higher Education Rev. Bonds (Inter American University of Puerto Rico Project), Series 2004, National insured, 4.50% 10/1/2029	2,230	2,234
Industrial, Tourist, Educational, Medical and Environmental Control Facs. Fncg. Auth., Higher Education Rev. Bonds (Inter American University of Puerto Rico Project), Series 2019, 5.00% 10/1/2034	2,200	2,412
Industrial, Tourist, Educational, Medical and Environmental Control Facs. Fncg. Auth., Higher Education Rev. Bonds (Inter American University of Puerto Rico Project), Series 2019, 5.00% 10/1/2044	2,500	2,654
Industrial, Tourist, Educational, Medical and Environmental Control Facs. Fncg. Auth., Hospital Rev. and Rev. Ref. Bonds (Hospital Auxilio Mutuo Obligated Group Project), Series 2021, 5.00% 7/1/2031	570	628
Industrial, Tourist, Educational, Medical and Environmental Control Facs. Fncg. Auth., Hospital Rev. and Rev. Ref. Bonds (Hospital Auxilio Mutuo Obligated Group Project), Series 2021, 4.00% 7/1/2038	550	495
Sales Tax Fncg. Corp., Sales Tax Rev. Bonds, Series 2018-A-1, 4.75% 7/1/2053	5,000	4,747
Sales Tax Fncg. Corp., Sales Tax Rev. Bonds, Capital Appreciation Bonds, Series 2007-A, Class 2, AMBAC insured, 0% 8/1/2047 <sup>4</sup>	3,512	1,006
Sales Tax Fncg. Corp., Sales Tax Rev. Bonds, Capital Appreciation Bonds, Series 2007-A, Class 2, AMBAC insured, 0% 8/1/2054 <sup>4</sup>	22,487	4,803
Sales Tax Fncg. Corp., Sales Tax Rev. Bonds, Capital Appreciation Bonds, Series 2019, Class 2, 0% 8/1/2054 <sup>4</sup>	84	18
Sales Tax Fncg. Corp., Sales Tax Rev. Restructured Bonds, Series 2019-A-2, 4.329% 7/1/2040	31,913	30,121
Sales Tax Fncg. Corp., Sales Tax Rev. Restructured Bonds, Series 2019-A-2, 4.329% 7/1/2040	3,000	2,832
Sales Tax Fncg. Corp., Sales Tax Rev. Restructured Bonds, Series 2018-B-1, 0% 7/1/2046	5,000	1,395
Sales Tax Fncg. Corp., Sales Tax Rev. Restructured Bonds, Series 2019-A-2, 4.784% 7/1/2058	6,530	6,164
Sales Tax Fncg. Corp., Sales Tax Rev. Restructured Bonds, Series 2018-A-1, 5.00% 7/1/2058	12,400	12,099
Sales Tax Fncg. Corp., Sales Tax Rev. Restructured Bonds, Capital Appreciation Bonds, Series 2018-A-1, 0% 7/1/2024	117	113
Sales Tax Fncg. Corp., Sales Tax Rev. Restructured Bonds, Capital Appreciation Bonds, Series 2018-A-1, 0% 7/1/2029	498	389
Sales Tax Fncg. Corp., Sales Tax Rev. Restructured Bonds, Capital Appreciation Bonds, Series 2018-A-1, 0% 7/1/2031	641	458

# American High-Income Municipal Bond Fund (continued)

Bonds, notes & other debt instruments (continued)	Principal amount (000)	Value (000)
<b>Puerto Rico (continued)</b>		
Sales Tax Fncg. Corp., Sales Tax Rev. Restructured Bonds, Capital Appreciation Bonds, Series 2018-A-1, 0% 7/1/2033	USD149	\$ 97
Sales Tax Fncg. Corp., Sales Tax Rev. Restructured Bonds, Capital Appreciation Bonds, Series 2018-A-1, 0% 7/1/2046	337,590	96,719
Sales Tax Fncg. Corp., Sales Tax Rev. Restructured Bonds, Capital Appreciation Bonds, Series 2018-A-1, 0% 7/1/2051	30,908	6,602
University of Puerto Rico, University System Rev. Bonds, Series 2006-Q, 5.00% 6/1/2024	875	870
University of Puerto Rico, University System Rev. Bonds, Series 2006-Q, 5.00% 6/1/2025	675	667
University of Puerto Rico, University System Rev. Bonds, Series 2006-Q, 5.00% 6/1/2026	520	511
University of Puerto Rico, University System Rev. Bonds, Series 2006-Q, 5.00% 6/1/2030	1,269	1,228
University of Puerto Rico, University System Rev. Bonds, Series 2006-Q, 5.00% 6/1/2036	5,185	4,953
University of Puerto Rico, University System Rev. Ref. Bonds, Series 2006-P, 5.00% 6/1/2024	4,660	4,634
University of Puerto Rico, University System Rev. Ref. Bonds, Series 2006-P, National insured, 5.00% 6/1/2024	50	50
University of Puerto Rico, University System Rev. Ref. Bonds, Series 2006-P, 5.00% 6/1/2025	470	465
University of Puerto Rico, University System Rev. Ref. Bonds, Series 2006-P, National insured, 5.00% 6/1/2025	105	105
University of Puerto Rico, University System Rev. Ref. Bonds, Series 2006-P, 5.00% 6/1/2026	1,450	1,426
University of Puerto Rico, University System Rev. Ref. Bonds, Series 2006-P, 5.00% 6/1/2030	8,370	8,097
		<u>695,134</u>
<b>Rhode Island 0.48%</b>		
Commerce Corp., Airport Rev. Bonds, Series 2016-D, 5.00% 7/1/2030	500	524
Commerce Corp., Airport Rev. Bonds, Series 2016-D, 5.00% 7/1/2041	500	512
Health and Educational Building Corp., Educational Institution Rev. Bonds (St. George's School Issue), Series 2021, 4.00% 10/1/2046	270	264
Health and Educational Building Corp., Educational Institution Rev. Bonds (St. George's School Issue), Series 2021, 4.00% 10/1/2051	740	703
Health and Educational Building Corp., Hospital Fncg. Rev. Ref. Bonds (Lifespan Obligated Group Issue), Series 2016, 5.00% 5/15/2034	3,150	3,209
Housing and Mortgage Fin. Corp., Homeownership Opportunity Bonds, Series 68-C, AMT, 3.50% 4/1/2039	350	346
Student Loan Auth., Education Loan Rev. Bonds, Series 2021-A, AMT, 5.00% 12/1/2029	330	358
Student Loan Auth., Education Loan Rev. Bonds, Series 2021-A, AMT, 2.25% 12/1/2039	10,280	8,577
Student Loan Auth., Education Loan Rev. Bonds, Series 2023-A, AMT, 4.125% 12/1/2042	10,380	10,091
Student Loan Auth., Student Loan Program Rev. Bonds, Series 2018-A, AMT, 3.50% 12/1/2034	3,745	3,628
Student Loan Auth., Student Loan Program Rev. Bonds, Series 2019-A, AMT, 2.875% 12/1/2035	2,125	2,070
Tobacco Settlement Fin. Corp., Tobacco Settlement Asset-Backed Bonds, Capital Appreciation Bonds, Series 2007-A, 0% 6/1/2052	138,210	22,986
		<u>53,268</u>
<b>South Carolina 0.91%</b>		
Connector 2000 Assn., Inc., Toll Road Rev. Bonds, Capital Appreciation Bonds, Series 2011-A-1, 0% 1/1/2032	10,417	5,751
Connector 2000 Assn., Inc., Toll Road Rev. Bonds, Capital Appreciation Bonds, Series 2011-A-1, 0% 1/1/2042	75,080	19,011
Connector 2000 Assn., Inc., Toll Road Rev. Bonds, Capital Appreciation Bonds, Series 2011-A-1, 0% 7/22/2051	1,025	127
Housing Fin. and Dev. Auth., Mortgage Rev. Bonds, Series 2016-B-2, AMT, 4.00% 7/1/2043	700	693
Jobs-Econ. Dev. Auth., Econ. Dev. Rev. Bonds (Bishop Gadsden Episcopal Retirement Community), Series 2019-A, 5.00% 4/1/2054	2,500	2,127
Jobs-Econ. Dev. Auth., Econ. Dev. Rev. Bonds (Custodial Receipts), Series 2018, 5.00% 8/15/2041 (preref. 8/15/2026) <sup>1,2</sup>	12,495	13,261
Jobs-Econ. Dev. Auth., Econ. Dev. Rev. Bonds (Woodlands at Furman), Series 2020-A, 5.00% 11/15/2042	1,745	1,580
Jobs-Econ. Dev. Auth., Econ. Dev. Rev. Bonds (Woodlands at Furman), Series 2020-A, 5.00% 11/15/2054	1,155	981
Jobs-Econ. Dev. Auth., Educational Facs. Rev. Ref. Bonds (Green Charter School), Series 2021-A, 4.00% 6/1/2036 <sup>2</sup>	1,000	837
Jobs-Econ. Dev. Auth., Educational Facs. Rev. Ref. Bonds (Green Charter School), Series 2021-A, 4.00% 6/1/2046 <sup>2</sup>	1,150	821
Jobs-Econ. Dev. Auth., Educational Facs. Rev. Ref. Bonds (Green Charter School), Series 2021-A, 4.00% 6/1/2056 <sup>2</sup>	2,955	1,934
Jobs-Econ. Dev. Auth., First Mortgage Health Care Facs. Rev. Ref. Bonds (The Lutheran Homes of South Carolina, Inc.), Series 2017, 5.00% 5/1/2042	1,855	1,521
Jobs-Econ. Dev. Auth., Health Facs. Rev. Ref. Bonds (Wesley Commons), Series 2016, 5.00% 10/1/2036 <sup>2</sup>	2,000	1,857
Jobs-Econ. Dev. Auth., Health Facs. Rev. Ref. Bonds (Wesley Commons), Series 2016, 5.00% 10/1/2041 <sup>2</sup>	6,000	5,353
Jobs-Econ. Dev. Auth., Residential Facs. Rev. Bonds (Episcopal Home Still Hopes), Series 2017, 5.00% 4/1/2052	2,530	2,076
Jobs-Econ. Dev. Auth., Residential Facs. Rev. Ref. Bonds (Episcopal Home Still Hopes), Series 2018-A, 5.00% 4/1/2032	2,135	2,072
Jobs-Econ. Dev. Auth., Residential Facs. Rev. Ref. Bonds (Episcopal Home Still Hopes), Series 2018-A, 5.00% 4/1/2038	2,400	2,201



# American High-Income Municipal Bond Fund (continued)

Bonds, notes & other debt instruments (continued)	Principal amount (000)	Value (000)
<b>South Carolina (continued)</b>		
Jobs-Econ. Dev. Auth., Retirement Community Rev. Bonds (Seafields at Kiawah Island Project), Series 2023-B-1, 5.75% 11/15/2029	USD18,500	\$17,599
Patriots Energy Group Fncg. Agcy., Gas Supply Rev. Bonds, Series 2018-A, 4.00% 10/1/2048 (put 2/1/2024)	2,500	2,502
Public Service Auth., Rev. Obligations (Santee Cooper), Series 2016-B, 5.00% 12/1/2035	250	258
Public Service Auth., Rev. Obligations (Santee Cooper), Series 2016-B, 5.00% 12/1/2041	8,850	9,001
Public Service Auth., Rev. Obligations (Santee Cooper), Series 2016-B, 5.00% 12/1/2056	45	45
Public Service Auth., Rev. Ref. Obligations (Santee Cooper), Series 2016-A, 5.00% 12/1/2029	15	16
Public Service Auth., Rev. Ref. Obligations (Santee Cooper), Series 2016-C, 5.00% 12/1/2031	2,010	2,088
Public Service Auth., Rev. Ref. Obligations (Santee Cooper), Series 2015-A, 5.00% 12/1/2034	3,250	3,349
County of Richland, The Village at Sandhill Improvement Dist., Rev. Ref. Assessment Bonds, Series 2021, 3.00% 11/1/2026 <sup>2</sup>	715	662
County of Richland, The Village at Sandhill Improvement Dist., Rev. Ref. Assessment Bonds, Series 2021, 3.625% 11/1/2031 <sup>2</sup>	1,000	850
County of Richland, The Village at Sandhill Improvement Dist., Rev. Ref. Assessment Bonds, Series 2021, 3.75% 11/1/2036 <sup>2</sup>	1,270	1,007
		<u>99,580</u>
<b>South Dakota 0.03%</b>		
Housing Dev. Auth., Homeownership Mortgage Bonds, Series 2014-A, AMT, 4.00% 11/1/2044	75	75
Housing Dev. Auth., Homeownership Mortgage Bonds, Series 2021-B, 3.00% 11/1/2051	3,470	3,334
		<u>3,409</u>
<b>Tennessee 0.31%</b>		
City of Chattanooga, Health, Educational and Housing Fac. Board, Rev. Bonds (CommonSpirit Health), Series 2019-A-1, 3.25% 8/1/2044	1,200	912
Chattanooga-Hamilton County Hospital Auth., Hospital Rev. Ref. Bonds (Erlanger Health System), Series 2014, 5.00% 10/1/2039	2,815	2,827
Housing Dev. Agcy., Residential Fin. Program Bonds, Series 2014-2-A, AMT, 4.00% 7/1/2045	185	184
Metropolitan Dev. and Housing Agcy., Tennessee Tax Increment Rev. Bonds (Fifth & Broadway Dev. Project), Series 2018, 5.125% 6/1/2036 <sup>2</sup>	750	762
Metropolitan Government of Nashville and Davidson County, Industrial Dev. Board, Facs. Rev. Bonds (Waste Management, Inc. of Tennessee Project), Series 2001, AMT, 0.58% 8/1/2031 (put 8/1/2024)	700	676
Metropolitan Government of Nashville and Davidson County, Industrial Dev. Board, Special Assessment Rev. Bonds (South Nashville Central Business Improvement Dist.), Series 2021-A, 4.00% 6/1/2051 <sup>2</sup>	1,460	1,200
Metropolitan Government of Nashville and Davidson County, Industrial Dev. Board, Special Assessment Rev. Bonds (South Nashville Central Business Improvement Dist.), Capital Appreciation Bonds, Series 2021-B, 0% 6/1/2043 <sup>2</sup>	6,700	2,342
Metropolitan Nashville Airport Auth., Airport Improvement Rev. Bonds, Series 2022-B, AMT, 5.50% 7/1/2042	1,000	1,112
Metropolitan Nashville Airport Auth., Airport Improvement Rev. Bonds, Series 2022-B, AMT, 5.00% 7/1/2052	1,750	1,822
Tennessee Energy Acquisition Corp., Commodity Project Rev. Bonds, Series 2021-A, 5.00% 5/1/2052 (put 11/1/2031)	10,745	11,143
Tennessee Energy Acquisition Corp., Gas Project Rev. Bonds, Series 2023-A-1, 5.00% 5/1/2053 (put 5/1/2028)	11,135	11,475
		<u>34,455</u>
<b>Texas 5.65%</b>		
Arlington Higher Education Fin. Corp., Education Rev. and Rev. Ref. Bonds (Legacy Traditional Schools - Texas Project), Series 2021-A, 4.125% 2/15/2041	3,325	2,523
Arlington Higher Education Fin. Corp., Education Rev. and Rev. Ref. Bonds (Legacy Traditional Schools - Texas Project), Series 2021-A, 4.375% 2/15/2051	7,290	5,158
Arlington Higher Education Fin. Corp., Education Rev. and Rev. Ref. Bonds (Legacy Traditional Schools - Texas Project), Series 2021-A, 4.50% 2/15/2056	3,000	2,092
Arlington Higher Education Fin. Corp., Education Rev. Bonds (KIPP Texas, Inc.), Series 2019, 4.00% 8/15/2035	1,500	1,521
Arlington Higher Education Fin. Corp., Education Rev. Bonds (KIPP Texas, Inc.), Series 2019, 4.00% 8/15/2036	1,690	1,698
Arlington Higher Education Fin. Corp., Education Rev. Bonds (Legacy Traditional Schools - Texas Project), Series 2022-A, 6.50% 2/15/2057 <sup>2</sup>	2,000	1,913
Arlington Higher Education Fin. Corp., Education Rev. Bonds (Legacy Traditional Schools - Texas Project), Series 2022-A, 6.75% 2/15/2062 <sup>2</sup>	8,000	7,807
Arlington Higher Education Fin. Corp., Education Rev. Bonds (Newman International Academy), Series 2021-A, 5.00% 8/15/2041	600	536

# American High-Income Municipal Bond Fund (continued)

Bonds, notes & other debt instruments (continued)	Principal amount (000)	Value (000)
<b>Texas (continued)</b>		
Arlington Higher Education Fin. Corp., Education Rev. Bonds (Newman International Academy), Series 2021-A, 5.00% 8/15/2051	USD1,150	\$ 970
Arlington Higher Education Fin. Corp., Education Rev. Bonds (TGP Public Schools - The Gathering Place), Series 2022-A, 5.625% 8/15/2052	4,000	3,622
Arlington Higher Education Fin. Corp., Education Rev. Bonds (TGP Public Schools - The Gathering Place), Series 2022-A, 5.75% 8/15/2057	3,500	3,173
Arlington Higher Education Fin. Corp., Education Rev. Bonds (TGP Public Schools - The Gathering Place), Series 2022-A, 5.75% 8/15/2062	1,000	890
Arlington Higher Education Fin. Corp., Education Rev. Bonds (UME Preparatory Academy), Series 2017-A, 5.00% 8/15/2038	1,000	945
Arlington Higher Education Fin. Corp., Education Rev. Bonds (UME Preparatory Academy), Series 2017-A, 5.00% 8/15/2048	2,685	2,397
Arlington Higher Education Fin. Corp., Education Rev. Bonds (UME Preparatory Academy), Series 2017-A, 5.00% 8/15/2053	1,375	1,207
Arlington Higher Education Fin. Corp., Education Rev. Bonds (Uplift Education), Series 2016-A, 2.75% 12/1/2026	1,380	1,321
Arlington Higher Education Fin. Corp., Education Rev. Bonds (Uplift Education), Series 2016-A, 5.00% 12/1/2036	4,630	4,700
Arlington Higher Education Fin. Corp., Education Rev. Bonds (Uplift Education), Series 2016-A, 5.00% 12/1/2046	3,745	3,740
Arlington Higher Education Fin. Corp., Education Rev. Bonds (Uplift Education), Series 2016-A, 5.00% 12/1/2051	4,100	4,031
Arlington Higher Education Fin. Corp., Education Rev. Ref. Bonds (BASIS Texas Charter Schools, Inc.), Series 2021-A, 4.50% 6/15/2056 (put 6/15/2026)	2,500	2,477
Arlington Higher Education Fin. Corp., Education Rev. Ref. Bonds (Wayside Schools), Series 2021-A, 4.00% 8/15/2036	1,490	1,297
Arlington Higher Education Fin. Corp., Education Rev. Ref. Bonds (Wayside Schools), Series 2021-A, 4.00% 8/15/2041	1,830	1,486
Arlington Higher Education Fin. Corp., Education Rev. Ref. Bonds (Wayside Schools), Series 2021-A, 4.00% 8/15/2046	1,885	1,445
City of Arlington, Special Tax Rev. Bonds, Series 2018-A, Assured Guaranty Municipal insured, 5.00% 2/15/2043	825	861
City of Baytown, Municipal Dev. Dist., Hotel Rev. Bonds (Baytown Convention Center Hotel), Series 2021-A, 4.00% 10/1/2050	2,875	2,328
City of Baytown, Municipal Dev. Dist., Hotel Rev. Bonds (Baytown Convention Center Hotel), Series 2021-B, 5.00% 10/1/2050 <sup>2</sup>	4,155	3,459
Brazoria County Industrial Dev. Corp., Solid Waste Disposal Facs. Rev. Bonds (Aleon Renewable Metals, LLC Project), Series 2022, AMT, 10.00% 6/1/2042 <sup>2,4</sup>	23,750	22,702
Brazoria County Industrial Dev. Corp., Solid Waste Disposal Facs. Rev. Bonds (Aleon Renewable Metals, LLC Project), Series 2023, AMT, 12.00% 6/1/2043 <sup>2</sup>	21,500	21,499
Brazoria County Industrial Dev. Corp., Solid Waste Disposal Facs. Rev. Bonds (Gladieux Metals Recycling, LLC Project), Series 2020, 8.50% 3/1/2039 <sup>2</sup>	24,370	22,077
Brazos Higher Education Auth., Inc., Student Loan Program Rev. Bonds, Series 2020-1-A, AMT, 2.35% 4/1/2040	85	85
Brazos Higher Education Auth., Inc., Student Loan Program Rev. Bonds, Series 2020-1-B, AMT, 3.00% 4/1/2040	2,635	1,995
Clifton Higher Education Fin. Corp., Education Rev. Bonds (Idea Public Schools), Series 2016-B, 5.00% 8/15/2028	500	520
Clifton Higher Education Fin. Corp., Education Rev. Bonds (Idea Public Schools), Series 2012, 5.00% 8/15/2032	2,400	2,403
Clifton Higher Education Fin. Corp., Education Rev. Bonds (Idea Public Schools), Series 2013, 6.00% 8/15/2033	1,000	1,002
Clifton Higher Education Fin. Corp., Education Rev. Bonds (Valor Education), Series 2023-A, 5.75% 6/15/2038 <sup>2</sup>	900	895
Clifton Higher Education Fin. Corp., Education Rev. Bonds (Valor Education), Series 2023-A, 6.00% 6/15/2048 <sup>2</sup>	3,650	3,599
Clifton Higher Education Fin. Corp., Education Rev. Bonds (Valor Education), Series 2023-A, 6.25% 6/15/2053 <sup>2</sup>	3,250	3,260
Clifton Higher Education Fin. Corp., Education Rev. Bonds (Vanguard Academy, Inc.), Series 2021, 3.00% 8/15/2046	7,000	5,287
Conroe Local Government Corp., Hotel Rev. Bonds (Conroe Convention Center Hotel), Series 2021-A, 2.50% 10/1/2031	285	241
Conroe Local Government Corp., Hotel Rev. Bonds (Conroe Convention Center Hotel), Series 2021-B, 3.50% 10/1/2031 <sup>2</sup>	790	674
Conroe Local Government Corp., Hotel Rev. Bonds (Conroe Convention Center Hotel), Series 2021-A, 4.00% 10/1/2050	5,425	4,366
Conroe Local Government Corp., Hotel Rev. Bonds (Conroe Convention Center Hotel), Series 2021-B, 5.00% 10/1/2050 <sup>2</sup>	7,400	6,094
City of Crandall, Special Assessment Rev. Bonds (Cartwright Ranch Public Improvement Dist. Improvement Area No. 1 Project), Series 2021, 4.50% 9/15/2051 <sup>2</sup>	1,000	859
City of Crandall, Special Assessment Rev. Bonds (Cartwright Ranch Public Improvement Dist. Major Improvement Area Project), Series 2021, 5.25% 9/15/2051 <sup>2</sup>	500	471
Dripping Springs Independent School Dist., School Building and Rev. Ref. Bonds, Series 2014, 4.00% 2/15/2028 (preref. 2/15/2024)	3,640	3,654

# American High-Income Municipal Bond Fund (continued)

Bonds, notes & other debt instruments (continued)	Principal amount (000)	Value (000)
<b>Texas (continued)</b>		
Dripping Springs Independent School Dist., School Building and Rev. Ref. Bonds, Series 2014, 4.00% 2/15/2029 (preref. 2/15/2024)	USD1,895	\$ 1,902
Fort Bend County Industrial Dev. Corp., Industrial Dev. Rev. Bonds (NRG Energy, Inc. Project), Series 2012-A, 4.75% 5/1/2038	4,500	4,422
Fort Bend County Industrial Dev. Corp., Industrial Dev. Rev. Bonds (NRG Energy, Inc. Project), Series 2012-B, 4.75% 11/1/2042	4,000	3,897
Gulf Coast Industrial Dev. Auth., Solid Waste Disposal Rev. Bonds (CITGO Petroleum Corp. Project), Series 1995, AMT, 4.875% 5/1/2025	10,540	10,512
County of Harris, Sports Auth., Rev. Ref. Bonds, Series 2014-A, Assured Guaranty Municipal insured, 5.00% 11/15/2053	1,000	1,005
County of Harris, Sports Auth., Rev. Ref. Bonds, Series 2020-A, Assured Guaranty Municipal insured, 3.125% 11/15/2056	5,000	3,695
Harris County Cultural Education Facs. Fin. Corp., First Mortgage Rev. Bonds (Brazos Presbyterian Homes, Inc. Project), Series 2016, 5.00% 1/1/2037	2,960	2,622
Harris County Cultural Education Facs. Fin. Corp., First Mortgage Rev. Bonds (Brazos Presbyterian Homes, Inc. Project), Series 2013-A, 5.00% 1/1/2043	1,270	1,068
Harris County Cultural Education Facs. Fin. Corp., First Mortgage Rev. Bonds (Brazos Presbyterian Homes, Inc. Project), Series 2016, 5.00% 1/1/2048	23,205	18,803
Harris County Cultural Education Facs. Fin. Corp., Hospital Rev. Bonds (Texas Children's Hospital), Series 2021-A, 3.00% 10/1/2051	2,000	1,478
Harris County Cultural Education Facs. Fin. Corp., Rev. Ref. Bonds (Young Men's Christian Assn. of the Greater Houston Area), Series 2013-A, 5.00% 6/1/2033	1,400	1,322
Harris County Cultural Education Facs. Fin. Corp., Rev. Ref. Bonds (Young Men's Christian Assn. of the Greater Houston Area), Series 2013-A, 5.00% 6/1/2038	3,500	3,075
Dept. of Housing and Community Affairs, Single Family Mortgage Rev. Bonds, Series 2021-A, 3.00% 3/1/2052	3,215	3,079
Housing Options, Inc., Multi Family Housing Rev. Bonds (Brooks Manor - The Oaks Project), Series 2021, 0.50% 8/1/2041 (put 3/1/2025)	835	782
City of Houston, Airport System Facs. Rev. and Rev. Ref. Bonds (United Airlines, Inc. Terminal Improvement Projects), Series 2015-B-1, AMT, 5.00% 7/15/2035	1,000	1,002
City of Houston, Airport System Facs. Rev. Bonds (United Airlines, Inc. Terminal Improvement Projects), Series 2021-A, AMT, 4.00% 7/1/2041	18,015	16,096
City of Houston, Airport System Facs. Rev. Bonds (United Airlines, Inc. Terminal Improvement Projects), Series 2021-B-1, AMT, 4.00% 7/15/2041	32,235	28,796
City of Houston, Airport System Rev. Ref. Bonds, Series 2023-A, AMT, Assured Guaranty Municipal insured, 5.25% 7/1/2041	1,000	1,094
City of Houston, Airport System Special Facs. Rev. Bonds (Continental Airlines, Inc. Terminal Improvement Projects), Series 2011, AMT, 6.50% 7/15/2030	12,500	12,539
City of Houston, Airport System Special Facs. Rev. Bonds (Continental Airlines, Inc. Terminal Improvement Projects), Series 2011, AMT, 6.625% 7/15/2038	3,000	3,009
City of Houston, Airport System Special Facs. Rev. Bonds (United Airlines, Inc. Terminal Improvement Projects), Series 2018-C, AMT, 5.00% 7/15/2028	12,000	12,196
City of Houston, Airport System Special Facs. Rev. Ref. Bonds (United Airlines, Inc. Terminal E Project), Series 2014, AMT, 4.75% 7/1/2024	6,750	6,762
City of Houston, Airport System Special Facs. Rev. Ref. Bonds (United Airlines, Inc. Terminal E Project), Series 2014, AMT, 5.00% 7/1/2029	13,625	13,664
City of Houston, Airport System Special Facs. Rev. Ref. Bonds (United Airlines, Inc. Terminal Improvement Projects), Series 2020-A, AMT, 5.00% 7/1/2027	1,500	1,517
City of Houston, Airport System Special Facs. Rev. Ref. Bonds (United Airlines, Inc. Terminal Improvement Projects), Series 2020-B-2, AMT, 5.00% 7/15/2027	3,500	3,540
City of Houston, Airport System Special Facs. Rev. Ref. Bonds (United Airlines, Inc. Terminal Improvement Projects), Series 2020-C, AMT, 5.00% 7/15/2027	8,700	8,798
City of Houston, Airport System Special Facs. Rev. Ref. Bonds (United Airlines, Inc. Terminal Improvement Projects), Series 2015-B-1, AMT, 5.00% 7/15/2030	5,250	5,287
City of Houston, Convention and Entertainment Facs. Dept., Hotel Occupancy Tax and Special Rev. Ref. Bonds, Series 2021, 3.00% 9/1/2032	500	478
City of Houston, Convention and Entertainment Facs. Dept., Hotel Occupancy Tax and Special Rev. Ref. Bonds, Series 2021, 3.00% 9/1/2033	310	294
City of Irving, Hospital Auth., Hospital Rev. Bonds (Baylor Scott & White Medical Center - Irving), Series 2017-A, 5.00% 10/15/2033	1,000	1,033
City of Irving, Hospital Auth., Hospital Rev. Bonds (Baylor Scott & White Medical Center - Irving), Series 2017-A, 5.00% 10/15/2044	1,000	1,001
City of Kerrville Health Facs. Dev. Corp., Hospital Rev. Bonds (Peterson Regional Medical Center Project), Series 2015, 5.00% 8/15/2024	1,000	1,012

# American High-Income Municipal Bond Fund (continued)

Bonds, notes & other debt instruments (continued)	Principal amount (000)	Value (000)
<b>Texas (continued)</b>		
City of Kerrville Health Facs. Dev. Corp., Hospital Rev. Bonds (Peterson Regional Medical Center Project), Series 2015, 5.00% 8/15/2025	USD1,000	\$ 1,020
City of Kerrville Health Facs. Dev. Corp., Hospital Rev. Bonds (Peterson Regional Medical Center Project), Series 2015, 5.00% 8/15/2030	3,450	3,539
Lamar Consolidated Independent School Dist., Unlimited Tax Schoolhouse Bonds, Series 2023-A, 5.00% 2/15/2058	2,500	2,688
Town of Little Elm, Spiritas Ranch Public Improvement Dist., Special Assessment Rev. Bonds, Series 2021, 5.375% 9/1/2051 <sup>2</sup>	23,000	22,302
Love Field Airport Modernization Corp., Special Facs. Rev. Bonds, Series 2012, AMT, 5.00% 11/1/2028	5,000	5,001
County of Matagorda, Navigation Dist. No. 1, Rev. Ref. Bonds (Houston Lighting & Power Co. Project), Series 1997, AMT, AMBAC insured, 5.125% 11/1/2028	1,955	2,048
Mission Econ. Dev. Corp., Rev. Bonds (Natgasoline Project), Series 2018, AMT, 4.625% 10/1/2031 <sup>2</sup>	2,195	2,142
County of Montgomery, Toll Road Auth., Toll Road Rev. Bonds, Series 2018, 5.00% 9/15/2043	1,695	1,701
Municipal Gas Acquisition and Supply Corp. II, Gas Supply Rev. Bonds, Series 2007-A, (3-month USD-LIBOR x 0.66 + 0.69%) 4.354% 9/15/2027 <sup>3,4</sup>	5,650	5,618
Municipal Gas Acquisition and Supply Corp. II, Gas Supply Rev. Bonds, Series 2007-B, (SIFMA Municipal Swap Index + 0.55%) 4.53% 9/15/2027 <sup>4</sup>	1,890	1,868
Municipal Gas Acquisition and Supply Corp. III, Gas Supply Rev. Ref. Bonds, Series 2021, 5.00% 12/15/2026	585	595
Municipal Gas Acquisition and Supply Corp. III, Gas Supply Rev. Ref. Bonds, Series 2021, 5.00% 12/15/2027	2,730	2,780
Municipal Gas Acquisition and Supply Corp. III, Gas Supply Rev. Ref. Bonds, Series 2021, 5.00% 12/15/2029	2,570	2,643
Municipal Gas Acquisition and Supply Corp. III, Gas Supply Rev. Ref. Bonds, Series 2021, 5.00% 12/15/2030	3,500	3,614
Municipal Gas Acquisition and Supply Corp. III, Gas Supply Rev. Ref. Bonds, Series 2021, 5.00% 12/15/2031	2,210	2,290
Municipal Gas Acquisition and Supply Corp. III, Gas Supply Rev. Ref. Bonds, Series 2021, 5.00% 12/15/2032	2,355	2,446
New Hope Cultural Education Facs. Fin. Corp., Education Rev. and Rev. Ref. Bonds (Junilee Academic Center), Series 2021, 4.00% 8/15/2041 <sup>2</sup>	2,080	1,685
New Hope Cultural Education Facs. Fin. Corp., Education Rev. and Rev. Ref. Bonds (Junilee Academic Center), Series 2021, 4.00% 8/15/2046 <sup>2</sup>	1,610	1,234
New Hope Cultural Education Facs. Fin. Corp., Education Rev. and Rev. Ref. Bonds (Junilee Academic Center), Series 2021, 4.00% 8/15/2051 <sup>2</sup>	4,245	3,118
New Hope Cultural Education Facs. Fin. Corp., Education Rev. and Rev. Ref. Bonds (Junilee Academic Center), Series 2021, 4.00% 8/15/2056 <sup>2</sup>	3,510	2,498
New Hope Cultural Education Facs. Fin. Corp., Education Rev. Bonds (Beta Foundation), Series 2019-A, 3.375% 8/15/2029 <sup>2</sup>	510	461
New Hope Cultural Education Facs. Fin. Corp., Education Rev. Bonds (Beta Foundation), Series 2019-A, 5.00% 8/15/2039 <sup>2</sup>	1,020	978
New Hope Cultural Education Facs. Fin. Corp., Education Rev. Bonds (Beta Foundation), Series 2019-A, 5.00% 8/15/2049 <sup>2</sup>	2,290	2,065
New Hope Cultural Education Facs. Fin. Corp., Retirement Fac. Rev. Bonds (Morningside Ministries Project), Series 2020-A, 5.00% 1/1/2030	1,000	952
New Hope Cultural Education Facs. Fin. Corp., Retirement Fac. Rev. Bonds (Morningside Ministries Project), Series 2020-A, 5.00% 1/1/2035	500	454
New Hope Cultural Education Facs. Fin. Corp., Retirement Fac. Rev. Bonds (Morningside Ministries Project), Series 2022, 4.00% 1/1/2037	1,250	983
New Hope Cultural Education Facs. Fin. Corp., Retirement Fac. Rev. Bonds (Morningside Ministries Project), Series 2020-A, 5.00% 1/1/2040	790	689
New Hope Cultural Education Facs. Fin. Corp., Retirement Fac. Rev. Bonds (Morningside Ministries Project), Series 2022, 4.00% 1/1/2042	1,825	1,341
New Hope Cultural Education Facs. Fin. Corp., Retirement Fac. Rev. Bonds (Morningside Ministries Project), Series 2020-A, 5.00% 1/1/2055	6,100	4,853
New Hope Cultural Education Facs. Fin. Corp., Retirement Fac. Rev. Bonds (MRC Crestview Project), Series 2016, 5.00% 11/15/2036 (preref. 11/15/2024)	150	156
New Hope Cultural Education Facs. Fin. Corp., Retirement Fac. Rev. Bonds (MRC Crestview Project), Series 2016, 5.00% 11/15/2046 (preref. 11/15/2024)	4,350	4,516
New Hope Cultural Education Facs. Fin. Corp., Retirement Fac. Rev. Bonds (Wesleyan Homes, Inc. Obligated Group), Series 2019, 5.00% 1/1/2050	1,180	845
New Hope Cultural Education Facs. Fin. Corp., Retirement Fac. Rev. Bonds (Wesleyan Homes, Inc. Obligated Group), Series 2019, 5.00% 1/1/2055	5,500	3,828
New Hope Cultural Education Facs. Fin. Corp., Retirement Fac. Rev. Bonds (Wesleyan Homes, Inc. Obligated Group), Series 2019, 5.00% 1/1/2039	1,000	796
New Hope Cultural Education Facs. Fin. Corp., Retirement Fac. Rev. Bonds (Wesleyan Homes, Inc. Project), Series 2014, 5.50% 1/1/2035	100	89
New Hope Cultural Education Facs. Fin. Corp., Retirement Fac. Rev. Bonds (Wesleyan Homes, Inc. Project), Series 2014, 5.50% 1/1/2043	3,700	3,031

# American High-Income Municipal Bond Fund (continued)

Bonds, notes & other debt instruments (continued)	Principal amount (000)	Value (000)
<b>Texas (continued)</b>		
New Hope Cultural Education Facs. Fin. Corp., Retirement Fac. Rev. Bonds (Wesleyan Homes, Inc. Project), Series 2014, 5.50% 1/1/2049	USD8,430	\$ 6,591
New Hope Cultural Education Facs. Fin. Corp., Retirement Fac. Rev. Bonds (Westminster Project), Series 2016, 5.00% 11/1/2031	1,410	1,424
New Hope Cultural Education Facs. Fin. Corp., Retirement Fac. Rev. Bonds (Westminster Project), Series 2016, 5.00% 11/1/2040	4,900	4,729
New Hope Cultural Education Facs. Fin. Corp., Senior Living Rev. Bonds (Wichita Falls Retirement Foundation Project), Series 2021, 4.00% 1/1/2031	1,680	1,490
New Hope Cultural Education Facs. Fin. Corp., Senior Living Rev. Bonds (Wichita Falls Retirement Foundation Project), Series 2021, 4.00% 1/1/2036	1,755	1,439
New Hope Cultural Education Facs. Fin. Corp., Senior Living Rev. Bonds (Wichita Falls Retirement Foundation Project), Series 2021, 4.00% 1/1/2041	1,750	1,339
New Hope Cultural Education Facs. Fin. Corp., Senior Living Rev. Bonds (Sanctuary LTC Project), Series 2021, 5.50% 1/1/2057	5,000	3,581
New Hope Cultural Education Facs. Fin. Corp., Student Housing Rev. Bonds (CHF-Collegiate Housing Corpus Christi II, LLC - Texas A&M University-Corpus Christi Project), Series 2016-A, 5.00% 4/1/2036 (preref. 4/1/2026)	2,030	2,123
New Hope Cultural Education Facs. Fin. Corp., Student Housing Rev. Bonds (CHF-Collegiate Housing Island Campus, LLC - Texas A&M University-Corpus Christi Island Campus Project), Series 2017-A, 5.00% 4/1/2032 (preref. 4/1/2027)	855	913
New Hope Cultural Education Facs. Fin. Corp., Student Housing Rev. Bonds (CHF-Collegiate Housing Island Campus, LLC - Texas A&M University-Corpus Christi Island Campus Project), Series 2017-A, 5.00% 4/1/2037 (preref. 4/1/2027)	2,810	2,999
New Hope Cultural Education Facs. Fin. Corp., Student Housing Rev. Bonds (CHF-Collegiate Housing Island Campus, LLC - Texas A&M University-Corpus Christi Island Campus Project), Series 2017-A, 5.00% 4/1/2042 (preref. 4/1/2027)	4,705	5,022
New Hope Cultural Education Facs. Fin. Corp., Student Housing Rev. Bonds (CHF-Collegiate Housing Stephenville II, LLC - Tarleton State University Project), Series 2014-A, 5.00% 4/1/2039	1,125	1,137
New Hope Cultural Education Facs. Fin. Corp., Student Housing Rev. Bonds (CHF-Collegiate Housing Stephenville III, LLC - Tarleton State University Project), Series 2015-A, 5.00% 4/1/2035 (preref. 4/1/2025)	1,000	1,028
New Hope Cultural Education Facs. Fin. Corp., Student Housing Rev. Bonds (NCCD-Brenham Properties, LLC - Blinn College Project), Series 2020-A, 5.00% 7/1/2040	1,300	1,162
New Hope Cultural Education Facs. Fin. Corp., Student Housing Rev. Bonds (NCCD-Brenham Properties, LLC - Blinn College Project), Series 2020-A, 5.00% 7/1/2057	4,460	3,652
Newark Higher Education Fin. Corp., Education Rev. Bonds (TLC Academy), Series 2021-A, 4.00% 8/15/2041	1,685	1,396
Newark Higher Education Fin. Corp., Education Rev. Bonds (TLC Academy), Series 2021-A, 4.00% 8/15/2051	2,300	1,725
Newark Higher Education Fin. Corp., Education Rev. Bonds (TLC Academy), Series 2021-A, 4.00% 8/15/2056	2,250	1,639
Newark Higher Education Fin. Corp., Rev. Improvement and Rev. Ref. Bonds (Abilene Christian University Project), Series 2022-A, 4.00% 4/1/2057	2,315	2,039
North Parkway Municipal Management Dist. No. 1, Special Assessment Rev. Bonds (Major Improvements Project No. 2), Series 2022, 5.50% 9/15/2032 <sup>2</sup>	4,880	4,810
North Parkway Municipal Management Dist. No. 1, Special Assessment Rev. Bonds (Major Improvements Project No. 2), Series 2022, 5.625% 9/15/2042 <sup>2</sup>	9,985	9,718
North Parkway Municipal Management Dist. No. 1, Special Assessment Rev. Bonds (Major Improvements Project No. 2), Series 2022, 5.75% 9/15/2052 <sup>2</sup>	17,360	16,540
North Texas Tollway Auth., System Rev. and Rev. Ref. Bonds, Series 2017-A, 5.00% 1/1/2039	8,000	8,394
North Texas Tollway Auth., System Rev. Ref. Bonds, Series 2015-A, 5.00% 1/1/2034	2,000	2,035
North Texas Tollway Auth., System Rev. Ref. First Tier Bonds, Series 2020-A, 3.00% 1/1/2038	3,000	2,584
City of Plano, Special Assessment Rev. Bonds (Collin Creek West Public Improvement Dist. Project), Series 2021, 4.00% 9/15/2051 <sup>2</sup>	5,500	4,399
City of Plano, Special Assessment Rev. Bonds (Collin Creek West Public Improvement Dist. Project), Series 2021, 4.375% 9/15/2051 <sup>2</sup>	14,000	11,423
Red River Education Fin. Corp., Higher Education Rev. Bonds (St. Edward's University Project), Series 2016, 4.00% 6/1/2036	500	464
City of Sanger Industrial Dev. Corp., Industrial Dev. Rev. Ref. Bonds (Texas Pellets Project), Series 2012-B, AMT, 8.00% 7/1/2038 <sup>7</sup>	3,110	777
Surface Transportation Corp., Private Activity Rev. Bonds (NTE Mobility Partners Segments 3 LLC Segment 3C Project), Series 2019, AMT, 5.00% 6/30/2058	14,940	15,107
Surface Transportation Corp., Rev. Ref. Bonds (LBJ Infrastructure Group, LLC I-635 Managed Lanes Project), Series 2020-A, 4.00% 12/31/2037	1,500	1,425



# American High-Income Municipal Bond Fund (continued)

Bonds, notes & other debt instruments (continued)	Principal amount (000)	Value (000)
<b>Texas (continued)</b>		
Surface Transportation Corp., Rev. Ref. Bonds (LBJ Infrastructure Group, LLC I-635 Managed Lanes Project), Series 2020-A, 4.00% 12/31/2038	USD2,375	\$ 2,245
Surface Transportation Corp., Rev. Ref. Bonds (LBJ Infrastructure Group, LLC I-635 Managed Lanes Project), Series 2020-A, 4.00% 6/30/2039	455	428
Surface Transportation Corp., Rev. Ref. Bonds (LBJ Infrastructure Group, LLC I-635 Managed Lanes Project), Series 2020-A, 4.00% 12/31/2039	750	703
Surface Transportation Corp., Rev. Ref. Bonds (LBJ Infrastructure Group, LLC I-635 Managed Lanes Project), Series 2020-A, 4.00% 6/30/2040	335	312
Tarrant County Cultural Education Facs. Fin. Corp., Retirement Fac. Rev. Bonds (Air Force Villages Obligated Group), Series 2016, 4.00% 5/15/2027	7,840	7,435
Tarrant County Cultural Education Facs. Fin. Corp., Retirement Fac. Rev. Bonds (Air Force Villages Obligated Group), Series 2016, 4.00% 5/15/2031	5,500	4,908
Tarrant County Cultural Education Facs. Fin. Corp., Retirement Fac. Rev. Bonds (Air Force Villages Obligated Group), Series 2016, 5.00% 5/15/2037	6,150	5,533
Tarrant County Cultural Education Facs. Fin. Corp., Retirement Fac. Rev. Bonds (Air Force Villages Obligated Group), Series 2016, 5.00% 5/15/2045	14,005	11,613
Tarrant County Cultural Education Facs. Fin. Corp., Retirement Fac. Rev. Bonds (Barton Creek Senior Living Center, Inc. - Querencia Project), Series 2015, 5.00% 11/15/2035	200	193
Tarrant County Cultural Education Facs. Fin. Corp., Retirement Fac. Rev. Bonds (Barton Creek Senior Living Center, Inc. - Querencia Project), Series 2015, 5.00% 11/15/2040	1,655	1,532
Transportation Commission, Central Texas Turnpike System Rev. Ref. Bonds, Series 2015-C, 5.00% 8/15/2032	5,000	5,062
Transportation Commission, Central Texas Turnpike System Rev. Ref. Bonds, Series 2015-C, 5.00% 8/15/2037	5,000	5,046
Transportation Commission, State Highway 249 System First Tier Toll Rev. Bonds, Capital Appreciation Bonds, Series 2019-A, 0% 8/1/2041	430	181
Transportation Commission, State Highway 249 System First Tier Toll Rev. Bonds, Capital Appreciation Bonds, Series 2019-A, 0% 8/1/2042	2,370	947
Turnpike Auth., Central Texas Turnpike System, Rev. Bonds, Capital Appreciation Bonds, Series 2002-A, AMBAC insured, 0% 8/15/2028	16,300	13,695
		620,864
<b>United States 0.35%</b>		
Freddie Mac, Multi Family Certs., Series 2023, 0.897% 6/25/2035 <sup>2,4</sup>	140,962	8,576
Freddie Mac, Multi Family Certs., Series 2023, 2.75% 11/25/2035 <sup>2</sup>	10,260	8,713
Freddie Mac, Multi Family Certs., Series 2023, 4.14% 1/25/2040 <sup>4</sup>	9,235	8,550
Freddie Mac, Multi Family Mortgage Bonds, Series 2019-ML-05, Class AUS, 3.40% 1/25/2036	2,016	1,835
Freddie Mac, Multi Family Mortgage Bonds, Series 2019-ML-06, Class XUS, interest only, 1.133% 6/25/2037 <sup>4,5</sup>	59,654	4,857
Freddie Mac, Multi Family Mortgage Bonds, Series 2021-ML-10, Class XUS, 2.057% 1/25/2038 <sup>2,4</sup>	27,631	4,321
Freddie Mac, Multi Family Mortgage Green Bonds, Series 2021-ML-10, Class AUS, 2.032% 1/25/2038 <sup>2</sup>	2,599	1,909
		38,761
<b>Utah 1.34%</b>		
Charter School Fin. Auth., Charter School Rev. Bonds (Bridge Elementary Project), Series 2021-A, 4.00% 6/15/2041 <sup>2</sup>	895	684
Charter School Fin. Auth., Charter School Rev. Bonds (Bridge Elementary Project), Series 2021-A, 4.25% 6/15/2051 <sup>2</sup>	1,315	946
Charter School Fin. Auth., Charter School Rev. Ref. Bonds (Early Light Academy), Series 2017, 5.00% 7/15/2046 <sup>2</sup>	7,405	6,658
Hideout Local Dist. No. 1, Special Assessment Bonds, Series 2017, 6.75% 8/1/2037 <sup>2</sup>	24,480	22,193
Hurricane City, Gateway at Sand Hollow Public Infrastructure Dist. No. 1, Limited Tax G.O. Bonds, Series 2021-A, 5.50% 3/1/2051 <sup>2,6</sup>	15,000	10,535
MIDA Mountain Village Public Infrastructure Dist., Special Assessment Rev. Bonds (Mountain Village Assessment Area No. 2), Series 2021, 4.00% 8/1/2050 <sup>2</sup>	36,080	27,326
MIDA Mountain Village Public Infrastructure Dist., Special Assessment Rev. Bonds (Mountain Village Assessment Area), Series 2020-A, 5.00% 8/1/2050 <sup>2</sup>	13,250	11,191
MIDA Mountain Village Public Infrastructure Dist., Special Assessment Rev. Bonds (Mountain Village Assessment Area #2), Series 2021, 4.00% 8/1/2025 <sup>2</sup>	1,000	977
Military Installation Dev. Auth., Tax Allocation Rev. Bonds, Series 2021-A-2, 4.00% 6/1/2041	4,170	3,310
Payson City, Red Bridge Public Infrastructure Dist. No. 1, Limited Tax G.O. Bonds, Series 2021-A, 3.625% 2/1/2035 <sup>2</sup>	600	491
Payson City, Red Bridge Public Infrastructure Dist. No. 1, Limited Tax G.O. Bonds, Series 2021-A, 4.125% 2/1/2041 <sup>2</sup>	1,000	786

# American High-Income Municipal Bond Fund (continued)

Bonds, notes & other debt instruments (continued)	Principal amount (000)	Value (000)
<b>Utah (continued)</b>		
Payson City, Red Bridge Public Infrastructure Dist. No. 1, Limited Tax G.O. Bonds, Series 2021-A, 4.375% 2/1/2051 <sup>2</sup>	USD2,120	\$ 1,603
Salt Lake City, Airport Rev. Bonds (Salt Lake City International Airport), Series 2021-A, AMT, 5.00% 7/1/2046	1,775	1,859
UIPA Crossroads Public Infrastructure Dist., Tax Differential Rev. Bonds, Series 2021, 4.125% 6/1/2041 <sup>2</sup>	9,400	8,304
UIPA Crossroads Public Infrastructure Dist., Tax Differential Rev. Bonds, Series 2021, 4.375% 6/1/2052 <sup>2</sup>	57,810	49,958
		<u>146,821</u>
<b>Vermont 0.29%</b>		
Econ. Dev. Auth., Mortgage Rev. Bonds (Wake Robin Corp. Project), Series 2021-A, 4.00% 5/1/2037	5,155	4,511
Econ. Dev. Auth., Mortgage Rev. Bonds (Wake Robin Corp. Project), Series 2021-A, 4.00% 5/1/2045	7,995	6,321
Econ. Dev. Auth., Mortgage Rev. Bonds (Wake Robin Corp. Project), Series 2017-A, 5.00% 5/1/2047	235	215
Econ. Dev. Auth., Solid Waste Disposal Rev. Bonds (Casella Waste Systems, Inc. Project), Series 2013, AMT, 4.625% 4/1/2036 (put 4/3/2028) <sup>2</sup>	2,400	2,369
Housing Fin. Agcy., Multi Family Mortgage Bonds, Series 2021-A, 2.50% 8/15/2046	1,000	696
Housing Fin. Agcy., Multi Family Mortgage Bonds, Series 2022-A, 2.85% 2/15/2052	1,000	704
Student Assistance Corp., Education Loan Rev. Bonds, Series 2018-A, AMT, 5.00% 6/15/2025	300	305
Student Assistance Corp., Education Loan Rev. Bonds, Series 2021-A, AMT, 5.00% 6/15/2026	125	129
Student Assistance Corp., Education Loan Rev. Bonds, Series 2018-A, AMT, 5.00% 6/15/2027	300	309
Student Assistance Corp., Education Loan Rev. Bonds, Series 2018-A, AMT, 3.625% 6/15/2029	350	346
Student Assistance Corp., Education Loan Rev. Bonds, Series 2017-A, AMT, 4.00% 6/15/2029	965	943
Student Assistance Corp., Education Loan Rev. Bonds, Series 2018-A, AMT, 3.75% 6/15/2030	285	282
Student Assistance Corp., Education Loan Rev. Bonds, Series 2021-A, AMT, 5.00% 6/15/2030	550	586
Student Assistance Corp., Education Loan Rev. Bonds, Series 2018-A, AMT, 4.00% 6/15/2031	180	178
Student Assistance Corp., Education Loan Rev. Bonds, Series 2021-A, AMT, 5.00% 6/15/2031	550	589
Student Assistance Corp., Education Loan Rev. Bonds, Series 2018-A, AMT, 4.00% 6/15/2032	140	139
Student Assistance Corp., Education Loan Rev. Bonds, Series 2019-A, AMT, 3.00% 6/15/2035	3,455	3,194
Student Assistance Corp., Education Loan Rev. Bonds, Series 2021-A, AMT, 2.375% 6/15/2039	2,870	2,636
Student Assistance Corp., Education Loan Rev. Bonds, Series 2023-A, AMT, 4.00% 6/15/2041	4,605	4,411
Student Assistance Corp., Education Loan Rev. Bonds, Series 2018-A, AMT, 4.375% 6/15/2046	1,850	1,592
Student Assistance Corp., Education Loan Rev. Bonds, Series 2019-B, AMT, 4.00% 6/15/2047	2,150	1,762
		<u>32,217</u>
<b>Virgin Islands 0.52%</b>		
Matching Fund Special Purpose Securitization Corp., Matching Fund Securitization Bonds, Series 2022-A, 5.00% 10/1/2025	1,825	1,851
Matching Fund Special Purpose Securitization Corp., Matching Fund Securitization Bonds, Series 2022-A, 5.00% 10/1/2028	9,810	9,917
Matching Fund Special Purpose Securitization Corp., Matching Fund Securitization Bonds, Series 2022-A, 5.00% 10/1/2030	6,400	6,484
Matching Fund Special Purpose Securitization Corp., Matching Fund Securitization Bonds, Series 2022-A, 5.00% 10/1/2039	25,915	25,913
Public Fin. Auth., Rev. and Rev. Ref. Bonds (Virgin Islands Gross Receipts Taxes Loan Note), Series 2014-C, 5.00% 10/1/2030 <sup>2</sup>	1,000	919
Public Fin. Auth., Rev. and Rev. Ref. Bonds (Virgin Islands Gross Receipts Taxes Loan Note), Series 2014-C, 5.00% 10/1/2039 <sup>2</sup>	6,250	5,119
West Indian Co., Limited Port Facs. Rev. Bonds, Series 2022-A, 6.125% 10/1/2042 <sup>2</sup>	1,470	1,408
West Indian Co., Limited Port Facs. Rev. Bonds, Series 2022-B, AMT, 6.25% 10/1/2042 <sup>2</sup>	2,350	2,296
West Indian Co., Limited Port Facs. Rev. Bonds, Series 2022-A, 6.375% 4/1/2052 <sup>2</sup>	2,535	2,426
West Indian Co., Limited Port Facs. Rev. Bonds, Series 2022-B, AMT, 6.50% 4/1/2052 <sup>2</sup>	1,245	1,201
		<u>57,534</u>
<b>Virginia 2.24%</b>		
County of Albemarle, Econ. Dev. Auth., Residential Care Fac. Rev. Ref. Bonds (Westminster-Canterbury of the Blue Ridge), Series 2022-A, 4.00% 6/1/2034	1,310	1,260
County of Albemarle, Econ. Dev. Auth., Residential Care Fac. Rev. Ref. Bonds (Westminster-Canterbury of the Blue Ridge), Series 2022-A, 4.00% 6/1/2042	1,230	1,085
City of Alexandria, Industrial Dev. Auth., Demand Rev. Ref. Bonds (Goodwin House), Series 2015, 5.00% 10/1/2045 (preref. 10/1/2025)	3,000	3,117
County of Amelia, Industrial Dev. Auth., Solid Waste Disposal Rev. and Rev. Ref. Bonds (Waste Management, Inc. Project), Series 2002, AMT, 1.45% 4/1/2027	690	625

# American High-Income Municipal Bond Fund (continued)

Bonds, notes & other debt instruments (continued)	Principal amount (000)	Value (000)
<b>Virginia (continued)</b>		
County of Arlington, Industrial Dev. Auth., Hospital Rev. Bonds (Virginia Hospital Center), Series 2020, 4.00% 7/1/2045	USD1,665	\$ 1,610
City of Chesapeake, Chesapeake Transportation System Toll Road Rev. Ref. Bonds, Convertible Capital Appreciation Bonds, Series 2012-B, 4.875% 7/15/2040	1,500	1,543
County of Fairfax, Econ. Dev. Auth., Residential Care Facs. Mortgage Rev. Ref. Bonds (Goodwin House, Inc.), Series 2016-A, 5.00% 10/1/2036 (preref. 10/1/2024)	1,000	1,035
Town of Farmville, Industrial Dev. Auth., Educational Facs. Rev. Ref. Bonds (Longwood University Student Housing Project), Series 2018-A, 5.00% 1/1/2031	1,195	1,232
Town of Farmville, Industrial Dev. Auth., Educational Facs. Rev. Ref. Bonds (Longwood University Student Housing Project), Series 2018-A, 5.00% 1/1/2038	3,250	3,253
Town of Farmville, Industrial Dev. Auth., Educational Facs. Rev. Ref. Bonds (Longwood University Student Housing Project), Series 2020-A, 5.00% 1/1/2040	3,660	3,615
Town of Farmville, Industrial Dev. Auth., Educational Facs. Rev. Ref. Bonds (Longwood University Student Housing Project), Series 2018-A, 5.00% 1/1/2043	3,500	3,398
Town of Farmville, Industrial Dev. Auth., Educational Facs. Rev. Ref. Bonds (Longwood University Student Housing Project), Series 2018-A, 5.00% 1/1/2048	4,000	3,789
Town of Farmville, Industrial Dev. Auth., Educational Facs. Rev. Ref. Bonds (Longwood University Student Housing Project), Series 2020-A, 5.00% 1/1/2050	13,655	12,854
Town of Farmville, Industrial Dev. Auth., Educational Facs. Rev. Ref. Bonds (Longwood University Student Housing Project), Series 2018-A, 5.00% 1/1/2055	18,805	17,485
Town of Farmville, Industrial Dev. Auth., Educational Facs. Rev. Ref. Bonds (Longwood University Student Housing Project), Series 2020-A, 5.00% 1/1/2059	21,010	19,318
City of Hampton, Peninsula Town Center Community Dev. Auth., Special Obligation Rev. Ref. Bonds, Series 2018, 5.00% 9/1/2045 <sup>2</sup>	1,090	1,022
County of Hanover, Econ. Dev. Auth., Residential Care Fac. Rev. Ref. Bonds (Covenant Woods), Series 2022, 4.00% 7/1/2025	1,445	1,413
County of Hanover, Econ. Dev. Auth., Residential Care Fac. Rev. Ref. Bonds (Covenant Woods), Series 2022, 4.00% 7/1/2028	1,630	1,513
County of Hanover, Econ. Dev. Auth., Residential Care Fac. Rev. Ref. Bonds (Covenant Woods), Series 2022, 4.00% 7/1/2031	625	549
County of Hanover, Econ. Dev. Auth., Residential Care Fac. Rev. Ref. Bonds (Covenant Woods), Series 2022, 4.00% 7/1/2040	6,135	4,695
County of Hanover, Econ. Dev. Auth., Residential Care Fac. Rev. Ref. Bonds (Covenant Woods), Series 2022, 4.00% 7/1/2047	6,510	4,573
County of Hanover, Econ. Dev. Auth., Residential Care Fac. Rev. Ref. Bonds (Covenant Woods), Series 2018, 5.00% 7/1/2048	1,400	1,237
County of Hanover, Econ. Dev. Auth., Residential Care Fac. Rev. Ref. Bonds (Covenant Woods), Series 2018, 5.00% 7/1/2051	5,100	4,456
County of Henrico, Econ. Dev. Auth., Residential Care Fac. Rev. Bonds (Pinnacle Living), Series 2019-A, 5.00% 6/1/2034	1,000	952
County of Henrico, Econ. Dev. Auth., Residential Care Fac. Rev. Bonds (Pinnacle Living), Series 2019-A, 5.00% 6/1/2039	5,970	5,508
County of Henrico, Econ. Dev. Auth., Residential Care Fac. Rev. Bonds (Pinnacle Living), Series 2019-A, 5.00% 6/1/2044	2,245	2,004
County of Henrico, Econ. Dev. Auth., Residential Care Fac. Rev. Bonds (Pinnacle Living), Series 2019-A, 5.00% 6/1/2049	4,455	3,889
County of Henrico, Econ. Dev. Auth., Residential Care Fac. Rev. Bonds (Pinnacle Living), Series 2019-A, 5.00% 6/1/2052	1,970	1,689
County of Henrico, Econ. Dev. Auth., Residential Care Fac. Rev. Ref. Bonds (LifeSpire of Virginia), Series 2017-C, 5.00% 12/1/2037	1,445	1,448
County of Henrico, Econ. Dev. Auth., Residential Care Fac. Rev. Ref. Bonds (LifeSpire of Virginia), Series 2017-C, 5.00% 12/1/2047	19,325	18,587
County of Henrico, Econ. Dev. Auth., Residential Care Fac. Rev. Ref. Bonds (Westminster-Canterbury of Richmond), Series 2022-A, 5.00% 10/1/2047	810	824
County of Henrico, Econ. Dev. Auth., Residential Care Fac. Rev. Ref. Bonds (Westminster-Canterbury of Richmond), Series 2022-A, 5.00% 10/1/2052	1,095	1,106
County of James City, Econ. Dev. Auth., Residential Care Fac. Rev. Bonds (Windsormeade), Series 2021-A, 4.00% 6/1/2041	1,265	958
County of James City, Econ. Dev. Auth., Residential Care Fac. Rev. Bonds (Windsormeade), Series 2021-A, 4.00% 6/1/2047	3,200	2,252
County of James City, Econ. Dev. Auth., Residential Care Fac. Rev. Ref. Bonds (Williamsburg Landing), Series 2021-A, 4.00% 12/1/2035	2,030	1,847

# American High-Income Municipal Bond Fund (continued)

Bonds, notes & other debt instruments (continued)	Principal amount (000)	Value (000)
<b>Virginia (continued)</b>		
County of James City, Econ. Dev. Auth., Residential Care Fac. Rev. Ref. Bonds (Williamsburg Landing), Series 2021-A, 4.00% 12/1/2040	USD2,965	\$ 2,519
County of James City, Econ. Dev. Auth., Residential Care Fac. Rev. Ref. Bonds (Williamsburg Landing), Series 2021-A, 4.00% 12/1/2050	8,390	6,474
City of Lynchburg, Econ. Dev. Auth., Hospital Rev. and Rev. Ref. Bonds (Centra Health Obligated Group), Series 2021, 3.00% 1/1/2051	6,225	4,394
City of Newport News, Econ. Dev. Auth., Residential Care Facs. Rev. Ref. Bonds (LifeSpire of Virginia), Series 2016, 3.50% 12/1/2029	1,370	1,290
City of Newport News, Econ. Dev. Auth., Residential Care Facs. Rev. Ref. Bonds (LifeSpire of Virginia), Series 2016, 5.00% 12/1/2038	11,645	11,632
City of Newport News, Industrial Dev. Auth., Health Systems Rev. Bonds, Series 2017-A, 5.00% 7/1/2046 <sup>2</sup>	9,250	9,312
City of Newport News, Industrial Dev. Auth., Health Systems Rev. Ref. Bonds (Custodial Receipts), Series 2015, 5.33% 7/1/2045 <sup>2</sup>	27,900	28,175
County of Prince William, Gateway Community Dev. Auth., Special Assessment Rev. Ref. Bonds, Series 2012, 5.00% 3/1/2030	500	493
County of Prince William, Heritage Hunt Commercial Community Dev. Auth., Special Assessment Bonds, Series 1999-B, 7.00% 3/1/2029	250	250
Small Business Fncg. Auth., Private Activity Rev. Bonds (Transform 66 P3 Project), Series 2017, AMT, 5.00% 12/31/2049	2,000	2,022
Small Business Fncg. Auth., Private Activity Rev. Bonds (Transform 66 P3 Project), Series 2017, AMT, 5.00% 12/31/2052	6,000	6,059
Small Business Fncg. Auth., Residential Care Fac. Rev. Bonds (Pinnacle Living), Series 2017-C, 5.00% 6/1/2037	4,075	3,979
Small Business Fncg. Auth., Residential Care Fac. Rev. Bonds (Pinnacle Living), Series 2017-C, 5.00% 6/1/2042	3,500	3,332
Small Business Fncg. Auth., Residential Care Fac. Rev. Bonds (Pinnacle Living), Series 2017-C, 5.00% 6/1/2047	4,510	4,184
Small Business Fncg. Auth., Residential Care Fac. Rev. Bonds (Pinnacle Living), Series 2017-C, 5.00% 6/1/2052	8,425	7,705
Small Business Fncg. Auth., Residential Care Facs. Rev. and Rev. Ref. Bonds (LifeSpire of Virginia), Series 2021, 4.00% 12/1/2041	100	86
Small Business Fncg. Auth., Residential Care Facs. Rev. and Rev. Ref. Bonds (LifeSpire of Virginia), Series 2021, 4.00% 12/1/2051	3,495	2,785
Small Business Fncg. Auth., Rev. Bonds (National Senior Campuses, Inc. Obligated Group), Series 2020-A, 5.00% 1/1/2031	1,250	1,337
Small Business Fncg. Auth., Rev. Bonds (National Senior Campuses, Inc. Obligated Group), Series 2020-A, 5.00% 1/1/2032	1,000	1,069
Small Business Fncg. Auth., Rev. Bonds (National Senior Campuses, Inc. Obligated Group), Series 2020-A, 5.00% 1/1/2034	1,725	1,840
Small Business Fncg. Auth., Rev. Bonds (National Senior Campuses, Inc. Obligated Group), Series 2020-A, 4.00% 1/1/2045	4,350	3,886
Small Business Fncg. Auth., Rev. Bonds (National Senior Campuses, Inc. Obligated Group), Series 2020-A, 3.375% 1/1/2051	1,625	1,188
Small Business Fncg. Auth., Rev. Bonds (National Senior Campuses, Inc. Obligated Group), Series 2020-A, 4.00% 1/1/2051	6,005	5,169
Small Business Fncg. Auth., Solid Waste Disposal Rev. Bonds (Covanta Project), Series 2018-C, AMT, 5.00% 1/1/2048 (put 7/1/2038) <sup>2</sup>	2,000	1,845
		<u>246,766</u>
<b>Washington 1.94%</b>		
Central Puget Sound Regional Transit Auth., Sales Tax and Motor Vehicle Excise Tax Improvement and Rev. Ref. Green Bonds, Series 2021-S-1, 3.00% 11/1/2036	2,500	2,314
Convention Center Public Facs. Dist., Lodging Tax Bonds, Series 2010-B, 5.00% 7/1/2043	1,000	1,023
Convention Center Public Facs. Dist., Lodging Tax Bonds, Series 2010-B, 5.00% 7/1/2048	1,000	1,017
Convention Center Public Facs. Dist., Lodging Tax Bonds, Series 2018, 5.00% 7/1/2058	4,000	4,057
Convention Center Public Facs. Dist., Lodging Tax Rev. Ref. Bonds, Series 2021-B, 3.00% 7/1/2058	2,000	1,370
Econ. Dev. Fin. Auth., Environmental Facs. Rev. Green Bonds (North Pacific Paper Co. Recycling Project), Series 2020-A, AMT, 5.625% 12/1/2040 <sup>2</sup>	9,000	8,790
Health Care Facs. Auth., Rev. Bonds (Providence St. Joseph Health), Series 2014-C, 5.00% 10/1/2044	2,000	1,979
Health Care Facs. Auth., Rev. Bonds (Virginia Mason Medical Center), Series 2017, 5.00% 8/15/2032	1,615	1,678
Health Care Facs. Auth., Rev. Bonds (Virginia Mason Medical Center), Series 2017, 5.00% 8/15/2034	1,950	2,005
Health Care Facs. Auth., Rev. Bonds (Virginia Mason Medical Center), Series 2017, 5.00% 8/15/2035	1,825	1,867
Health Care Facs. Auth., Rev. Bonds (Yakima Valley Memorial Hospital Assn.), Series 2016, 5.00% 12/1/2036	2,845	3,011
Health Care Facs. Auth., Rev. Bonds (Yakima Valley Memorial Hospital Assn.), Series 2016, 5.00% 12/1/2041	6,920	7,325
Health Care Facs. Auth., Rev. Bonds (Yakima Valley Memorial Hospital Assn.), Series 2016, 5.00% 12/1/2046	6,570	6,954

# American High-Income Municipal Bond Fund (continued)

Bonds, notes & other debt instruments (continued)	Principal amount (000)	Value (000)
<b>Washington (continued)</b>		
Housing Fin. Commission, Multi Family Housing Rev. Bonds (HopeSource III Portfolio Projects), Series 2022, 1.25% 1/1/2025 (put 1/1/2024)	USD2,420	\$ 2,387
Housing Fin. Commission, Municipal Certs., Series 2021-1, Class X, interest only, 0.725% 12/20/2035 <sup>5</sup>	82,335	3,862
Housing Fin. Commission, Municipal Certs., Series 2021-1, 3.50% 12/20/2035	27,269	25,211
Housing Fin. Commission, Nonprofit Housing Rev. and Rev. Ref. Bonds (Horizon House Project), Series 2017, 5.00% 1/1/2031 <sup>2</sup>	1,000	953
Housing Fin. Commission, Nonprofit Housing Rev. and Rev. Ref. Bonds (Horizon House Project), Series 2017, 5.00% 1/1/2033 <sup>2</sup>	1,185	1,110
Housing Fin. Commission, Nonprofit Housing Rev. Bonds (Rockwood Retirement Communities), Series 2020-A, 5.00% 1/1/2056 <sup>2</sup>	13,670	9,656
Housing Fin. Commission, Nonprofit Housing Rev. Ref. Bonds (Herons Key Senior Living), Series 2015-A, 6.50% 7/1/2030 (preref. 7/1/2025) <sup>2</sup>	1,700	1,786
Housing Fin. Commission, Nonprofit Housing Rev. Ref. Bonds (Herons Key Senior Living), Series 2015-A, 6.75% 7/1/2035 (preref. 7/1/2025) <sup>2</sup>	1,630	1,720
Housing Fin. Commission, Nonprofit Housing Rev. Ref. Bonds (Horizon House Project), Series 2017, 5.00% 1/1/2038 <sup>2</sup>	2,350	2,051
Housing Fin. Commission, Nonprofit Housing Rev. Ref. Bonds (Horizon House Project), Series 2017, 5.00% 1/1/2043 <sup>2</sup>	3,100	2,561
Housing Fin. Commission, Nonprofit Housing Rev. Ref. Bonds (Horizon House Project), Series 2017, 5.00% 1/1/2048 <sup>2</sup>	1,770	1,405
Housing Fin. Commission, Nonprofit Housing Rev. Ref. Bonds (Judson Park Project), Series 2018, 5.00% 7/1/2033 <sup>2</sup>	250	230
Housing Fin. Commission, Nonprofit Housing Rev. Ref. Bonds (Judson Park Project), Series 2018, 5.00% 7/1/2048 <sup>2</sup>	1,350	1,089
Housing Fin. Commission, Nonprofit Housing Rev. Ref. Bonds (Rockwood Retirement Project), Series 2014-A, 7.375% 1/1/2044 (preref. 1/1/2024) <sup>2</sup>	7,000	7,103
Housing Fin. Commission, Nonprofit Housing Rev. Ref. Bonds (Rockwood Retirement Project), Series 2014-A, 7.50% 1/1/2049 (preref. 1/1/2024) <sup>2</sup>	9,090	9,229
Housing Fin. Commission, Nonprofit Housing Rev. Ref. Bonds (Rockwood Retirement Project), Series 2019, 5.00% 1/1/2055 <sup>2</sup>	9,520	6,756
Housing Fin. Commission, Nonprofit Housing, Rev. and Rev. Ref. Bonds (Bayview Manor Senior Project), Series 2016-A, 5.00% 7/1/2051 <sup>2</sup>	1,000	763
Housing Fin. Commission, Nonprofit Rev. Bonds (Spokane International Academy Project), Series 2021-A, 5.00% 7/1/2050 <sup>2</sup>	1,000	928
Housing Fin. Commission, Nonprofit Rev. Bonds (Spokane International Academy Project), Series 2021-A, 5.00% 7/1/2056 <sup>2</sup>	2,260	2,067
Housing Fin. Commission, Single Family Program Bonds, Series 2014-2A-R, AMT, 3.50% 6/1/2044	30	30
Housing Fin. Commission, Single Family Program Bonds, Series 2021-1-N, 3.00% 12/1/2049	1,375	1,323
Housing Fin. Commission, Single Family Program Bonds, Series 2021-2-N, 3.00% 6/1/2051	1,245	1,192
Kalispel Tribe of Indians, Priority Distribution Payment Bonds, Series 2018-A, 5.00% 1/1/2032 <sup>2</sup>	1,955	2,010
Kalispel Tribe of Indians, Priority Distribution Payment Bonds, Series 2018-B, 5.00% 1/1/2032 <sup>2</sup>	745	766
Kalispel Tribe of Indians, Priority Distribution Payment Bonds, Series 2018-A, 5.25% 1/1/2038 <sup>2</sup>	7,245	7,448
Kalispel Tribe of Indians, Priority Distribution Payment Bonds, Series 2018-B, 5.25% 1/1/2038 <sup>2</sup>	1,155	1,187
County of King, Convention Center Public Facs. Dist., Lodging Tax Green Notes, Series 2021, 4.00% 7/1/2031	17,215	16,613
County of King, Convention Center Public Facs. Dist., Lodging Tax Rev. Ref. Bonds, Series 2021-B, 3.00% 7/1/2033 <sup>2</sup>	1,170	1,079
County of King, Convention Center Public Facs. Dist., Lodging Tax Rev. Ref. Bonds, Series 2021-B, 3.00% 7/1/2034 <sup>2</sup>	2,350	2,145
County of King, Convention Center Public Facs. Dist., Lodging Tax Rev. Ref. Bonds, Series 2021-B, 4.00% 7/1/2034 <sup>2</sup>	860	864
County of King, Convention Center Public Facs. Dist., Lodging Tax Rev. Ref. Bonds, Series 2021-B, 3.00% 7/1/2035 <sup>2</sup>	3,295	2,954
County of King, Convention Center Public Facs. Dist., Lodging Tax Rev. Ref. Bonds, Series 2021-B, 3.00% 7/1/2043 <sup>2</sup>	6,065	4,800
County of King, Convention Center Public Facs. Dist., Lodging Tax Rev. Ref. Bonds, Series 2021-B, 3.00% 7/1/2048 <sup>2</sup>	9,795	7,274
County of King, Convention Center Public Facs. Dist., Lodging Tax Rev. Ref. Bonds, Series 2021-B, 3.00% 7/1/2048	6,490	4,781
County of King, Convention Center Public Facs. Dist., Lodging Tax Rev. Ref. Bonds, Series 2021-B, 3.00% 7/1/2058 <sup>2</sup>	14,155	9,696
County of King, Convention Center Public Facs. Dist., Lodging Tax Rev. Ref. Bonds, Series 2021-B, Assured Guaranty Municipal insured, 3.00% 7/1/2058	7,170	5,069
County of King, Convention Center Public Facs. Dist., Lodging Tax Rev. Ref. Bonds, Series 2021-B, 3.00% 7/1/2058 <sup>2</sup>	3,730	2,584



# American High-Income Municipal Bond Fund (continued)

Bonds, notes & other debt instruments (continued)	Principal amount (000)	Value (000)
<b>Washington (continued)</b>		
County of King, Convention Center Public Facs. Dist., Lodging Tax Rev. Ref. Bonds, Series 2021-B, 4.00% 7/1/2058 <sup>2</sup>	USD1,465	\$ 1,274
County of King, Convention Center Public Facs. Dist., Lodging Tax Rev. Ref. Bonds, Series 2021-A, 5.00% 7/1/2058	2,500	2,554
Port of Seattle, Industrial Dev. Corp., Special Facs. Rev. Ref. Bonds (Delta Air Lines, Inc. Project), Series 2012, AMT, 5.00% 4/1/2030	2,500	2,501
Port of Seattle, Rev. and Rev. Ref. Bonds, Series 2022-B, AMT, 5.00% 8/1/2042	500	530
Port of Seattle, Special Fac. Rev. Ref. Bonds (SEATAC Fuel Facs., LLC), Series 2013, AMT, 5.00% 6/1/2030	1,000	1,002
Port of Seattle, Special Fac. Rev. Ref. Bonds (SEATAC Fuel Facs., LLC), Series 2013, AMT, 5.00% 6/1/2031	2,000	2,003
County of Skagit, Public Hospital Dist. No. 1 (Skagit Regional Health), Hospital Rev. Improvement and Rev. Ref. Bonds, Series 2016, 4.00% 12/1/2025	500	496
County of Skagit, Public Hospital Dist. No. 1 (Skagit Regional Health), Hospital Rev. Improvement and Rev. Ref. Bonds, Series 2016, 5.00% 12/1/2027	1,000	1,026
County of Skagit, Public Hospital Dist. No. 1 (Skagit Regional Health), Hospital Rev. Improvement and Rev. Ref. Bonds, Series 2016, 5.00% 12/1/2029	1,000	1,030
County of Skagit, Public Hospital Dist. No. 1 (Skagit Regional Health), Hospital Rev. Improvement and Rev. Ref. Bonds, Series 2016, 5.00% 12/1/2030	1,500	1,545
County of Skagit, Public Hospital Dist. No. 1 (Skagit Regional Health), Hospital Rev. Improvement and Rev. Ref. Bonds, Series 2016, 5.00% 12/1/2031	1,500	1,545
County of Skagit, Public Hospital Dist. No. 1 (Skagit Regional Health), Hospital Rev. Improvement and Rev. Ref. Bonds, Series 2016, 5.00% 12/1/2032	1,500	1,544
		<u>213,122</u>
<b>West Virginia 0.45%</b>		
Econ. Dev. Auth., Solid Waste Disposal Facs. Rev. Bonds (Arch Resources Project), Series 2021, AMT, 4.125% 7/1/2045 (put 7/1/2025)	17,765	17,525
Econ. Dev. Auth., Solid Waste Disposal Facs. Rev. Bonds (Arch Resources Project), Series 2020, AMT, 5.00% 7/1/2045 (put 7/1/2025)	22,795	22,834
Econ. Dev. Auth., Solid Waste Disposal Facs. Rev. Ref. Bonds (Kentucky Power Co. - Mitchell Project), Series 2014-A, AMT, 4.70% 4/1/2036 (put 6/17/2026)	4,525	4,535
Hospital Fin. Auth., Hospital Rev. Ref. and Improvement Rev. Bonds (Cabell Huntington Hospital Obligated Group), Series 2018-A, 5.00% 1/1/2043	1,230	1,182
County of Monongalia, County Commission, Dev. Dist. No. 4, Improvement and Rev. Ref. Bonds (University Town Centre), Series 2023-A, 5.00% 6/1/2033 <sup>2</sup>	500	513
County of Monongalia, County Commission, Dev. Dist. No. 4, Improvement and Rev. Ref. Bonds (University Town Centre), Series 2023-A, 5.75% 6/1/2043 <sup>2</sup>	800	842
County of Monongalia, County Commission, Dev. Dist. No. 4, Improvement and Rev. Ref. Bonds (University Town Centre), Series 2023-A, 6.00% 6/1/2053 <sup>2</sup>	1,750	1,866
		<u>49,297</u>
<b>Wisconsin 2.95%</b>		
G.O. Bonds, Series 2016-A, 5.00% 5/1/2032 (preref. 5/1/2025)	2,000	2,065
Health and Educational Facs. Auth., Rev. Bonds (Benevolent Corp. Cedar Community), Series 2017, 5.00% 6/1/2024	1,165	1,166
Health and Educational Facs. Auth., Rev. Bonds (Benevolent Corp. Cedar Community), Series 2017, 5.00% 6/1/2025	1,225	1,225
Health and Educational Facs. Auth., Rev. Bonds (Benevolent Corp. Cedar Community), Series 2017, 5.00% 6/1/2026	1,285	1,282
Health and Educational Facs. Auth., Rev. Bonds (Benevolent Corp. Cedar Community), Series 2017, 5.00% 6/1/2027	1,350	1,338
Health and Educational Facs. Auth., Rev. Bonds (Benevolent Corp. Cedar Community), Series 2017, 5.00% 6/1/2029	1,485	1,451
Health and Educational Facs. Auth., Rev. Bonds (Benevolent Corp. Cedar Community), Series 2017, 5.00% 6/1/2031	1,640	1,570
Health and Educational Facs. Auth., Rev. Bonds (Benevolent Corp. Cedar Community), Series 2017, 5.00% 6/1/2037	1,220	1,112
Health and Educational Facs. Auth., Rev. Bonds (Clement Manor, Inc.), Series 2019, 5.00% 8/1/2049	3,750	2,582
Health and Educational Facs. Auth., Rev. Bonds (Hope Christian Schools Obligated Group), Series 2021, 3.00% 12/1/2031	810	683
Health and Educational Facs. Auth., Rev. Bonds (Hope Christian Schools Obligated Group), Series 2021, 4.00% 12/1/2041	780	600

# American High-Income Municipal Bond Fund (continued)

Bonds, notes & other debt instruments (continued)	Principal amount (000)	Value (000)
<b>Wisconsin (continued)</b>		
Health and Educational Facs. Auth., Rev. Bonds (Hope Christian Schools Obligated Group), Series 2021, 4.00% 12/1/2051	USD3,395	\$ 2,359
Health and Educational Facs. Auth., Rev. Bonds (Hope Christian Schools Obligated Group), Series 2021, 4.00% 12/1/2056	1,000	670
Health and Educational Facs. Auth., Rev. Bonds (Marshfield Clinic Health System, Inc.), Series 2016-B, 5.00% 2/15/2034	1,800	1,846
Health and Educational Facs. Auth., Rev. Bonds (Marshfield Clinic Health System, Inc.), Series 2016-B, 5.00% 2/15/2046	3,205	3,129
Health and Educational Facs. Auth., Rev. Bonds (Milwaukee Regional Medical Center Thermal Service, Inc.), Series 2018, 5.00% 4/1/2044	1,600	1,673
Housing and Econ. Dev. Auth., Home Ownership Rev. Bonds, Series 2021-A, 3.00% 3/1/2052	925	889
Housing and Econ. Dev. Auth., Housing Rev. Bonds, Series 2021-B, 0.40% 5/1/2045 (put 11/1/2023)	315	312
Public Fin. Auth., Air Cargo Rev. Bonds (AFCO Obligated Group), Series 2023, AMT, 5.50% 7/1/2037	1,200	1,275
Public Fin. Auth., Airport Facs. Rev. Ref. Bonds (Transportation Infrastructure Properties, LLC Obligated Group), Series 2012-B, AMT, 5.00% 7/1/2042	450	450
Public Fin. Auth., Charter School Rev. Bonds (American Preparatory Academy - Las Vegas 2 Project), Series 2019-A, 4.00% 7/15/2029 <sup>2</sup>	570	537
Public Fin. Auth., Charter School Rev. Bonds (American Preparatory Academy - Las Vegas 2 Project), Series 2019-A, 5.00% 7/15/2039 <sup>2</sup>	1,380	1,291
Public Fin. Auth., Charter School Rev. Bonds (American Preparatory Academy - Las Vegas 2 Project), Series 2019-A, 5.00% 7/15/2049 <sup>2</sup>	3,360	2,953
Public Fin. Auth., Charter School Rev. Bonds (American Preparatory Academy - Las Vegas 2 Project), Series 2019-A, 5.00% 7/15/2054 <sup>2</sup>	1,605	1,382
Public Fin. Auth., Charter School Rev. Bonds (American Preparatory Academy - Las Vegas Project), Series 2017-A, 5.125% 7/15/2037 <sup>2</sup>	1,000	964
Public Fin. Auth., Charter School Rev. Bonds (American Preparatory Academy - Las Vegas Project), Series 2017-A, 5.375% 7/15/2047 <sup>2</sup>	7,375	6,899
Public Fin. Auth., Charter School Rev. Bonds (American Preparatory Academy - Las Vegas Project), Series 2017-B, 5.375% 7/15/2052 <sup>2</sup>	2,000	1,837
Public Fin. Auth., Charter School Rev. Bonds (Ascend Leadership Academy Project), Series 2021-A, 5.00% 6/15/2041 <sup>2</sup>	890	749
Public Fin. Auth., Charter School Rev. Bonds (Ascend Leadership Academy Project), Series 2021-A, 5.00% 6/15/2051 <sup>2</sup>	2,000	1,571
Public Fin. Auth., Charter School Rev. Bonds (Ascend Leadership Academy Project), Series 2021-A, 5.00% 6/15/2056 <sup>2</sup>	1,390	1,067
Public Fin. Auth., Charter School Rev. Bonds (Coral Academy of Science Reno), Series 2021-A, 4.00% 6/1/2036 <sup>2</sup>	400	343
Public Fin. Auth., Charter School Rev. Bonds (Coral Academy of Science Reno), Series 2019-A, 5.00% 6/1/2039 <sup>2</sup>	710	657
Public Fin. Auth., Charter School Rev. Bonds (Coral Academy of Science Reno), Series 2019-A, 5.00% 6/1/2050 <sup>2</sup>	1,950	1,678
Public Fin. Auth., Charter School Rev. Bonds (Coral Academy of Science Reno), Series 2021-A, 4.00% 6/1/2051 <sup>2</sup>	1,000	713
Public Fin. Auth., Charter School Rev. Bonds (Coral Academy of Science Reno), Series 2022-A, 5.875% 6/1/2052 <sup>2</sup>	900	874
Public Fin. Auth., Charter School Rev. Bonds (Coral Academy of Science Reno), Series 2021-A, 4.00% 6/1/2061 <sup>2</sup>	1,250	842
Public Fin. Auth., Charter School Rev. Bonds (Coral Academy of Science Reno), Series 2022-A, 6.00% 6/1/2062 <sup>2</sup>	1,565	1,528
Public Fin. Auth., Education Rev. Bonds (Bonnie Cone Classical Academy), Series 2021-A, 4.00% 6/15/2040 <sup>2</sup>	1,525	1,177
Public Fin. Auth., Education Rev. Bonds (Bonnie Cone Classical Academy), Series 2021-A, 4.00% 6/15/2050 <sup>2</sup>	2,990	2,063
Public Fin. Auth., Education Rev. Bonds (Bonnie Cone Classical Academy), Series 2021-A, 4.00% 6/15/2056 <sup>2</sup>	2,445	1,612
Public Fin. Auth., Education Rev. Bonds (North Carolina Leadership Academy), Series 2019-A, 5.00% 6/15/2039 <sup>2</sup>	820	769
Public Fin. Auth., Education Rev. Bonds (North Carolina Leadership Academy), Series 2019-A, 5.00% 6/15/2049 <sup>2</sup>	520	461
Public Fin. Auth., Education Rev. Bonds (North Carolina Leadership Academy), Series 2019-A, 5.00% 6/15/2054 <sup>2</sup>	1,365	1,188
Public Fin. Auth., Education Rev. Bonds (Shining Rock Classical Academy), Series 2022-A, 6.00% 6/15/2052	1,000	928
Public Fin. Auth., Education Rev. Bonds (Signature Preparatory), Series 2021-A, 5.00% 6/15/2041 <sup>2</sup>	2,000	1,776
Public Fin. Auth., Education Rev. Bonds (Signature Preparatory), Series 2021-A, 5.00% 6/15/2051 <sup>2</sup>	1,750	1,471
Public Fin. Auth., Education Rev. Bonds (Signature Preparatory), Series 2021-A, 5.00% 6/15/2056 <sup>2</sup>	2,000	1,653
Public Fin. Auth., Educational Fac. Rev. Ref. Bonds (New Plan Learning, Inc. Project), Series 2021-A, 3.75% 7/1/2031	1,700	1,473
Public Fin. Auth., Educational Fac. Rev. Ref. Bonds (New Plan Learning, Inc. Project), Series 2021-A, 5.00% 7/1/2041	10,000	8,606
Public Fin. Auth., Educational Facs. Rev. Bonds (Charter Day School, Inc.), Series 2020-A, 5.00% 12/1/2035 <sup>2</sup>	4,000	3,707
Public Fin. Auth., Educational Facs. Rev. Bonds (Charter Day School, Inc.), Series 2020-A, 5.00% 12/1/2045 <sup>2</sup>	7,900	6,619
Public Fin. Auth., Educational Facs. Rev. Bonds (Queens University of Charlotte), Series 2022-A, 4.75% 3/1/2052	13,000	11,745
Public Fin. Auth., Exempt Facs. Rev. Ref. Bonds (Celanese Project), Series 2016-A, AMT, 5.00% 1/1/2024 <sup>2</sup>	2,105	2,113
Public Fin. Auth., Exempt Facs. Rev. Ref. Bonds (Celanese Project), Series 2016-A, AMT, 5.00% 12/1/2025 <sup>2</sup>	1,000	1,019
Public Fin. Auth., Exempt Facs. Rev. Ref. Bonds (National Gypsum Co.), Series 2016, AMT, 4.00% 8/1/2035	9,200	8,088

# American High-Income Municipal Bond Fund (continued)

Bonds, notes & other debt instruments (continued)	Principal amount (000)	Value (000)
<b>Wisconsin (continued)</b>		
Public Fin. Auth., Health Care Facs. Rev. Bonds (Appalachian Regional Healthcare System Obligated Group), Series 2021-A, 4.00% 7/1/2046	USD5,060	\$ 4,158
Public Fin. Auth., Health Care Facs. Rev. Bonds (Appalachian Regional Healthcare System Obligated Group), Series 2021-A, 4.00% 7/1/2051	11,075	8,756
Public Fin. Auth., Health Care Facs. Rev. Bonds (Appalachian Regional Healthcare System Obligated Group), Series 2021-A, 4.00% 7/1/2056	15,690	12,127
Public Fin. Auth., Hospital Rev. Bonds (Carson Valley Medical Center), Series 2021-A, 4.00% 12/1/2041	1,730	1,486
Public Fin. Auth., Hospital Rev. Bonds (Renown Regional Medical Center Project), Series 2020-A, Assured Guaranty Municipal insured, 3.00% 6/1/2045	7,900	5,976
Public Fin. Auth., Hotel Rev. Bonds (Grand Hyatt San Antonio Hotel Acquisition Project), Series 2022-B, 5.625% 2/1/2046 <sup>2</sup>	7,035	7,071
Public Fin. Auth., Hotel Rev. Bonds (Grand Hyatt San Antonio Hotel Acquisition Project), Series 2022-B, 5.75% 2/1/2052 <sup>2</sup>	6,730	6,758
Public Fin. Auth., Hotel Rev. Bonds (Grand Hyatt San Antonio Hotel Acquisition Project), Series 2022-B, 6.00% 2/1/2062 <sup>2</sup>	2,500	2,541
Public Fin. Auth., Limited Obligation PILOT Rev. Bonds (American Dream at Meadowlands Project), Series 2017, 7.00% 12/1/2050 <sup>2</sup>	100	91
Public Fin. Auth., Project Rev. Bonds (CFP3 - Eastern Michigan University Student Housing Project), Series 2022-A-1, BAM insured, 5.50% 7/1/2052	3,545	3,916
Public Fin. Auth., Project Rev. Bonds (CFP3 - Eastern Michigan University Student Housing Project), Series 2022-A-1, BAM insured, 5.625% 7/1/2055	2,620	2,916
Public Fin. Auth., Retirement Community Rev. Bonds (Evergreens Obligated Group), Series 2019-A, 5.00% 11/15/2044	3,800	3,568
Public Fin. Auth., Retirement Community Rev. Bonds (Evergreens Obligated Group), Series 2019-A, 5.00% 11/15/2049	1,500	1,379
Public Fin. Auth., Retirement Community Rev. Bonds (Lifespace Communities, Inc.), Series 2020-A, 4.00% 11/15/2037	1,340	1,184
Public Fin. Auth., Retirement Community Rev. Bonds (Lifespace Communities, Inc.), Series 2020-A, 5.00% 11/15/2041	2,000	1,932
Public Fin. Auth., Retirement Fac. Rev. Bonds (Penick Village), Series 2019, 4.00% 9/1/2029 <sup>2</sup>	1,015	912
Public Fin. Auth., Retirement Fac. Rev. Bonds (Penick Village), Series 2019, 5.00% 9/1/2039 <sup>2</sup>	775	656
Public Fin. Auth., Retirement Fac. Rev. Bonds (Penick Village), Series 2019, 5.00% 9/1/2049 <sup>2</sup>	2,655	2,025
Public Fin. Auth., Retirement Fac. Rev. Bonds (Penick Village), Series 2019, 5.00% 9/1/2054 <sup>2</sup>	2,725	2,027
Public Fin. Auth., Retirement Facs. First Mortgage Rev. and Rev. Ref. Bonds (The United Methodist Retirement Homes), Series 2021-A, 4.00% 10/1/2041	1,005	815
Public Fin. Auth., Retirement Facs. First Mortgage Rev. and Rev. Ref. Bonds (The United Methodist Retirement Homes), Series 2021-A, 4.00% 10/1/2046	1,000	764
Public Fin. Auth., Retirement Facs. First Mortgage Rev. and Rev. Ref. Bonds (The United Methodist Retirement Homes), Series 2021-A, 4.00% 10/1/2051	6,705	4,878
Public Fin. Auth., Retirement Facs. Rev. Bonds (Friends Homes), Series 2019, 4.00% 9/1/2029 <sup>2</sup>	1,750	1,636
Public Fin. Auth., Retirement Facs. Rev. Bonds (Friends Homes), Series 2019, 5.00% 9/1/2039 <sup>2</sup>	2,230	2,071
Public Fin. Auth., Retirement Facs. Rev. Bonds (Friends Homes), Series 2019, 5.00% 9/1/2049 <sup>2</sup>	6,000	5,192
Public Fin. Auth., Retirement Facs. Rev. Bonds (Friends Homes), Series 2019, 5.00% 9/1/2054 <sup>2</sup>	2,320	1,972
Public Fin. Auth., Retirement Facs. Rev. Bonds (Givens Estates), Series 2021, 4.00% 12/1/2051	3,515	2,966
Public Fin. Auth., Retirement Facs. Rev. Bonds (Givens Estates), Series 2021, 4.00% 12/1/2056	11,155	9,212
Public Fin. Auth., Rev. Bonds (Bayhealth Medical Center Project), Series 2021-A, 3.00% 7/1/2050	5,000	3,580
Public Fin. Auth., Rev. Bonds (Bayhealth Medical Center Project), Series 2021-A, BAM insured, 3.00% 7/1/2050	4,000	2,912
Public Fin. Auth., Rev. Bonds (Ocean Academy Charter School), Series 2021, 4.00% 10/15/2031 <sup>2</sup>	280	250
Public Fin. Auth., Rev. Bonds (Ocean Academy Charter School), Series 2021, 5.00% 10/15/2041 <sup>2</sup>	580	517
Public Fin. Auth., Rev. Bonds (Ocean Academy Charter School), Series 2021, 5.00% 10/15/2051 <sup>2</sup>	1,130	958
Public Fin. Auth., Rev. Bonds (Ocean Academy Charter School), Series 2021, 5.00% 10/15/2056 <sup>2</sup>	1,630	1,350
Public Fin. Auth., Rev. Bonds (Roseman University of Health Sciences Project), Series 2020, 3.00% 4/1/2025 <sup>2</sup>	250	242
Public Fin. Auth., Rev. Bonds (Roseman University of Health Sciences Project), Series 2020, 5.00% 4/1/2030 <sup>2</sup>	500	513
Public Fin. Auth., Rev. Bonds (Roseman University of Health Sciences Project), Series 2020, 5.00% 4/1/2040 <sup>2</sup>	5,390	5,276
Public Fin. Auth., Rev. Bonds (Roseman University of Health Sciences Project), Series 2020, 5.00% 4/1/2040 (preref. 4/1/2030) <sup>2</sup>	290	328
Public Fin. Auth., Rev. Bonds (Roseman University of Health Sciences Project), Series 2015, 5.875% 4/1/2045	6,250	6,318
Public Fin. Auth., Rev. Bonds (Roseman University of Health Sciences Project), Series 2020, 5.00% 4/1/2050 <sup>2</sup>	1,900	1,770
Public Fin. Auth., Rev. Bonds (Roseman University of Health Sciences Project), Series 2020, 5.00% 4/1/2050 (preref. 4/1/2030) <sup>2</sup>	100	113
Public Fin. Auth., Rev. Bonds (The Obligated Group of National Senior Communities, Inc.), Series 2022, 4.00% 1/1/2052	1,020	840
Public Fin. Auth., Rev. Bonds (WFCS Portfolio Projects), Series 2020-A-1, 5.00% 1/1/2055 <sup>2</sup>	8,475	6,641

# American High-Income Municipal Bond Fund (continued)

Bonds, notes & other debt instruments (continued)	Principal amount (000)	Value (000)
<b>Wisconsin (continued)</b>		
Public Fin. Auth., Rev. Bonds (WFCS Portfolio Projects), Series 2021-A-1, 5.00% 1/1/2056 <sup>2</sup>	USD7,770	\$ 6,071
Public Fin. Auth., Rev. Bonds (WFCS Portfolio Projects), Capital Appreciation Bonds, Series 2021-B, 0% 1/1/2061 <sup>2</sup>	22,550	1,169
Public Fin. Auth., Rev. Bonds (Wilson Preparatory Academy), Series 2019-A, 4.125% 6/15/2029 <sup>2</sup>	405	384
Public Fin. Auth., Rev. Bonds (Wilson Preparatory Academy), Series 2019-A, 5.00% 6/15/2039 <sup>2</sup>	500	478
Public Fin. Auth., Rev. Bonds (Wilson Preparatory Academy), Series 2019-A, 5.00% 6/15/2049 <sup>2</sup>	1,100	988
Public Fin. Auth., Rev. Green Bonds (Fargo-Moorhead Metropolitan Area Flood Risk Management Project), Series 2021, AMT, 4.00% 9/30/2051	1,350	1,115
Public Fin. Auth., Rev. Green Bonds (Fargo-Moorhead Metropolitan Area Flood Risk Management Project), Series 2021, AMT, 4.00% 3/31/2056	10,960	8,844
Public Fin. Auth., Rev. Ref. Bonds (Roseman University of Health Sciences Project), Series 2022, 4.00% 4/1/2042 <sup>2</sup>	2,900	2,432
Public Fin. Auth., Rev. Ref. Bonds (Roseman University of Health Sciences Project), Series 2022, 4.00% 4/1/2042 (preref. 4/1/2032) <sup>2</sup>	100	110
Public Fin. Auth., Senior Rev. Bonds (Proton International Arkansas, LLC), Series 2021-A, 6.85% 1/1/2051 <sup>2</sup>	5,000	3,753
Public Fin. Auth., Senior Living Rev. and Rev. Ref. Bonds (Fellowship Senior Living Project), Series 2019-A, 5.00% 1/1/2046	11,250	10,461
Public Fin. Auth., Senior Living Rev. Bonds (Rose Villa Project), Series 2014-A, 5.50% 11/15/2034 (preref. 11/15/2024) <sup>2</sup>	1,000	1,021
Public Fin. Auth., Senior Living Rev. Bonds (Rose Villa Project), Series 2014-A, 5.75% 11/15/2044 (preref. 11/15/2024) <sup>2</sup>	1,000	1,025
Public Fin. Auth., Senior Living Rev. Ref. Bonds (Fellowship Senior Living Project), Series 2019-A, 5.00% 1/1/2035	9,435	9,290
Public Fin. Auth., Senior Living Rev. Ref. Bonds (Fellowship Senior Living Project), Series 2019-A, 4.00% 1/1/2046	1,000	792
Public Fin. Auth., Senior Living Rev. Ref. Bonds (Fellowship Senior Living Project), Series 2019-A, 4.00% 1/1/2052	2,000	1,520
Public Fin. Auth., Social Rev. Bonds (The Carmelite System, Inc. Obligated Group), Series 2020, 5.00% 1/1/2040	1,775	1,730
Public Fin. Auth., Social Rev. Bonds (The Carmelite System, Inc. Obligated Group), Series 2020, 5.00% 1/1/2045	2,565	2,442
Public Fin. Auth., Student Housing Rev. Bonds (Beyond Boone, LLC - Appalachian State University Project), Series 2020-A, Assured Guaranty Municipal insured, 4.00% 7/1/2059	2,400	2,133
Public Fin. Auth., Student Housing Rev. Bonds (CHF-Cullowhee, LLC - Western Carolina University Project), Series 2015-A, 5.00% 7/1/2030	3,255	3,260
Public Fin. Auth., Student Housing Rev. Bonds (CHF-Cullowhee, LLC - Western Carolina University Project), Series 2015, 5.00% 7/1/2035	1,000	987
Public Fin. Auth., Student Housing Rev. Bonds (CHF-Cullowhee, LLC - Western Carolina University Project), Series 2015, 5.25% 7/1/2047	2,000	1,908
Public Fin. Auth., Student Housing Rev. Bonds (NC A&T Real Estate Foundation, LLC Project), Series 2019-A, 5.00% 6/1/2034	3,835	3,934
Public Fin. Auth., Student Housing Rev. Bonds (NC A&T Real Estate Foundation, LLC Project), Series 2019-A, 5.00% 6/1/2039	2,045	2,047
Public Fin. Auth., Student Housing Rev. Bonds (NC A&T Real Estate Foundation, LLC Project), Series 2019-B, 5.00% 6/1/2039	1,595	1,596
Public Fin. Auth., Student Housing Rev. Bonds (NC A&T Real Estate Foundation, LLC Project), Series 2019-A, 5.00% 6/1/2044	1,350	1,316
Public Fin. Auth., Student Housing Rev. Bonds (NC A&T Real Estate Foundation, LLC Project), Series 2019-A, 5.00% 6/1/2049	3,625	3,453
Public Fin. Auth., Student Housing Rev. Green Bonds (University of Hawaii Foundation Project), Series 2021-A-1, 4.00% 7/1/2041 <sup>2</sup>	675	569
Public Fin. Auth., Student Housing Rev. Green Bonds (University of Hawaii Foundation Project), Series 2021-A-1, 4.00% 7/1/2051 <sup>2</sup>	5,630	4,339
Public Fin. Auth., Student Housing Rev. Green Bonds (University of Hawaii Foundation Project), Series 2021-A-1, 4.00% 7/1/2061 <sup>2</sup>	5,720	4,189
Public Fin. Auth., Student Housing Rev. Green Bonds (University of Hawaii Foundation Project), Series 2021-B, 5.25% 7/1/2061 <sup>2</sup>	1,000	797
		324,776
<b>Total bonds, notes &amp; other debt instruments (cost: \$10,547,063,000)</b>		<b>9,741,222</b>

# American High-Income Municipal Bond Fund (continued)

## Short-term securities 10.53%

	Principal amount (000)	Value (000)
<b>Municipals 10.08%</b>		
Freddie Mac, Multi Family Mortgage Certs., Series 2019-M-055, 4.19% 12/15/2028 <sup>2,4</sup>	USD7,900	\$ 7,900
State of Alaska, City of Valdez, Marine Terminal Rev. Ref. Bonds (ExxonMobil Project), Series 2001, 4.50% 12/1/2029 <sup>4</sup>	32,325	32,325
State of Arizona, Industrial Dev. Auth., Hospital Rev. Ref. Bonds (Phoenix Children's Hospital), Series 2019-B, 4.50% 2/1/2048 <sup>4</sup>	5,085	5,085
State of Arizona, City of Phoenix, Industrial Dev. Auth., Health Care Facs. Rev. Bonds (Mayo Clinic), Series 2014-A, 4.46% 11/15/2052 <sup>4</sup>	15,925	15,925
State of Arizona, City of Phoenix, Industrial Dev. Auth., Solid Waste Disposal Rev. Ref. Bonds (Republic Services, Inc. Project), Series 2013, AMT, 3.50% 12/1/2035 (put 8/1/2023) <sup>12</sup>	5,000	5,000
State of California, City of Los Angeles, Tax and Rev. Anticipation Notes, Series 2023, 5.00% 6/27/2024	40,000	40,652
State of California, County of Los Angeles, Tax and Rev. Anticipation Notes, Series 2023, 5.00% 6/28/2024	10,000	10,163
State of California, Pollution Control Fncg. Auth., Solid Waste Disposal Rev. Bonds (Republic Services, Inc. Project), Series 2017-A-2, AMT, 4.10% 11/1/2042 (put 10/16/2023) <sup>2,12</sup>	5,310	5,308
State of California, Pollution Control Fncg. Auth., Solid Waste Disposal Rev. Ref. Bonds (Republic Services, Inc. Project), Series 2023, AMT, 4.25% 7/1/2043 (put 2/15/2024) <sup>2,12</sup>	2,025	2,025
State of California, County of Riverside, Tax and Rev. Anticipation Notes, Series 2023, 5.00% 6/28/2024	10,000	10,160
State of Colorado, Education Loan Program, Tax and Rev. Anticipation Notes, Series 2023-A, 5.00% 6/28/2024	10,500	10,647
State of Connecticut, Health and Educational Facs. Auth., Rev. Bonds (Yale University Issue), Series 2017-A, 3.05% 7/1/2042 <sup>4</sup>	10,000	10,000
State of Florida, County of Alachua, Health Facs. Auth., Rev. IAM Commercial Paper, Series 2023-A, 3.35% 9/12/2023	8,750	8,746
State of Florida, City of Gainesville, Utilities System Rev. Bonds, Series 2019-C, 4.53% 10/1/2047 <sup>4</sup>	11,100	11,100
State of Idaho, Health Facs. Auth., Hospital Rev. Bonds (CHE Trinity Health Credit Group), Series 2013-ID, 3.50% 12/1/2048 (put 11/1/2023) <sup>12</sup>	10,205	10,205
State of Illinois, Fin. Auth., Demand Rev. Bonds (University of Chicago Medical Center), Series 2011-A, 4.53% 8/1/2044 <sup>4</sup>	2,415	2,415
State of Illinois, Fin. Auth., Demand Rev. Bonds (University of Chicago Medical Center), Series 2010-A, 4.57% 8/1/2044 <sup>4</sup>	19,710	19,710
State of Illinois, Joliet Regional Port Dist., Marine Terminal Rev. Ref. Bonds (Exxon Project), Series 1989, 4.50% 10/1/2024 <sup>4</sup>	3,500	3,500
State of Indiana, Fin. Auth., Environmental Rev. Ref. Bonds (Duke Energy Indiana, Inc. Project), Series 2009-A-3, 4.08% 12/1/2039 <sup>4</sup>	17,065	17,065
State of Indiana, Fin. Auth., Rev. Bonds (Ascension Health Senior Credit Group), Series 2008-E-8, 4.06% 11/15/2033 <sup>4</sup>	7,600	7,600
State of Louisiana, Parish of East Baton Rouge, Industrial Dev. Board, Gulf Opportunity Zone Rev. Bonds (ExxonMobil Project), Series 2010-B, 4.50% 12/1/2040 <sup>4</sup>	14,200	14,200
State of Louisiana, Parish of East Baton Rouge, Industrial Dev. Board, Gulf Opportunity Zone Rev. Bonds (ExxonMobil Project), Series 2011, 4.50% 12/1/2051 <sup>4</sup>	5,720	5,720
State of Louisiana, Public Facs. Auth., Rev. Bonds (Air Products and Chemicals Project), Series 2008-A, 4.45% 8/1/2043 <sup>4</sup>	18,700	18,700
State of Louisiana, Public Facs. Auth., Rev. Bonds (Air Products and Chemicals Project), Series 2008-B, 3.45% 12/1/2043 <sup>4</sup>	5,000	5,000
State of Louisiana, Public Facs. Auth., Rev. Bonds (Air Products and Chemicals Project), Series 2008-C, 4.60% 12/1/2043 <sup>4</sup>	3,725	3,725
State of Louisiana, Public Facs. Auth., Rev. Bonds (Air Products and Chemicals Project), Series 2010, 3.45% 8/1/2050 <sup>4</sup>	17,500	17,500
State of Massachusetts, Massachusetts Bay Transportation Auth., General Transportation System Bonds, Series 2000-A, 4.02% 3/1/2030 <sup>4</sup>	4,500	4,500
State of Michigan, Fin. Auth., State Aid Rev. Notes, Series 2022-A, 5.00% 8/21/2023	5,000	5,004
State of Michigan, Fin. Auth., State Aid Rev. Notes, Series 2023-A, 5.00% 8/20/2024	15,000	15,218
State of Michigan, Hospital Fin. Auth., Hospital Rev. Ref. Bonds (Ascension Health Senior Credit Group), Series 2016-E-2, 4.06% 11/15/2047 <sup>4</sup>	9,500	9,500
State of Michigan, Strategic Fund, Demand Limited Obligation Rev. Bonds (Air Products and Chemicals, Inc. Project), Series 2007, 4.45% 12/1/2042 <sup>4</sup>	17,040	17,040
State of Michigan, Regents of the University of Michigan, General Rev. Bonds, Series 2008-A, 4.43% 4/1/2038 <sup>4</sup>	22,870	22,870
State of Michigan, Regents of the University of Michigan, General Rev. IAM Commercial Paper, Series 2023-B, 3.60% 8/16/2023	16,000	16,000
State of Minnesota, City of Rochester, Health Care Facs. Rev. Bonds (Mayo Clinic), Series 2011-B, 4.00% 11/15/2038 <sup>4</sup>	8,700	8,700
State of Mississippi, Business Fin. Corp., Gulf Opportunity Zone Industrial Dev. Rev. Bonds (Chevron U.S.A., Inc. Project), Series 2010-E, 3.89% 12/1/2030 <sup>4</sup>	6,500	6,500
State of Mississippi, Business Fin. Corp., Gulf Opportunity Zone Industrial Dev. Rev. Bonds (Chevron U.S.A., Inc. Project), Series 2007-A, 4.50% 12/1/2030 <sup>4</sup>	1,800	1,800



# American High-Income Municipal Bond Fund (continued)

## Short-term securities (continued)

	Principal amount (000)	Value (000)
<b>Municipals (continued)</b>		
State of Mississippi, Business Fin. Corp., Gulf Opportunity Zone Industrial Dev. Rev. Bonds (Chevron U.S.A., Inc. Project), Series 2007-D, 4.50% 12/1/2030 <sup>4</sup>	USD18,000	\$18,000
State of Mississippi, Business Fin. Corp., Gulf Opportunity Zone Industrial Dev. Rev. Bonds (Chevron U.S.A., Inc. Project), Series 2009-D, 4.50% 12/1/2030 <sup>4</sup>	10,000	10,000
State of Mississippi, Business Fin. Corp., Gulf Opportunity Zone Industrial Dev. Rev. Bonds (Chevron U.S.A., Inc. Project), Series 2010-K, 4.48% 11/1/2035 <sup>4</sup>	4,330	4,330
State of Mississippi, Business Fin. Corp., Gulf Opportunity Zone Industrial Dev. Rev. Bonds (Chevron U.S.A., Inc. Project), Series 2010-J, 4.50% 11/1/2035 <sup>4</sup>	46,660	46,660
State of Mississippi, Business Fin. Corp., Gulf Opportunity Zone Industrial Dev. Rev. Bonds (Chevron U.S.A., Inc. Project), Series 2011-F, 4.50% 11/1/2035 <sup>4</sup>	10,275	10,275
State of Mississippi, Business Fin. Corp., Port Fac. Rev. Ref. Bonds (Chevron U.S.A., Inc. Project), Series 2023, 4.50% 6/1/2043 <sup>4</sup>	13,300	13,300
State of Missouri, Health and Educational Facs. Auth., Demand Educational Facs. Rev. Bonds (Washington University), Series 2003-B, 4.45% 2/15/2033 <sup>4</sup>	1,600	1,600
State of Missouri, Health and Educational Facs. Auth., Demand Educational Facs. Rev. Bonds (Washington University), Series 2000-B, 4.55% 3/1/2040 <sup>4</sup>	8,200	8,200
State of New Hampshire, Health and Education Facs. Auth., Rev. Ref. Bonds (Dartmouth College Issue), Series 2007-B, 4.45% 6/1/2041 <sup>4</sup>	14,105	14,105
State of New Hampshire, National Fin. Auth., Solid Waste Disposal Rev. Ref. Bonds (Waste Management, Inc. Project), Series 2020-A-3, AMT, 4.00% 4/1/2024 (put 9/1/2023) <sup>12</sup>	4,000	4,000
State of New York, Dormitory Auth., Rev. Bonds (Cornell University), Series 2019-B, 4.40% 7/1/2039 <sup>4</sup>	4,825	4,825
State of New York, New York City G.O. Bonds, Series 2005-E-3, 3.83% 8/1/2034 <sup>4</sup>	7,870	7,870
State of New York, New York City G.O. Bonds, Series 2006-E-4, 3.83% 8/1/2034 <sup>4</sup>	9,055	9,055
State of New York, New York City G.O. Bonds, Series 2006-E-2, 4.50% 8/1/2034 <sup>4</sup>	3,005	3,005
State of New York, New York City G.O. Bonds, Series 2008-L-3, 4.50% 4/1/2036 <sup>4</sup>	5,000	5,000
State of New York, New York City G.O. Bonds, Series 2013-F-3, 4.50% 3/1/2042 <sup>4</sup>	23,600	23,600
State of New York, New York City G.O. Bonds, Series 2021-2, 4.18% 4/1/2042 <sup>4</sup>	2,165	2,165
State of New York, New York City G.O. Bonds, Series 2021-3, 4.18% 4/1/2042 <sup>4</sup>	7,645	7,645
State of New York, New York City G.O. Bonds, Series 2012-G-6, 4.52% 4/1/2042 <sup>4</sup>	2,265	2,265
State of New York, New York City Municipal Water Fin. Auth., Water and Sewer System Rev. Bonds, Series 2000-C, 4.03% 6/15/2033 <sup>4</sup>	19,500	19,500
State of New York, New York City Municipal Water Fin. Auth., Water and Sewer System Second General Resolution Rev. Bonds, Series 2008-BB-2, 4.50% 6/15/2035 <sup>4</sup>	13,725	13,725
State of New York, New York City Municipal Water Fin. Auth., Water and Sewer System Second General Resolution Rev. Bonds, Series 2007-CC-1, 3.76% 6/15/2038 <sup>4</sup>	15,895	15,895
State of New York, New York City Municipal Water Fin. Auth., Water and Sewer System Second General Resolution Rev. Bonds, Series 2016-AA-1, 4.50% 6/15/2048 <sup>4</sup>	6,000	6,000
State of New York, New York City Municipal Water Fin. Auth., Water and Sewer System Second General Resolution Rev. Bonds, Series 2015-BB-1, 4.50% 6/15/2049 <sup>4</sup>	10,150	10,150
State of New York, New York City Municipal Water Fin. Auth., Water and Sewer System Second General Resolution Rev. Bonds, Series 2014-AA-2, 4.65% 6/15/2050 <sup>4</sup>	7,220	7,220
State of New York, New York City Municipal Water Fin. Auth., Water and Sewer System Second General Resolution Rev. Bonds, Series 2023-CC, 4.48% 6/15/2053 <sup>4</sup>	28,200	28,200
State of New York, New York City Transitional Fin. Auth., Future Tax Secured Bonds, Series 2016-A-4, 4.50% 8/1/2041 <sup>4</sup>	31,600	31,600
State of New York, New York City Transitional Fin. Auth., Future Tax Secured Bonds, Series 2019-B-4, 4.65% 8/1/2042 <sup>4</sup>	28,100	28,100
State of New York, New York City Transitional Fin. Auth., Future Tax Secured Bonds, Series 2015-E-4, 4.50% 2/1/2045 <sup>4</sup>	8,300	8,300
State of New York, New York City Transitional Fin. Auth., Future Tax Secured Bonds, Series 2015-E-3, 4.55% 2/1/2045 <sup>4</sup>	12,175	12,175
State of New York, New York City Transitional Fin. Auth., Future Tax Secured Bonds, Series 2016-E-4, 4.55% 2/1/2045 <sup>4</sup>	4,715	4,715
State of New York, Triborough Bridge and Tunnel Auth., General Rev. Ref. Bonds, Series 2005-B-3, 4.50% 1/1/2035 <sup>4</sup>	44,500	44,500
State of North Carolina, Capital Facs. Fin. Agcy., Rev. Bonds (North Carolina Aquarium Society), Series 2004, 3.86% 6/1/2026 <sup>4</sup>	3,310	3,310
State of Ohio, County of Franklin, Rev. Bonds (CHE Trinity Health Credit Group), Series 2013, 3.25% 12/1/2046 (put 11/1/2023) <sup>12</sup>	20,630	20,629
State of Ohio, Higher Educational Facs. Commission, Rev. IAM Commercial Paper, Series 2023-B-5, 3.40% 9/19/2023	20,000	19,993
State of Ohio, Hospital Rev. Bonds (Cleveland Clinic Health System Obligated Group), Series 2013-B-3, 4.45% 1/1/2039 <sup>4</sup>	13,000	13,000

# American High-Income Municipal Bond Fund (continued)

## Short-term securities (continued)

	Principal amount (000)	Value (000)
<b>Municipals (continued)</b>		
State of Pennsylvania, Econ. Dev. Fncg. Auth., Solid Waste Disposal Rev. Bonds (Republic Services, Inc. Project), Series 2019-B-1, AMT, 4.10% 4/1/2049 (put 10/16/2023) <sup>12</sup>	USD6,485	\$ 6,483
State of South Carolina, Jobs-Econ. Dev. Auth., Hospital Rev. Bonds (Prisma Health Obligated Group), Series 2018-B, 4.53% 5/1/2048 <sup>4</sup>	26,700	26,700
State of Tennessee, County of Montgomery, Public Building Auth., Pooled Fncg. Rev. Bonds (Tennessee County Loan Pool), Series 2004, Bank of America LOC, 4.58% 7/1/2034 <sup>4</sup>	440	440
State of Texas, Gulf Coast Industrial Dev. Auth., Rev. Bonds (ExxonMobil Project), Series 2012, 4.55% 11/1/2041 <sup>4</sup>	7,700	7,700
State of Texas, Gulf Coast Waste Disposal Auth., Pollution Control Rev. Ref. Bonds (Exxon Project), Series 1989, 4.50% 10/1/2024 <sup>4</sup>	7,020	7,020
State of Texas, Harris County Cultural Education Facs. Fin. Corp., Rev. IAM Commercial Paper, Series 2023-C-1, 4.40% 8/1/2023	4,000	4,000
State of Texas, Harris County Health Facs. Dev. Corp., Rev. Ref. Bonds (Christus Health), Series 2005-A-4, Assured Guaranty Municipal insured, 4.68% 7/1/2031 <sup>4</sup>	950	950
State of Texas, Harris County Industrial Dev. Corp., Pollution Control Rev. Bonds (Exxon Project), Series 1984-A, 4.50% 3/1/2024 <sup>4</sup>	9,700	9,700
State of Texas, City of Houston, Combined Utility System Rev. Ref. Bonds, Series 2012-A, 4.01% 5/15/2034 <sup>4</sup>	4,500	4,500
State of Texas, City of Houston, Combined Utility System Rev. Ref. Bonds, Series 2012-B, 4.01% 5/15/2034 <sup>4</sup>	17,500	17,500
State of Texas, Lower Neches Valley Auth. Industrial Dev. Corp., Rev. Bonds (ExxonMobil Project), Series 2011, 4.55% 11/1/2051 <sup>4</sup>	2,150	2,150
State of Texas, Port Arthur Navigation Dist. Industrial Dev. Corp., Rev. Bonds (Air Products Project), Series 2005, 4.45% 5/1/2040 <sup>4</sup>	25,000	25,000
State of Texas, Board of Regents of the University of Texas System, Permanent University Fund Bonds, Series 2008-A, 3.95% 7/1/2037 <sup>4</sup>	29,400	29,400
State of Texas, Board of Regents of the University of Texas System, Rev. Ref. Bonds, Series 2007-B, 3.80% 8/1/2033 <sup>4</sup>	36,530	36,530
State of Texas, Veterans Bonds, Series 2019, 3.50% 6/1/2050 <sup>4</sup>	7,790	7,790
State of Utah, County of Utah, Hospital Rev. Bonds (IHC Health Services, Inc.), Series 2016-C, 4.05% 5/15/2051 <sup>4</sup>	7,500	7,500
State of Virginia, College Building Auth., Educational Facs. Rev. Bonds (University of Richmond Project), Series 2006, 4.45% 11/1/2036 <sup>4</sup>	7,200	7,200
State of Virginia, Industrial Dev. Auth. of Loudoun County, Virginia, Multi-Modal Rev. Bonds (Howard Hughes Medical Institute Issue), Series 2003-E, 4.02% 2/15/2038 <sup>4</sup>	11,000	11,000
State of Wisconsin, Health and Educational Facs. Auth., Rev. Bonds (Marshfield Clinic Health System, Inc.), Series 2020-C, 5.27% 2/15/2053 <sup>4</sup>	1,600	1,600
State of Wyoming, County of Sublette, Pollution Control Rev. Ref. Bonds (ExxonMobil Project), Series 2014, 4.50% 10/1/2044 <sup>4</sup>	4,425	4,425
		<u>1,108,008</u>
	Weighted average yield at acquisition	
<b>U.S. Treasury bills 0.45%</b>		
U.S. Treasury 8/8/2023	4.973%	50,000
		<u>49,949</u>
<b>Total short-term securities</b> (cost: \$1,157,960,000)		<u>1,157,957</u>
<b>Total investment securities 99.16%</b> (cost: \$11,705,023,000)		10,899,179
<b>Other assets less liabilities 0.84%</b>		<u>92,088</u>
<b>Net assets 100.00%</b>		<u><u>\$10,991,267</u></u>

# American High-Income Municipal Bond Fund (continued)

## Futures contracts

Contracts	Type	Number of contracts	Expiration date	Notional amount (000)	Value and unrealized (depreciation) appreciation at 7/31/2023 (000)
2 Year U.S. Treasury Note Futures	Long	4,106	9/29/2023	USD833,646	\$(7,395)
5 Year U.S. Treasury Note Futures	Long	4,759	9/29/2023	508,358	(1,532)
10 Year Ultra U.S. Treasury Note Futures	Short	900	9/20/2023	(105,286)	1,476
30 Year Ultra U.S. Treasury Bond Futures	Short	79	9/20/2023	(10,445)	181
					<u>\$(7,270)</u>

## Restricted securities<sup>10</sup>

	Acquisition date(s)	Cost (000)	Value (000)	Percent of net assets
County of Sarpy, Sanitary and Improvement Dist. No. 354 (Sunset Meadows), Construction Fund Warrants, Series 2022, 6.00% PIK or 6.00% Cash 10/24/2027 <sup>7,8,9</sup>	11/21/2022	\$ 2,296	\$ 2,296	.02%
County of Sarpy, Sanitary and Improvement Dist. No. 354 (Sunset Meadows), Construction Fund Warrants, Series 2022, 6.00% PIK or 6.00% Cash 7/18/2027 <sup>7,8,9</sup>	9/7/2022	2,133	2,133	.02
County of Sarpy, Sanitary and Improvement Dist. No. 354 (Sunset Meadows), Construction Fund Warrants, Series 2022, 6.00% PIK or 6.00% Cash 11/21/2027 <sup>8,9</sup>	12/27/2022	785	785	.01
County of Sarpy, Sanitary and Improvement Dist. No. 354 (Sunset Meadows), Construction Fund Warrants, Series 2022, 6.00% PIK or 6.00% Cash 8/18/2027 <sup>7,8,9</sup>	11/7/2022	727	727	.01
County of Sarpy, Sanitary and Improvement Dist. No. 354 (Sunset Meadows), Construction Fund Warrants, Series 2022, 6.00% PIK or 6.00% Cash 12/29/2026 <sup>7,8,9</sup>	3/28/2022	609	609	.01
County of Sarpy, Sanitary and Improvement Dist. No. 354 (Sunset Meadows), Construction Fund Warrants, Series 2022, 6.00% PIK or 6.00% Cash 6/27/2027 <sup>7,8,9</sup>	8/1/2022	594	594	.01
County of Sarpy, Sanitary and Improvement Dist. No. 354 (Sunset Meadows), Construction Fund Warrants, Series 2022, 6.00% PIK or 6.00% Cash 5/8/2028 <sup>8,9</sup>	5/25/2023	439	439	.01
County of Sarpy, Sanitary and Improvement Dist. No. 354 (Sunset Meadows), Construction Fund Warrants, Series 2022, 6.00% PIK or 6.00% Cash 6/6/2027 <sup>7,8,9</sup>	8/1/2022	347	347	.00 <sup>13</sup>
County of Sarpy, Sanitary and Improvement Dist. No. 354 (Sunset Meadows), Construction Fund Warrants, Series 2022, 6.00% PIK or 6.00% Cash 1/26/2027 <sup>7,8,9</sup>	3/28/2022	106	106	.00 <sup>13</sup>
County of Sarpy, Sanitary and Improvement Dist. No. 354 (Sunset Meadows), Construction Fund Warrants, Series 2022, 6.00% PIK or 6.00% Cash 12/6/2026 <sup>7,8,9</sup>	3/28/2022	53	53	.00 <sup>13</sup>
County of Sarpy, Sanitary and Improvement Dist. No. 354 (Sunset Meadows), Construction Fund Warrants, Series 2022, 6.00% PIK or 6.00% Cash 4/10/2028 <sup>8,9</sup>	5/25/2023	46	46	.00 <sup>13</sup>
County of Sarpy, Sanitary and Improvement Dist. No. 354 (Sunset Meadows), Construction Fund Warrants, Series 2022, 6.00% PIK or 6.00% Cash 1/30/2028 <sup>8,9</sup>	5/25/2023	31	31	.00 <sup>13</sup>

# American High-Income Municipal Bond Fund (continued)

## Restricted securities<sup>10</sup> (continued)

	Acquisition date(s)	Cost (000)	Value (000)	Percent of net assets
County of Sarpy, Sanitary and Improvement Dist. No. 354 (Sunset Meadows), Construction Fund Warrants, Series 2022, 6.00% PIK or 6.00% Cash 9/6/2027 <sup>7,8,9</sup>	11/7/2022	\$ 13	\$ 13	.00% <sup>13</sup>
County of Sarpy, Sanitary and Improvement Dist. No. 340 (Ashbury Hills), Construction Fund Warrants, Series 2020, 7.00% PIK or 7.00% Cash 9/7/2026 <sup>7,8,9</sup>	10/1/2021-12/29/2021	909	909	.01
County of Sarpy, Sanitary and Improvement Dist. No. 340 (Ashbury Hills), Construction Fund Warrants, Series 2020, 7.00% PIK 12/17/2025 <sup>7,8,9</sup>	1/28/2021	876	876	.01
County of Sarpy, Sanitary and Improvement Dist. No. 340 (Ashbury Hills), Construction Fund Warrants, Series 2020, 7.00% PIK or 7.00% Cash 4/12/2027 <sup>7,8,9</sup>	5/25/2022	611	611	.01
County of Sarpy, Sanitary and Improvement Dist. No. 340 (Ashbury Hills), Construction Fund Warrants, Series 2020, 7.00% PIK or 7.00% Cash 6/16/2027 <sup>7,8,9</sup>	7/19/2022	462	462	.01
County of Sarpy, Sanitary and Improvement Dist. No. 340 (Ashbury Hills), Construction Fund Warrants, Series 2020, 7.00% PIK 3/18/2026 <sup>7,8,9</sup>	6/30/2021	420	420	.00 <sup>13</sup>
County of Sarpy, Sanitary and Improvement Dist. No. 340 (Ashbury Hills), Construction Fund Warrants, Series 2020, 7.00% PIK 1/21/2026 <sup>7,8,9</sup>	6/30/2021	401	401	.00 <sup>13</sup>
County of Sarpy, Sanitary and Improvement Dist. No. 340 (Ashbury Hills), Construction Fund Warrants, Series 2020, 7.00% PIK 11/19/2025 <sup>7,8,9</sup>	1/28/2021	370	370	.00 <sup>13</sup>
County of Sarpy, Sanitary and Improvement Dist. No. 340 (Ashbury Hills), Construction Fund Warrants, Series 2020, 7.00% PIK or 7.00% Cash 1/18/2027 <sup>7,8,9</sup>	5/5/2022	363	363	.00 <sup>13</sup>
County of Sarpy, Sanitary and Improvement Dist. No. 340 (Ashbury Hills), Construction Fund Warrants, Series 2020, 7.00% PIK or 7.00% Cash 3/16/2028 <sup>8,9</sup>	5/2/2023	355	355	.00 <sup>13</sup>
County of Sarpy, Sanitary and Improvement Dist. No. 340 (Ashbury Hills), Construction Fund Warrants, Series 2020, 7.00% PIK or 7.00% Cash 10/20/2027 <sup>8,9</sup>	12/9/2022	321	321	.00 <sup>13</sup>
County of Sarpy, Sanitary and Improvement Dist. No. 340 (Ashbury Hills), Construction Fund Warrants, Series 2020, 7.00% PIK 6/22/2026 <sup>7,8,9</sup>	12/29/2021	270	270	.00 <sup>13</sup>
County of Sarpy, Sanitary and Improvement Dist. No. 340 (Ashbury Hills), Construction Fund Warrants, Series 2020, 7.00% PIK or 7.00% Cash 9/15/2027 <sup>8,9</sup>	12/9/2022	259	259	.00 <sup>13</sup>
County of Sarpy, Sanitary and Improvement Dist. No. 340 (Ashbury Hills), Construction Fund Warrants, Series 2020, 7.00% PIK 4/15/2026 <sup>7,8,9</sup>	6/30/2021	232	232	.00 <sup>13</sup>
County of Sarpy, Sanitary and Improvement Dist. No. 340 (Ashbury Hills), Construction Fund Warrants, Series 2020, 7.00% PIK or 7.00% Cash 12/14/2026 <sup>7,8,9</sup>	5/5/2022	199	199	.00 <sup>13</sup>
County of Sarpy, Sanitary and Improvement Dist. No. 340 (Ashbury Hills), Construction Fund Warrants, Series 2020, 7.00% PIK or 7.00% Cash 12/15/2027 <sup>8,9</sup>	5/2/2023	158	158	.00 <sup>13</sup>

# American High-Income Municipal Bond Fund (continued)

## Restricted securities<sup>10</sup> (continued)

	Acquisition date(s)	Cost (000)	Value (000)	Percent of net assets
County of Sarpy, Sanitary and Improvement Dist. No. 340 (Ashbury Hills), Construction Fund Warrants, Series 2020, 7.00% PIK 7/20/2026 <sup>7,8,9</sup>	12/29/2021	\$ 120	\$ 120	.00% <sup>13</sup>
County of Sarpy, Sanitary and Improvement Dist. No. 340 (Ashbury Hills), Construction Fund Warrants, Series 2020, 7.00% PIK or 7.00% Cash 10/26/2026 <sup>7,8,9</sup>	12/29/2021	64	64	.00 <sup>13</sup>
County of Sarpy, Sanitary and Improvement Dist. No. 340 (Ashbury Hills), Construction Fund Warrants, Series 2020, 7.00% PIK or 7.00% Cash 2/16/2028 <sup>8,9</sup>	5/2/2023	61	61	.00 <sup>13</sup>
County of Sarpy, Sanitary and Improvement Dist. No. 340 (Ashbury Hills), Construction Fund Warrants, Series 2020, 7.00% PIK or 7.00% Cash 11/23/2026 <sup>7,8,9</sup>	12/29/2021	30	30	.00 <sup>13</sup>
County of Sarpy, Sanitary and Improvement Dist. No. 340 (Ashbury Hills), Construction Fund Warrants, Series 2020, 7.00% PIK or 7.00% Cash 11/17/2027 <sup>8,9</sup>	5/2/2023	12	12	.00 <sup>13</sup>
County of Sarpy, Sanitary and Improvement Dist. No. 340 (Ashbury Hills), Construction Fund Warrants, Series 2020, 7.00% PIK or 7.00% Cash 7/21/2027 <sup>7,8,9</sup>	12/9/2022	10	10	.00 <sup>13</sup>
County of Sarpy, Sanitary and Improvement Dist. No. 340 (Ashbury Hills), Construction Fund Warrants, Series 2020, 7.00% PIK 5/20/2026 <sup>7,8,9</sup>	6/30/2021	6	6	.00 <sup>13</sup>
County of Sarpy, Sanitary and Improvement Dist. No. 340 (Ashbury Hills), Construction Fund Warrants, Series 2020, 7.00% PIK or 7.00% Cash 8/18/2027 <sup>7,8,9</sup>	12/9/2022	5	5	.00 <sup>13</sup>
County of Sarpy, Sanitary and Improvement Dist. No. 340 (Ashbury Hills), Construction Fund Warrants, Series 2020, 7.00% PIK or 7.00% Cash 8/12/2026 <sup>7,8,9</sup>	12/29/2021	4	4	.00 <sup>13</sup>
County of Sarpy, Sanitary and Improvement Dist. No. 340 (Ashbury Hills), Construction Fund Warrants, Series 2020, 7.00% PIK or 7.00% Cash 3/15/2027 <sup>7,8,9</sup>	5/5/2022	3	3	.00 <sup>13</sup>
County of Douglas, Sanitary and Improvement Dist. No. 605 (Bluestem Meadows), Construction Fund Warrants, Series 2022, 7.00% PIK or 7.00% Cash 6/21/2028 <sup>8,9</sup>	7/25/2023	628	628	.01
County of Douglas, Sanitary and Improvement Dist. No. 605 (Bluestem Meadows), Construction Fund Warrants, Series 2022, 7.00% PIK or 7.00% Cash 5/11/2028 <sup>8,9</sup>	5/30/2023	621	621	.01
County of Douglas, Sanitary and Improvement Dist. No. 605 (Bluestem Meadows), Construction Fund Warrants, Series 2022, 7.00% PIK 1/4/2028 <sup>8,9</sup>	1/23/2023	602	602	.01
County of Douglas, Sanitary and Improvement Dist. No. 605 (Bluestem Meadows), Construction Fund Warrants, Series 2021, 7.00% PIK 8/4/2026 <sup>8,9</sup>	12/21/2021	516	516	.01
County of Douglas, Sanitary and Improvement Dist. No. 605 (Bluestem Meadows), Construction Fund Warrants, Series 2022, 7.00% PIK 2/23/2027 <sup>8,9</sup>	3/1/2022-10/24/2022	372	372	.00 <sup>13</sup>
County of Douglas, Sanitary and Improvement Dist. No. 605 (Bluestem Meadows), Construction Fund Warrants, Series 2022, 7.00% PIK 8/11/2027 <sup>8,9</sup>	10/24/2022	240	240	.00 <sup>13</sup>



# American High-Income Municipal Bond Fund (continued)

## Restricted securities<sup>10</sup> (continued)

	Acquisition date(s)	Cost (000)	Value (000)	Percent of net assets
County of Douglas, Sanitary and Improvement Dist. No. 605 (Bluestem Meadows), Construction Fund Warrants, Series 2022, 7.00% PIK 9/19/2027 <sup>8,9</sup>	12/27/2022	\$ 201	\$ 201	.00% <sup>13</sup>
County of Douglas, Sanitary and Improvement Dist. No. 605 (Bluestem Meadows), Construction Fund Warrants, Series 2022, 7.00% PIK 12/7/2027 <sup>8,9</sup>	12/27/2022	135	135	.00 <sup>13</sup>
County of Douglas, Sanitary and Improvement Dist. No. 605 (Bluestem Meadows), Construction Fund Warrants, Series 2022, 7.00% PIK or 7.00% Cash 2/21/2028 <sup>8,9</sup>	3/1/2023-5/30/2023	93	93	.00 <sup>13</sup>
County of Douglas, Sanitary and Improvement Dist. No. 605 (Bluestem Meadows), Construction Fund Warrants, Series 2022, 7.00% PIK or 7.00% Cash 3/14/2028 <sup>8,9</sup>	5/30/2023	27	27	.00 <sup>13</sup>
County of Douglas, Sanitary and Improvement Dist. No. 605 (Bluestem Meadows), Construction Fund Warrants, Series 2021, 7.00% PIK 9/13/2026 <sup>8,9</sup>	12/21/2021	3	3	.00 <sup>13</sup>
County of Douglas, Sanitary and Improvement Dist. No. 605 (Bluestem Meadows), Construction Fund Warrants, Series 2022, 7.00% PIK 4/13/2027 <sup>8,9</sup>	10/24/2022	2	2	.00 <sup>13</sup>
County of Douglas, Sanitary and Improvement Dist. No. 596 (West Center Village), Construction Fund Warrants, Series 2020, 7.00% PIK or 7.00% Cash 8/14/2025 <sup>7,8,9</sup>	2/25/2021	190	190	.00 <sup>13</sup>
County of Douglas, Sanitary and Improvement Dist. No. 596 (West Center Village), Construction Fund Warrants, Series 2019, 7.00% PIK or 7.00% Cash 1/13/2025 <sup>7,8,9</sup>	6/19/2020	184	184	.00 <sup>13</sup>
County of Douglas, Sanitary and Improvement Dist. No. 596 (West Center Village), Construction Fund Warrants, Series 2019, 7.00% PIK or 7.00% Cash 4/13/2025 <sup>7,8,9</sup>	6/19/2020	172	172	.00 <sup>13</sup>
County of Douglas, Sanitary and Improvement Dist. No. 596 (West Center Village), Construction Fund Warrants, Series 2020, 7.00% PIK or 7.00% Cash 6/8/2025 <sup>7,8,9</sup>	2/25/2021	151	151	.00 <sup>13</sup>
County of Douglas, Sanitary and Improvement Dist. No. 596 (West Center Village), Construction Fund Warrants, Series 2019, 7.00% PIK or 7.00% Cash 3/16/2025 <sup>7,8,9</sup>	6/19/2020	25	25	.00 <sup>13</sup>
<b>Total</b>		<u>\$18,862</u>	<u>\$18,862</u>	<u>.17%</u>

# American High-Income Municipal Bond Fund (continued)

<sup>1</sup>Step bond; coupon rate may change at a later date.

<sup>2</sup>Acquired in a transaction exempt from registration under Rule 144A or, for commercial paper, Section 4(a)(2) of the Securities Act of 1933. May be resold in the U.S. in transactions exempt from registration, normally to qualified institutional buyers. The total value of all such securities was \$2,414,971,000, which represented 21.97% of the net assets of the fund.

<sup>3</sup>Securities referencing LIBOR are expected to transition to an alternative reference rate by the security's next scheduled coupon reset date.

<sup>4</sup>Coupon rate may change periodically. Reference rate and spread are as of the most recent information available. Some coupon rates are determined by the issuer or agent based on current market conditions; therefore, the reference rate and spread are not available. For short-term securities, the date of the next scheduled coupon rate change is considered to be the maturity date.

<sup>5</sup>Principal payments may be made periodically. Therefore, the effective maturity date may be earlier than the stated maturity date.

<sup>6</sup>Scheduled interest payment was not received. Coupon payments are paid at the election of the issuer and any unpaid amounts are accumulated.

<sup>7</sup>Scheduled interest and/or principal payment was not received.

<sup>8</sup>Value determined using significant unobservable inputs.

<sup>9</sup>Payment in kind; the issuer has the option of paying additional securities in lieu of cash. Payment methods and rates are as of the most recent payment when available.

<sup>10</sup>Restricted security, other than Rule 144A securities or commercial paper issued pursuant to Section 4(a)(2) of the Securities Act of 1933. The total value of all such restricted securities was \$18,862,000, which represented .17% of the net assets of the fund.

<sup>11</sup>Amount less than one thousand.

<sup>12</sup>For short-term securities, the mandatory put date is considered to be the maturity date.

<sup>13</sup>Amount less than .01%.

## Key to abbreviations

Agcy. = Agency

AMT = Alternative Minimum Tax

Assn. = Association

Auth. = Authority

Certs. = Certificates

CME = CME Group

Dept. = Department

Dev. = Development

Dist. = District

Econ. = Economic

Fac. = Facility

Facs. = Facilities

Fin. = Finance

Fncg. = Financing

G.O. = General Obligation

IAM = Interest at Maturity

LIBOR = London Interbank Offered Rate

LOC = Letter of credit

Part. = Participation

PIK = Payment In Kind

Preref. = Prerefunded

Redev. = Redevelopment

Ref. = Refunding

Rev. = Revenue

SIFMA = Securities Industry and Financial Markets Association

SOFR = Secured Overnight Financing Rate

USD = U.S. dollars

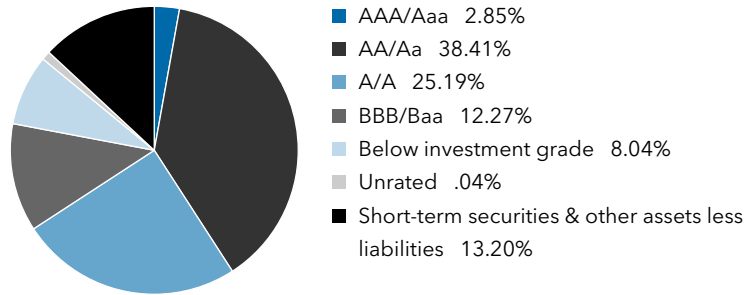
Refer to the notes to financial statements.

# The Tax-Exempt Fund of California

Investment portfolio July 31, 2023

## Portfolio quality summary\*

Percent of net assets



\*Bond ratings, which typically range from AAA/Aaa (highest) to D (lowest), are assigned by credit rating agencies such as Standard & Poor's, Moody's and/or Fitch as an indication of an issuer's creditworthiness. In assigning a credit rating to a security, the fund looks specifically to the ratings assigned to the issuer of the security by Standard & Poor's, Moody's and/or Fitch. If agency ratings differ, the security will be considered to have received the highest of those ratings, consistent with the fund's investment policies. Securities in the "unrated" category (above) have not been rated by a rating agency; however, the investment adviser performs its own credit analysis and assigns comparable ratings that are used for compliance with the fund's investment policies. The ratings are not covered by the Report of Independent Registered Public Accounting Firm.

## Bonds, notes & other debt instruments 86.80%

Principal amount  
(000)

Value  
(000)

### California 84.48%

City of Adelanto, Public Utility Auth., Rev. Ref. Bonds (Utility System Project), Series 2017-A, Assured Guaranty Municipal insured, 5.00% 7/1/2039	USD2,000	\$2,126
Alameda Corridor Transportation Auth., Rev. Ref. Bonds, Capital Appreciation Bonds, Series 2022-A, 0% 10/1/2049 (5.375% on 10/01/2037) <sup>1</sup>	2,635	1,333
Alameda Corridor Transportation Auth., Rev. Ref. Bonds, Capital Appreciation Bonds, Series 2022-C-2, 0% 10/1/2050 (5.40% on 10/01/2037) <sup>1</sup>	9,190	4,660
Alameda Corridor Transportation Auth., Rev. Ref. Bonds, Convertible Capital Appreciation Bonds, Series 2022-C-2, Assured Guaranty Municipal insured, 0% 10/1/2052 (5.45% on 10/1/2037) <sup>1</sup>	7,470	3,823
City of Alameda, Community Facs. Dist. No. 2013-1 (Alameda Landing Public Improvements), Special Tax Bonds, Series 2016, 5.00% 9/1/2042	1,000	1,016
City of Alameda, Community Facs. Dist. No. 2013-1 (Alameda Landing Public Improvements), Special Tax Bonds, Series 2016, 5.00% 9/1/2046	500	506
City of Alhambra, Rev. Ref. Bonds (Atherton Baptist Homes Project), Series 2016, 5.00% 1/1/2029	225	237
Antelope Valley Community College Dist., G.O. Bonds, Capital Appreciation Bonds, Series 2022-C, 2016 Election, 0% 8/1/2036	1,000	587
Antelope Valley Community College Dist., G.O. Bonds, Capital Appreciation Bonds, Series 2022-C, 2016 Election, 0% 8/1/2037	1,150	633
Antelope Valley Community College Dist., G.O. Bonds, Capital Appreciation Bonds, Series 2022-C, 2016 Election, 0% 8/1/2042	4,515	1,823
Azusa Unified School Dist., G.O. Bonds, 2014 Election, Series 2019-C, 5.00% 8/1/2044	1,000	1,068
City of Azusa, Community Facs. Dist. No. 2005-1 (Rosedale), Improvement Area No. 2, Special Tax Bonds, Series 2019, 5.00% 9/1/2032	455	481
City of Azusa, Community Facs. Dist. No. 2005-1 (Rosedale), Improvement Area No. 2, Special Tax Bonds, Series 2019, 5.00% 9/1/2035	600	631
City of Azusa, Community Facs. Dist. No. 2005-1 (Rosedale), Improvement Area No. 2, Special Tax Bonds, Series 2019, 5.00% 9/1/2036	655	684
City of Azusa, Community Facs. Dist. No. 2005-1 (Rosedale), Improvement Area No. 2, Special Tax Bonds, Series 2019, Assured Guaranty Municipal insured, 5.00% 9/1/2044	2,810	2,992
City of Azusa, Community Facs. Dist. No. 2005-1 (Rosedale), Improvement Area No. 2, Special Tax Bonds, Series 2019, Assured Guaranty Municipal insured, 5.00% 9/1/2049	1,930	2,052
Banning Unified School Dist., G.O. Rev. Bonds, Series 2017-A, Assured Guaranty Municipal insured, 5.00% 8/1/2035	955	1,027
Banning Unified School Dist., G.O. Rev. Ref. Bonds, Series 2016, Assured Guaranty Municipal insured, 4.00% 8/1/2031	1,500	1,539
Banning Unified School Dist., G.O. Rev. Ref. Bonds, Series 2016, Assured Guaranty Municipal insured, 4.00% 8/1/2032	1,000	1,024
Assn. of Bay Area Governments, Fin. Auth. for Nonprofit Corps., Rev. Ref. Bonds (Eskaton Properties, Inc. Obligated Group), Series 2013, 5.00% 11/15/2035	230	223
Assn. of Bay Area Governments, Fin. Auth. for Nonprofit Corps., Rev. Ref. Bonds (Sharp HealthCare), Series 2014-A, 5.00% 8/1/2043	1,000	1,000

# The Tax-Exempt Fund of California (continued)

Bonds, notes & other debt instruments (continued)	Principal amount (000)	Value (000)
<b>California (continued)</b>		
Assn. of Bay Area Governments, Fin. Auth. for Nonprofit Corps., Senior Living Rev. Bonds (Odd Fellows Home of California), Series 2012-A, 5.00% 4/1/2032	USD5,000	\$5,001
Bay Area Toll Auth., San Francisco Bay Area Toll Bridge Rev. Bonds, Series 2017-S-7, 4.00% 4/1/2034	2,005	2,070
Bay Area Toll Auth., San Francisco Bay Area Toll Bridge Rev. Bonds, Series 2008-B-1, (SIFMA Municipal Swap Index + 1.10%) 5.08% 4/1/2045 (put 4/1/2024) <sup>2</sup>	5,675	5,679
Bay Area Toll Auth., San Francisco Bay Area Toll Bridge Rev. Bonds, Series 2023-F-1, 5.00% 4/1/2054	9,000	9,943
Beaumont Unified School Dist., Community Facs. Dist. No. 2018-1, Improvement Area No. 1, Special Tax Bonds, Series 2020, 4.00% 9/1/2045	1,000	879
Beaumont Unified School Dist., Community Facs. Dist. No. 2018-1, Improvement Area No. 1, Special Tax Bonds, Series 2020, 4.00% 9/1/2050	1,250	1,071
City of Beaumont, Community Facs. Dist. No. 2016-1 (Fairway Canyon), Special Tax Bonds, Series 2019, 5.00% 9/1/2044	900	917
City of Beaumont, Community Facs. Dist. No. 2016-1 (Fairway Canyon), Special Tax Bonds, Series 2019, 5.00% 9/1/2049	400	404
City of Beaumont, Community Facs. Dist. No. 2016-2 (Sundance), Special Tax Rev. Bonds, Series 2019, 5.00% 9/1/2044	1,000	1,021
City of Beaumont, Community Facs. Dist. No. 2016-2 (Sundance), Special Tax Rev. Bonds, Series 2019, 5.00% 9/1/2049	1,000	1,018
City of Beaumont, Community Facs. Dist. No. 93-1, Improvement Area No. 8C, Special Tax Bonds, Series 2018-A, 5.00% 9/1/2043	1,605	1,634
City of Beaumont, Community Facs. Dist. No. 93-1, Improvement Area No. 8D, Special Tax Bonds, Series 2018-A, 5.00% 9/1/2043	565	575
City of Beaumont, Community Facs. Dist. No. 93-1, Improvement Area No. 8D, Special Tax Bonds, Series 2018-A, 5.00% 9/1/2048	1,000	1,011
City of Burbank, Water and Power Electric Rev. Bonds, Series 2023, 5.00% 6/1/2053	7,500	8,115
California County Tobacco Securitization Agcy., Tobacco Settlement Rev. Bonds (Los Angeles County Securitization Corp.), Series 2020-A, 5.00% 6/1/2027	600	636
California County Tobacco Securitization Agcy., Tobacco Settlement Rev. Bonds (Los Angeles County Securitization Corp.), Series 2020-A, 5.00% 6/1/2028	500	537
Trustees of the California State University, Systemwide Rev. Bonds, Series 2016-B-2, 0.55% 11/1/2049 (put 11/1/2026)	3,440	3,057
Trustees of the California State University, Systemwide Rev. Bonds, Series 2020-C, 4.00% 11/1/2051	2,500	2,460
Trustees of the California State University, Systemwide Rev. Bonds, Series 2016-B-3, 5.25% 11/1/2053	2,390	2,703
Casitas Municipal Water Dist., Community Facs. Dist. No. 2013-1, Special Tax Bonds, Series 2019, BAM insured, 4.00% 9/1/2047	1,745	1,722
Cathedral City, Successor Agcy. to the Redev. Agcy., Tax Allocation Housing Rev. Ref. Bonds (Merged Redev. Project Area), Series 2021-C, BAM insured, 4.00% 8/1/2024	300	301
Cathedral City, Successor Agcy. to the Redev. Agcy., Tax Allocation Housing Rev. Ref. Bonds (Merged Redev. Project Area), Series 2021-C, BAM insured, 4.00% 8/1/2025	300	303
Cathedral City, Successor Agcy. to the Redev. Agcy., Tax Allocation Housing Rev. Ref. Bonds (Merged Redev. Project Area), Series 2021-C, BAM insured, 4.00% 8/1/2026	275	280
Cathedral City, Successor Agcy. to the Redev. Agcy., Tax Allocation Housing Rev. Ref. Bonds (Merged Redev. Project Area), Series 2021-C, BAM insured, 4.00% 8/1/2027	300	308
Cathedral City, Successor Agcy. to the Redev. Agcy., Tax Allocation Housing Rev. Ref. Bonds (Merged Redev. Project Area), Series 2021-C, BAM insured, 4.00% 8/1/2028	250	259
Cathedral City, Successor Agcy. to the Redev. Agcy., Tax Allocation Housing Rev. Ref. Bonds (Merged Redev. Project Area), Series 2021-C, BAM insured, 4.00% 8/1/2029	250	261
Cathedral City, Successor Agcy. to the Redev. Agcy., Tax Allocation Housing Rev. Ref. Bonds (Merged Redev. Project Area), Series 2021-C, BAM insured, 4.00% 8/1/2030	275	289
Cathedral City, Successor Agcy. to the Redev. Agcy., Tax Allocation Housing Rev. Ref. Bonds (Merged Redev. Project Area), Series 2014-B, Assured Guaranty Municipal insured, 5.00% 8/1/2030	1,050	1,074
Cathedral City, Successor Agcy. to the Redev. Agcy., Tax Allocation Housing Rev. Ref. Bonds (Merged Redev. Project Area), Series 2021-A, BAM insured, 4.00% 8/1/2031	375	391
Cathedral City, Successor Agcy. to the Redev. Agcy., Tax Allocation Housing Rev. Ref. Bonds (Merged Redev. Project Area), Series 2021-C, BAM insured, 4.00% 8/1/2031	300	313
Cathedral City, Successor Agcy. to the Redev. Agcy., Tax Allocation Housing Rev. Ref. Bonds (Merged Redev. Project Area), Series 2021-A, BAM insured, 4.00% 8/1/2032	525	543
Cathedral City, Successor Agcy. to the Redev. Agcy., Tax Allocation Housing Rev. Ref. Bonds (Merged Redev. Project Area), Series 2021-A, BAM insured, 4.00% 8/1/2034	1,000	1,027
Centinela Valley Union High School Dist., G.O. Rev. Ref. Bonds, Series 2016-C, Assured Guaranty Municipal insured, 4.00% 8/1/2033	2,500	2,555
Chabot-Las Positas Community College Dist., G.O. Rev. Ref. Bonds, Series 2017-A, 4.00% 8/1/2042	1,500	1,504
Chaffey Community College Dist., G.O. Bonds, 2018 Election, Series 2019-A, 4.00% 6/1/2043	6,000	6,017

# The Tax-Exempt Fund of California (continued)

Bonds, notes & other debt instruments (continued)	Principal amount (000)	Value (000)
<b>California (continued)</b>		
Chaffey Joint Union High School Dist., G.O. Bonds, Capital Appreciation Bonds, 2012 Election, Series 2019-D, 0% 8/1/2027	USD895	\$ 785
Chino Valley Unified School Dist., G.O. Bonds, 2016 Election, Series 2022-C, 4.00% 8/1/2055	3,605	3,547
Chino Valley Unified School Dist., G.O. Bonds, 2016 Election, Capital Appreciation Bonds, Series 2022-C, 0% 8/1/2032	385	281
Chino Valley Unified School Dist., G.O. Bonds, 2016 Election, Capital Appreciation Bonds, Series 2022-C, 0% 8/1/2033	430	302
City of Chino, Community Facs. Dist. No. 2003-3, Improvement Area No. 8, Special Tax Bonds, Series 2021, 4.00% 9/1/2041	2,000	1,817
City of Chino, Community Facs. Dist. No. 2003-3, Improvement Area No. 8, Special Tax Bonds, Series 2021, 4.00% 9/1/2046	1,515	1,324
City of Chino, Community Facs. Dist. No. 2003-3, Improvement Area No. 8, Special Tax Bonds, Series 2021, 4.00% 9/1/2051	1,740	1,476
City of Chino, Community Facs. Dist. No. 2016-1 (Bickmore 185), Special Tax Bonds, Series 2020, 4.00% 9/1/2033	260	259
City of Chino, Community Facs. Dist. No. 2016-1 (Bickmore 185), Special Tax Bonds, Series 2020, 4.00% 9/1/2035	280	274
City of Chino, Community Facs. Dist. No. 2016-1 (Bickmore 185), Special Tax Bonds, Series 2020, 4.00% 9/1/2036	290	280
City of Chino, Community Facs. Dist. No. 2016-1 (Bickmore 185), Special Tax Bonds, Series 2020, 4.00% 9/1/2037	300	285
City of Chino, Community Facs. Dist. No. 2016-1 (Bickmore 185), Special Tax Bonds, Series 2020, 4.00% 9/1/2038	315	294
City of Chino, Community Facs. Dist. No. 2016-1 (Bickmore 185), Special Tax Bonds, Series 2020, 4.00% 9/1/2039	325	300
City of Chino, Community Facs. Dist. No. 2019-1 (The Landings), Special Tax Bonds, Series 2020, 4.00% 9/1/2023	190	190
City of Chino, Community Facs. Dist. No. 2019-1 (The Landings), Special Tax Bonds, Series 2020, 4.00% 9/1/2024	195	195
City of Chino, Community Facs. Dist. No. 2019-1 (The Landings), Special Tax Bonds, Series 2020, 4.00% 9/1/2025	205	204
City of Chino, Community Facs. Dist. No. 2019-1 (The Landings), Special Tax Bonds, Series 2020, 4.00% 9/1/2026	210	210
City of Chino, Community Facs. Dist. No. 2019-1 (The Landings), Special Tax Bonds, Series 2020, 4.00% 9/1/2027	220	220
City of Chino, Community Facs. Dist. No. 2019-1 (The Landings), Special Tax Bonds, Series 2020, 4.00% 9/1/2028	230	230
City of Chino, Community Facs. Dist. No. 2019-1 (The Landings), Special Tax Bonds, Series 2020, 4.00% 9/1/2035	900	878
City of Chino, Community Facs. Dist. No. 2019-1 (The Landings), Special Tax Bonds, Series 2020, 4.00% 9/1/2040	955	876
City of Chino, Community Facs. Dist. No. 2019-1 (The Landings), Special Tax Bonds, Series 2020, 4.00% 9/1/2051	1,145	971
City of Chino, Public Fncg. Auth., Local Agcy. Rev. Ref. Bonds, Series 2015-A, Assured Guaranty Municipal insured, 5.00% 9/1/2030	1,010	1,048
City of Chino, Public Fncg. Auth., Local Agcy. Rev. Ref. Bonds, Series 2015-A, Assured Guaranty Municipal insured, 5.00% 9/1/2031	500	518
City of Chula Vista, Community Facs. Dist. No. 16-I (Millenia), Improvement Area No. 2, Special Tax Bonds, Series 2021, 4.00% 9/1/2041	380	351
City of Chula Vista, Community Facs. Dist. No. 16-I (Millenia), Improvement Area No. 2, Special Tax Bonds, Series 2021, 4.00% 9/1/2046	500	446
City of Chula Vista, Community Facs. Dist. No. 16-I (Millenia), Improvement Area No. 2, Special Tax Bonds, Series 2021, 4.00% 9/1/2051	1,020	882
City of Chula Vista, Successor Agcy. to the Redev. Agcy., Tax Allocation Rev. Ref. Bonds, Series 2016, Assured Guaranty Municipal insured, 5.00% 10/1/2029	890	949
City of Chula Vista, Successor Agcy. to the Redev. Agcy., Tax Allocation Rev. Ref. Bonds, Series 2016, Assured Guaranty Municipal insured, 5.00% 10/1/2030	920	982
City of Chula Vista, Successor Agcy. to the Redev. Agcy., Tax Allocation Rev. Ref. Bonds, Series 2016, Assured Guaranty Municipal insured, 5.00% 10/1/2034	1,180	1,254
City of Clovis, Wastewater Rev. Bonds, Series 2017, BAM insured, 5.00% 8/1/2036	1,155	1,239
City of Clovis, Wastewater Rev. Bonds, Series 2017, BAM insured, 5.00% 8/1/2037	1,150	1,225
City of Clovis, Wastewater Rev. Bonds, Series 2017, BAM insured, 5.00% 8/1/2038	515	545
Clovis Unified School Dist., G.O. Bonds, Capital Appreciation Bonds, 2004 Election, Series 2006-B, National insured, 0% 8/1/2030	2,300	1,811
Coachella Valley Unified School Dist., G.O. Bonds, 2005 Election, Series 2016-E, Assured Guaranty Municipal insured, 4.00% 8/1/2045	6,555	6,515
Coast Community College Dist., G.O. Bonds, 2012 Election, Series 2019-F, 3.00% 8/1/2038	2,500	2,228
Colton Joint Unified School Dist., G.O. Bonds, 2008 Election, Series 2016-D, BAM insured, 4.00% 8/1/2031	1,200	1,232
Community Choice Fncg. Auth., Clean Energy Project Rev. Green Bonds, Series 2021-B-1, 4.00% 2/1/2052 (put 8/1/2031)	22,290	22,173
Community Choice Fncg. Auth., Clean Energy Project Rev. Green Bonds, Series 2022-A-1, 4.00% 5/1/2053 (put 8/1/2028)	9,470	9,449
Community Choice Fncg. Auth., Clean Energy Project Rev. Green Bonds, Series 2023-B-1, 5.00% 7/1/2053 (put 8/1/2029)	16,540	17,360
Community Choice Fncg. Auth., Clean Energy Project Rev. Green Bonds, Series 2021-B-1, 5.00% 12/1/2053 (put 8/1/2029)	3,290	3,435
Community Choice Fncg. Auth., Clean Energy Project Rev. Green Bonds, Series 2023-D, 5.50% 5/1/2054 (put 8/1/2028)	7,000	7,388



# The Tax-Exempt Fund of California (continued)

Bonds, notes & other debt instruments (continued)	Principal amount (000)	Value (000)
<b>California (continued)</b>		
Community Housing Agcy., Essential Housing Rev. Bonds (Fountains at Emerald Park), Series 2021-A-1, 3.00% 8/1/2056 <sup>3</sup>	USD1,005	\$ 666
Community Housing Agcy., Essential Housing Rev. Bonds (Glendale Properties), Series 2021-A-2, 4.00% 8/1/2047 <sup>3</sup>	5,600	4,291
Community Housing Agcy., Essential Housing Rev. Bonds (Glendale Properties), Series 2021-A-1, 4.00% 2/1/2056 <sup>3</sup>	9,700	8,002
Community Housing Agcy., Essential Housing Rev. Bonds (Verdant at Green Valley), Series 2019-A, 5.00% 8/1/2049 <sup>3</sup>	4,800	4,497
Compton Community College Dist., G.O. Rev. Ref. Bonds, Series 2018-A, BAM insured, 5.00% 8/1/2037 (preref. 8/1/2026)	1,875	2,000
Compton Community College Dist., G.O. Rev. Ref. Bonds, Series 2018-A, BAM insured, 5.00% 8/1/2038 (preref. 8/1/2026)	2,075	2,213
Compton Unified School Dist., G.O. Bonds, 2015 Election, Series 2019-B, BAM insured, 3.00% 6/1/2049	4,900	3,794
Compton Unified School Dist., G.O. Bonds, Capital Appreciation Bonds, 2015 Election, Series 2019-B, BAM insured, 0% 6/1/2035	1,000	617
Compton Unified School Dist., G.O. Bonds, Capital Appreciation Bonds, 2015 Election, Series 2019-B, BAM insured, 0% 6/1/2038	1,250	638
Independent Cities Fin. Auth., Sales Tax Rev. Bonds (City of Compton), Series 2021, Assured Guaranty Municipal insured, 4.00% 6/1/2036 <sup>3</sup>	360	367
Independent Cities Fin. Auth., Sales Tax Rev. Bonds (City of Compton), Series 2021, Assured Guaranty Municipal insured, 4.00% 6/1/2041 <sup>3</sup>	390	394
Independent Cities Fin. Auth., Sales Tax Rev. Bonds (City of Compton), Series 2021, Assured Guaranty Municipal insured, 4.00% 6/1/2046 <sup>3</sup>	1,790	1,786
Independent Cities Fin. Auth., Sales Tax Rev. Bonds (City of Compton), Series 2021, Assured Guaranty Municipal insured, 4.00% 6/1/2051 <sup>3</sup>	1,075	1,056
City of Corona, Community Facs. Dist. No. 2018-1 (Bedford), Special Tax Bonds, Series 2018-A, 5.00% 9/1/2034	800	834
City of Corona, Community Facs. Dist. No. 2018-1 (Bedford), Special Tax Bonds, Series 2018-A, 4.00% 9/1/2040	350	314
City of Corona, Community Facs. Dist. No. 2018-1 (Bedford), Special Tax Bonds, Series 2018-A, 4.00% 9/1/2045	700	611
City of Corona, Community Facs. Dist. No. 2018-1 (Bedford), Special Tax Bonds, Series 2018-A, 4.00% 9/1/2050	1,450	1,238
Corona-Norco Unified School Dist., G.O. Bonds, 2014 Election, Series 2019-C, 4.00% 8/1/2049	2,500	2,461
Cotati-Rohnert Park Unified School Dist., G.O. Bonds, 2014 Election, Series 2018-E, BAM insured, 4.00% 8/1/2043	2,000	2,002
CSCDA Community Improvement Auth., Essential Housing Social Rev. Bonds (1818 Platinum Triangle - Anaheim), Series 2021-A-2, 3.25% 4/1/2057 <sup>3</sup>	4,610	3,183
CSCDA Community Improvement Auth., Essential Housing Social Rev. Bonds (1818 Platinum Triangle - Anaheim), Series 2021-B, 4.00% 4/1/2057 <sup>3</sup>	2,000	1,371
CSCDA Community Improvement Auth., Essential Housing Social Rev. Bonds (City of Orange Portfolio), Series 2021-B, 4.00% 3/1/2057 <sup>3</sup>	2,070	1,461
CSCDA Community Improvement Auth., Essential Housing Social Rev. Bonds (Escondido Portfolio), Series 2021-A-2, 4.00% 6/1/2058 <sup>3</sup>	875	679
CSCDA Community Improvement Auth., Essential Housing Social Rev. Bonds (Millennium South Bay - Hawthorne), Series 2021-A-1, 3.375% 7/1/2043 <sup>3</sup>	1,000	799
CSCDA Community Improvement Auth., Essential Housing Social Rev. Bonds (Park Crossing Apartments), Series 2021-A, 3.25% 12/1/2058 <sup>3</sup>	2,315	1,539
CSCDA Community Improvement Auth., Essential Housing Social Rev. Bonds (Pasadena Portfolio), Series 2021-A-2, 3.00% 12/1/2056 <sup>3</sup>	2,500	1,660
CSCDA Community Improvement Auth., Essential Housing Social Rev. Bonds (Theo - Pasadena), Series 2021-A-2, 3.25% 5/1/2057 <sup>3</sup>	2,830	1,861
CSCDA Community Improvement Auth., Essential Housing Social Rev. Bonds (Union South Bay), Series 2021-A-1, 3.10% 7/1/2045 <sup>3</sup>	500	376
CSCDA Community Improvement Auth., Essential Housing Social Rev. Bonds (Union South Bay), Series 2021-A-2, 4.00% 7/1/2056 <sup>3</sup>	8,985	6,610
CSCDA Community Improvement Auth., Essential Housing Social Rev. Bonds (Westgate Phase 1 - Pasadena), Series 2021-A-2, 3.125% 6/1/2057 <sup>3</sup>	5,665	3,665
Davis Joint Unified School Dist., G.O Bonds, 2018 Election, Series 2020, BAM insured, 3.00% 8/1/2034	1,925	1,849
Del Mar Union School Dist., Community Facs. Dist. No. 99-1, Special Tax Bonds, Series 2019, 4.00% 9/1/2030	225	224
Del Mar Union School Dist., Community Facs. Dist. No. 99-1, Special Tax Bonds, Series 2019, 4.00% 9/1/2031	265	264
Del Mar Union School Dist., Community Facs. Dist. No. 99-1, Special Tax Bonds, Series 2019, 4.00% 9/1/2032	275	274
Del Mar Union School Dist., Community Facs. Dist. No. 99-1, Special Tax Bonds, Series 2019, 4.00% 9/1/2033	265	263
City of Dixon, Community Facs. Dist. No. 2019-1 (Homestead), Special Tax Bonds, Series 2021, 4.00% 9/1/2051	2,715	2,303
City of Dublin, Community Facs. Dist. No. 2015-1 (Dublin Crossing), Improvement Area No. 3, Special Tax Bonds, Series 2021, 4.00% 9/1/2027	335	335
City of Dublin, Community Facs. Dist. No. 2015-1 (Dublin Crossing), Improvement Area No. 3, Special Tax Bonds, Series 2021, 4.00% 9/1/2029	200	201

# The Tax-Exempt Fund of California (continued)

Bonds, notes & other debt instruments (continued)	Principal amount (000)	Value (000)
<b>California (continued)</b>		
City of Dublin, Community Facs. Dist. No. 2015-1 (Dublin Crossing), Improvement Area No. 3, Special Tax Bonds, Series 2021, 4.00% 9/1/2031	USD130	\$ 130
City of Dublin, Community Facs. Dist. No. 2015-1 (Dublin Crossing), Improvement Area No. 3, Special Tax Bonds, Series 2021, 4.00% 9/1/2045	920	820
City of Dublin, Community Facs. Dist. No. 2015-1 (Dublin Crossing), Improvement Area No. 3, Special Tax Bonds, Series 2021, 4.00% 9/1/2051	2,240	1,934
East Side Union High School Dist., G.O. Rev. Ref. Bonds, Series 2020, BAM insured, 5.00% 8/1/2023	1,000	1,000
Eastern Municipal Water Dist., Community Facs. Dist. No. 2013-64 (Atherton and Terracina), Special Tax Bonds, Series 2019, 5.00% 9/1/2045	850	866
Eastern Municipal Water Dist., Community Facs. Dist. No. 2013-64 (Atherton and Terracina), Special Tax Bonds, Series 2020, 4.00% 9/1/2050	1,550	1,335
Eastern Municipal Water Dist., Community Facs. Dist. No. 2015-71 (Promontory), Special Tax Bonds, Series 2021, 4.00% 9/1/2027	85	85
Eastern Municipal Water Dist., Community Facs. Dist. No. 2015-71 (Promontory), Special Tax Bonds, Series 2021, 4.00% 9/1/2028	85	85
Eastern Municipal Water Dist., Community Facs. Dist. No. 2015-71 (Promontory), Special Tax Bonds, Series 2021, 4.00% 9/1/2029	90	91
Eastern Municipal Water Dist., Community Facs. Dist. No. 2015-71 (Promontory), Special Tax Bonds, Series 2021, 2.125% 9/1/2037	110	77
Eastern Municipal Water Dist., Community Facs. Dist. No. 2015-71 (Promontory), Special Tax Bonds, Series 2021, 2.125% 9/1/2038	120	82
Eastern Municipal Water Dist., Community Facs. Dist. No. 2015-71 (Promontory), Special Tax Bonds, Series 2021, 2.25% 9/1/2039	125	85
Eastern Municipal Water Dist., Community Facs. Dist. No. 2015-71 (Promontory), Special Tax Bonds, Series 2021, 2.25% 9/1/2040	100	66
Eastern Municipal Water Dist., Community Facs. Dist. No. 2015-71 (Promontory), Special Tax Bonds, Series 2021, 4.00% 9/1/2051	525	450
Eastern Municipal Water Dist., Community Facs. Dist. No. 2016-74 (Menifee Town Center), Improvement Area A, Special Tax Bonds, Series 2021, 4.00% 9/1/2040	1,075	988
Eastern Municipal Water Dist., Community Facs. Dist. No. 2016-74 (Menifee Town Center), Improvement Area A, Special Tax Bonds, Series 2021, 4.00% 9/1/2046	770	679
Eastern Municipal Water Dist., Community Facs. Dist. No. 2016-74 (Menifee Town Center), Improvement Area A, Special Tax Bonds, Series 2021, 4.00% 9/1/2051	1,030	882
Eastern Municipal Water Dist., Fin. Auth., Water and Wastewater Rev. Ref. Bonds, Series 2020-A, 4.00% 7/1/2038	1,000	1,020
Educational Facs. Auth., Rev. Bonds (Art Center College of Design), Series 2018-A, 5.00% 12/1/2033	1,515	1,609
Educational Facs. Auth., Rev. Bonds (Art Center College of Design), Series 2018-A, 5.00% 12/1/2034	760	806
Educational Facs. Auth., Rev. Bonds (Art Center College of Design), Series 2018-A, 5.00% 12/1/2035	1,300	1,369
Educational Facs. Auth., Rev. Bonds (Art Center College of Design), Series 2018-A, 5.00% 12/1/2036	1,000	1,044
Educational Facs. Auth., Rev. Bonds (Art Center College of Design), Series 2018-A, 5.00% 12/1/2038	1,140	1,178
Educational Facs. Auth., Rev. Bonds (Chapman University), Series 2021-A, 5.00% 4/1/2029	425	473
Educational Facs. Auth., Rev. Bonds (Chapman University), Series 2017-B, 4.00% 4/1/2047	7,425	7,112
Educational Facs. Auth., Rev. Bonds (University of Redlands), Series 2022-A, 5.00% 10/1/2044	1,500	1,515
Educational Facs. Auth., Rev. Bonds (University of Redlands), Series 2022-A, 5.00% 10/1/2052	4,210	4,179
Educational Facs. Auth., Rev. Ref. Bonds (Chapman University), Series 2015, 5.00% 4/1/2032	2,500	2,578
Educational Facs. Auth., Rev. Ref. Bonds (Loyola Marymount University), Capital Appreciation Bonds, Series 2001-A, National insured, 0% 10/1/2033	2,000	1,358
Educational Facs. Auth., Rev. Ref. Bonds (Occidental College), Series 2013-A, 5.00% 10/1/2029 (preref. 10/1/2023)	3,265	3,274
Educational Facs. Auth., Rev. Ref. Bonds (University of the Pacific), Series 2015, 5.00% 11/1/2030	1,000	1,045
Educational Facs. Auth., Rev. Ref. Bonds (University of the Pacific), Series 2015, 5.00% 11/1/2032	1,975	2,058
El Camino Hospital Dist., G.O. Bonds, Capital Appreciation Bonds, Series 2006, National insured, 0% 8/1/2031	2,000	1,514
City of Elk Grove, Fin. Auth., Special Tax Rev. Bonds, Series 2016, 4.00% 9/1/2032	2,500	2,489
City of Elk Grove, Fin. Auth., Special Tax Rev. Bonds, Series 2015, BAM insured, 5.00% 9/1/2032	1,000	1,046
City of Elk Grove, Fin. Auth., Special Tax Rev. Bonds, Series 2015, BAM insured, 5.00% 9/1/2033	1,000	1,048
City of Elk Grove, Fin. Auth., Special Tax Rev. Bonds, Series 2018, 5.00% 9/1/2033	945	978
City of Elk Grove, Fin. Auth., Special Tax Rev. Bonds, Series 2015, BAM insured, 5.00% 9/1/2034	1,000	1,049
City of Elk Grove, Fin. Auth., Special Tax Rev. Bonds, Series 2015, BAM insured, 5.00% 9/1/2035	1,000	1,042
City of Elk Grove, Fin. Auth., Special Tax Rev. Bonds, Series 2018, 5.00% 9/1/2035	1,150	1,184
City of Elk Grove, Fin. Auth., Special Tax Rev. Bonds, Series 2021, 4.00% 9/1/2036	440	427
City of Elk Grove, Fin. Auth., Special Tax Rev. Bonds, Series 2021, 4.00% 9/1/2041	1,000	915
City of Elk Grove, Fin. Auth., Special Tax Rev. Bonds, Series 2021, 4.00% 9/1/2046	1,280	1,122
City of Elk Grove, Fin. Auth., Special Tax Rev. Bonds, Series 2020, 4.00% 9/1/2050	1,000	857
City of Elk Grove, Fin. Auth., Special Tax Rev. Bonds, Series 2021, 4.00% 9/1/2051	1,785	1,519

# The Tax-Exempt Fund of California (continued)

Bonds, notes & other debt instruments (continued)	Principal amount (000)	Value (000)
<b>California (continued)</b>		
City of Emeryville, Successor Agcy. to the Redev. Agcy., Tax Allocation Rev. Ref. Bonds, Series 2014-A, Assured Guaranty Municipal insured, 5.00% 9/1/2023	USD1,500	\$1,502
City of Emeryville, Successor Agcy. to the Redev. Agcy., Tax Allocation Rev. Ref. Bonds, Series 2014-A, Assured Guaranty Municipal insured, 5.00% 9/1/2026	2,000	2,037
Enterprise Dev. Auth., Charter School Rev. Bonds (Academy for Academic Excellence Project), Series 2020-A, 5.00% 7/1/2040 <sup>3</sup>	500	484
Enterprise Dev. Auth., Charter School Rev. Bonds (Academy for Academic Excellence Project), Series 2020-A, 5.00% 7/1/2050 <sup>3</sup>	700	644
Enterprise Dev. Auth., Charter School Rev. Bonds (Academy for Academic Excellence Project), Series 2020-A, 5.00% 7/1/2055 <sup>3</sup>	920	832
Enterprise Dev. Auth., Charter School Rev. Ref. Bonds (Rocketship Public Schools - Obligated Group No. 2), Series 2022-A, 4.00% 6/1/2027 <sup>3</sup>	1,125	1,076
Enterprise Dev. Auth., Charter School Rev. Ref. Bonds (Rocketship Public Schools - Obligated Group No. 2), Series 2022-A, 4.00% 6/1/2042 <sup>3</sup>	5,165	4,118
City of Escondido, Community Facs. Dist. No. 2020-2 (The Villages), Special Tax Bonds, Series 2022, 5.00% 9/1/2042	1,000	1,021
Etiwanda School Dist., G.O. Bonds, 2016 Election, Series 2020-A, 4.00% 8/1/2045	1,450	1,441
Etiwanda School Dist., G.O. Bonds, 2016 Election, Series 2017-A, 5.00% 8/1/2046	2,000	2,095
Etiwanda School Dist., G.O. Bonds, Capital Appreciation Bonds, 2016 Election, Series 2020-A, 0% 8/1/2032	1,315	952
Etiwanda School Dist., G.O. Bonds, Capital Appreciation Bonds, 2016 Election, Series 2020-A, 0% 8/1/2036	2,430	1,449
Etiwanda School Dist., G.O. Bonds, Capital Appreciation Bonds, 2016 Election, Series 2020-A, 0% 8/1/2037	1,575	886
Fairfield-Suisun Unified School Dist., G.O. Bonds, 2016 Election, Series 2018, 4.00% 8/1/2041	5,760	5,779
City of Folsom, Folsom Ranch Fncg. Auth., Community Facs. Dist. No. 21 (White Rock Springs Ranch), Special Tax Rev. Bonds, Series 2021, 4.00% 9/1/2046	465	410
City of Folsom, Folsom Ranch Fncg. Auth., Community Facs. Dist. No. 21 (White Rock Springs Ranch), Special Tax Rev. Bonds, Series 2021, 4.00% 9/1/2050	500	431
City of Folsom, Folsom Ranch Fncg. Auth., Community Facs. Dist. No. 23 (Folsom Ranch), Special Tax Rev. Bonds, Series 2022, 4.25% 9/1/2037	670	654
City of Folsom, Folsom Ranch Fncg. Auth., Community Facs. Dist. No. 23 (Folsom Ranch), Special Tax Rev. Bonds, Series 2022, 4.50% 9/1/2042	1,305	1,261
City of Folsom, Folsom Ranch Fncg. Auth., Community Facs. Dist. No. 23 (Folsom Ranch), Special Tax Rev. Bonds, Series 2022, 5.00% 9/1/2052	2,500	2,493
Folsom Cordova Unified School Dist., School Facs. Improvement Dist. No. 1, G.O. Bonds, Capital Appreciation Bonds, 2002 Election, Series 2004-B, National insured, 0% 10/1/2026	1,000	902
Folsom Cordova Unified School Dist., School Facs. Improvement Dist. No. 3, G.O. Bonds, 2007 Election, Series 2019-D, Assured Guaranty Municipal insured, 4.00% 10/1/2040	8,715	8,752
Folsom Cordova Unified School Dist., School Facs. Improvement Dist. No. 4, G.O. Bonds, Capital Appreciation Bonds, 2006 Election, Series 2006-A, National insured, 0% 10/1/2031	1,865	1,407
City of Fontana, Community Facs. Dist. No. 22 (Sierra Hills South), Special Tax Bonds, Series 2014, 5.00% 9/1/2030	2,080	2,104
City of Fontana, Community Facs. Dist. No. 31 (Citrus Heights North), Special Tax Rev. Ref. Bonds, Series 2018, 5.00% 9/1/2034	1,255	1,319
City of Fontana, Community Facs. Dist. No. 86 (Etiwanda Ridge), Special Tax Bonds, Series 2020, 4.00% 9/1/2029	130	131
City of Fontana, Community Facs. Dist. No. 86 (Etiwanda Ridge), Special Tax Bonds, Series 2020, 4.00% 9/1/2035	100	99
City of Fontana, Community Facs. Dist. No. 86 (Etiwanda Ridge), Special Tax Bonds, Series 2020, 4.00% 9/1/2045	700	620
City of Fontana, Community Facs. Dist. No. 87 (El Paseo), Special Tax Bonds, Series 2021, 4.00% 9/1/2041	500	454
City of Fontana, Community Facs. Dist. No. 90 (Summit at Rosena Phase 1), Special Tax Bonds, Series 2021, 4.00% 9/1/2041	1,050	960
City of Fontana, Community Facs. Dist. No. 90 (Summit at Rosena Phase 1), Special Tax Bonds, Series 2021, 4.00% 9/1/2046	450	394
City of Fontana, Community Facs. Dist. No. 90 (Summit at Rosena Phase 1), Special Tax Bonds, Series 2021, 4.00% 9/1/2051	525	447
City of Fontana, Community Facs. Dist. No. 95 (Summit at Rosena Phase 2), Special Tax Bonds, Series 2022, 5.00% 9/1/2026	175	180
City of Fontana, Community Facs. Dist. No. 95 (Summit at Rosena Phase 2), Special Tax Bonds, Series 2022, 5.00% 9/1/2027	185	193
City of Fontana, Community Facs. Dist. No. 95 (Summit at Rosena Phase 2), Special Tax Bonds, Series 2022, 5.00% 9/1/2028	195	205
City of Fontana, Community Facs. Dist. No. 95 (Summit at Rosena Phase 2), Special Tax Bonds, Series 2022, 5.00% 9/1/2029	200	213
City of Fontana, Community Facs. Dist. No. 95 (Summit at Rosena Phase 2), Special Tax Bonds, Series 2022, 4.25% 9/1/2037	1,000	982
City of Fontana, Community Facs. Dist. No. 95 (Summit at Rosena Phase 2), Special Tax Bonds, Series 2022, 4.50% 9/1/2042	1,000	969

# The Tax-Exempt Fund of California (continued)

Bonds, notes & other debt instruments (continued)	Principal amount (000)	Value (000)
<b>California (continued)</b>		
Foothill/Eastern Transportation Corridor Agcy., Toll Road Rev. Ref. Bonds, Series 2013-B-2, 3.50% 1/15/2053	USD3,120	\$2,650
Foothill/Eastern Transportation Corridor Agcy., Toll Road Rev. Ref. Bonds, Series 2013-B-1, 3.95% 1/15/2053	3,500	3,268
Foothill/Eastern Transportation Corridor Agcy., Toll Road Rev. Ref. Bonds, Capital Appreciation Bonds, Series 2015-A, Assured Guaranty Municipal insured, 0% 1/15/2035	2,000	1,320
City of Fremont, Community Facs. Dist. No. 1 (Pacific Commons), Special Tax Rev. Ref. Bonds, Series 2015, 5.00% 9/1/2030	2,220	2,276
City of Fremont, Community Facs. Dist. No. 2 (Warm Springs Public Facs.), Special Tax Bonds, Series 2019, 5.00% 9/1/2044	1,000	1,019
City of Fremont, Community Facs. Dist. No. 2 (Warm Springs Public Facs.), Special Tax Bonds, Series 2019, 5.00% 9/1/2049	1,550	1,573
Fresno Unified School Dist., G.O. Bonds, 2020 Election, Series 2021-A, 3.00% 8/1/2055	2,000	1,494
Fresno Unified School Dist., G.O. Bonds, 2020 Election, Series 2022-B, 4.00% 8/1/2055	6,535	6,430
Fresno Unified School Dist., G.O. Rev. Ref. Bonds, Series 2016-A, 4.00% 8/1/2034	3,000	3,078
G.O. Bonds, Series 2020, 5.00% 3/1/2030	1,000	1,145
G.O. Bonds, Series 2021, 5.00% 12/1/2031	750	798
G.O. Bonds, Series 2015, 5.25% 8/1/2032	1,475	1,541
G.O. Bonds, Series 2021, 5.00% 12/1/2032	310	330
G.O. Bonds, Series 2023, 5.00% 10/1/2034	5,845	6,994
G.O. Bonds, Series 2021, 5.00% 12/1/2034	310	328
G.O. Bonds, Series 2023, 5.00% 10/1/2035	2,255	2,683
G.O. Bonds, Series 2020, 4.00% 11/1/2041	500	502
G.O. Bonds, Series 2021, 3.00% 12/1/2046	4,085	3,304
G.O. Bonds, Series 2021, 5.00% 12/1/2046	990	1,087
G.O. Bonds, Series 2023, 4.00% 10/1/2050	2,080	2,077
G.O. Bonds, Series 2020, 3.00% 11/1/2050	3,850	3,003
G.O. Rev. Ref. Bonds, Series 2021, 5.00% 12/1/2030	815	946
G.O. Rev. Ref. Bonds, Series 2020, 4.00% 3/1/2036	1,790	1,871
G.O. Rev. Ref. Bonds, Series 2023, 5.00% 10/1/2036	2,005	2,372
G.O. Rev. Ref. Bonds, Series 2020, 3.00% 11/1/2040	1,000	865
City of Garden Grove, Successor Agcy. to the Community Dev. Agcy., Tax Allocation Bonds, Series 2016, BAM insured, 5.00% 10/1/2029	1,500	1,584
City of Glendale, Successor Agcy. to the Redev. Agcy., Tax Allocation Rev. Ref. Bonds (Central Glendale Redev. Project), Series 2016, BAM insured, 4.00% 12/1/2023	500	501
Golden State Tobacco Securitization Corp., Enhanced Tobacco Settlement Asset-Backed Bonds, Series 2015-A, 5.00% 6/1/2032 (preref. 6/1/2025)	3,250	3,373
Golden State Tobacco Securitization Corp., Enhanced Tobacco Settlement Asset-Backed Bonds, Series 2015-A, 5.00% 6/1/2033 (preref. 6/1/2025)	1,950	2,024
Golden State Tobacco Securitization Corp., Enhanced Tobacco Settlement Asset-Backed Bonds, Capital Appreciation Bonds, Series 2005-A, AMBAC insured, 0% 6/1/2027 (escrowed to maturity)	2,730	2,451
Golden State Tobacco Securitization Corp., Enhanced Tobacco Settlement Asset-Backed Bonds, Capital Appreciation Bonds, Series 2021-B-2, 0% 6/1/2066	15,005	1,617
Golden State Tobacco Securitization Corp., Tobacco Settlement Asset-Backed Bonds, Series 2022-A-1, 5.00% 6/1/2051	2,000	2,084
Golden Valley Unified School Dist., Community Facs. Dist. No. 2017-1, Improvement Area No. 1, Special Tax Bonds, Series 2019, 5.00% 9/1/2031	150	159
Golden Valley Unified School Dist., Community Facs. Dist. No. 2017-1, Improvement Area No. 1, Special Tax Bonds, Series 2019, 5.00% 9/1/2032	160	170
Golden Valley Unified School Dist., Community Facs. Dist. No. 2017-1, Improvement Area No. 1, Special Tax Bonds, Series 2019, 5.00% 9/1/2044	1,125	1,149
Golden Valley Unified School Dist., Community Facs. Dist. No. 2017-1, Improvement Area No. 1, Special Tax Bonds, Series 2019, 5.00% 9/1/2049	1,430	1,453
Golden Valley Unified School Dist., Fin. Auth., Local Agcy. Rev. Bonds, Series 2021-A, 3.00% 9/1/2024	125	122
Golden Valley Unified School Dist., Fin. Auth., Local Agcy. Rev. Bonds, Series 2021-A, 3.00% 9/1/2025	130	125
Golden Valley Unified School Dist., Fin. Auth., Local Agcy. Rev. Bonds, Series 2021-A, 4.00% 9/1/2026	135	134
Golden Valley Unified School Dist., Fin. Auth., Local Agcy. Rev. Bonds, Series 2021-A, 4.00% 9/1/2027	140	139
Golden Valley Unified School Dist., Fin. Auth., Local Agcy. Rev. Bonds, Series 2021-A, 4.00% 9/1/2028	145	144
Golden Valley Unified School Dist., Fin. Auth., Local Agcy. Rev. Bonds, Series 2021-A, 4.00% 9/1/2029	150	150
Golden Valley Unified School Dist., Fin. Auth., Local Agcy. Rev. Bonds, Series 2021-A, 4.00% 9/1/2030	155	153
Golden Valley Unified School Dist., Fin. Auth., Local Agcy. Rev. Bonds, Series 2021-A, 4.00% 9/1/2032	170	167
Golden Valley Unified School Dist., Fin. Auth., Local Agcy. Rev. Bonds, Series 2021-A, 4.00% 9/1/2046	470	407
Golden Valley Unified School Dist., Fin. Auth., Local Agcy. Rev. Bonds, Series 2021-A, 4.00% 9/1/2051	650	545
Golden Valley Unified School Dist., Fin. Auth., Local Agcy. Rev. Bonds, Series 2021-A, 4.00% 9/1/2056	1,000	824



# The Tax-Exempt Fund of California (continued)

Bonds, notes & other debt instruments (continued)	Principal amount (000)	Value (000)
<b>California (continued)</b>		
Grossmont Union High School Dist., G.O. Bonds, Capital Appreciation Bonds, 2004 Election, Series 2008, 0% 8/1/2032	USD7,000	\$ 5,111
Hartnell Community College Dist., G.O. Bonds, 2016 Election, Series 2017-A, 4.00% 8/1/2047	4,555	4,538
Hastings Campus Housing Fin. Auth., Campus Housing Rev. Green Bonds, Series 2020-A, 5.00% 7/1/2061 <sup>3</sup>	1,500	1,214
Hayward Unified School Dist., G.O. Bonds, 2018 Election, Series 2020, Assured Guaranty Municipal insured, 4.00% 8/1/2050	1,000	972
Hayward Unified School Dist., G.O. Bonds, 2019 Election, Series 2019-A, BAM insured, 5.00% 8/1/2044	8,000	8,546
Hayward Unified School Dist., G.O. Bonds, 2019 Election, Series 2019-A, BAM insured, 4.00% 8/1/2048	2,000	1,957
Hayward Unified School Dist., G.O. Rev. Ref. Bonds, 2019 Election, Series 2019-A, BAM insured, 5.00% 8/1/2040	1,000	1,076
Health Facs. Fncg. Auth., Rev. Bonds (Cedars-Sinai Medical Center), Series 2021-A, 4.00% 8/15/2048	8,000	7,903
Health Facs. Fncg. Auth., Rev. Bonds (Children's Hospital of Orange County), Series 2021-A, 4.00% 11/1/2035	1,365	1,418
Health Facs. Fncg. Auth., Rev. Bonds (Children's Hospital of Orange County), Series 2021-B, 4.00% 11/1/2035	1,500	1,558
Health Facs. Fncg. Auth., Rev. Bonds (Children's Hospital of Orange County), Series 2021-A, 4.00% 11/1/2036	1,150	1,179
Health Facs. Fncg. Auth., Rev. Bonds (CommonSpirit Health), Series 2020-A, 4.00% 4/1/2049	2,000	1,849
Health Facs. Fncg. Auth., Rev. Bonds (El Camino Hospital), Series 2017, 5.00% 2/1/2025	755	773
Health Facs. Fncg. Auth., Rev. Bonds (El Camino Hospital), Series 2017, 5.00% 2/1/2042	2,500	2,585
Health Facs. Fncg. Auth., Rev. Bonds (Marshall Medical Center), Series 2020-A, 4.00% 11/1/2040	4,500	4,537
Health Facs. Fncg. Auth., Rev. Bonds (Marshall Medical Center), Series 2020-A, 5.00% 11/1/2050	1,000	1,064
Health Facs. Fncg. Auth., Rev. Bonds (Presbyterian Homes and Services, Inc.), Series 2015, 5.00% 7/1/2031	400	417
Health Facs. Fncg. Auth., Rev. Bonds (Presbyterian Homes and Services, Inc.), Series 2015, 5.00% 7/1/2039	400	413
Health Facs. Fncg. Auth., Rev. Bonds (Providence St. Joseph Health), Series 2016-A, 4.00% 10/1/2034	500	507
Health Facs. Fncg. Auth., Rev. Bonds (Providence St. Joseph Health), Series 2016-B-3, 2.00% 10/1/2036 (put 10/1/2025)	1,000	963
Health Facs. Fncg. Auth., Rev. Bonds (Sutter Health), Series 2018-A, 5.00% 11/15/2035	1,500	1,607
Health Facs. Fncg. Auth., Rev. Bonds (Sutter Health), Series 2018-A, 5.00% 11/15/2036	1,000	1,065
Health Facs. Fncg. Auth., Rev. Ref. Bonds (El Camino Hospital), Series 2015-A, 5.00% 2/1/2030	3,000	3,088
Health Facs. Fncg. Auth., Rev. Ref. Bonds (Stanford Health Care), Series 2017-A, 5.00% 11/15/2034	2,675	2,906
Health Facs. Fncg. Auth., Rev. Ref. Bonds (Sutter Health), Series 2016-B, 5.00% 11/15/2035	1,000	1,061
Health Facs. Fncg. Auth., Social Rev. Bonds (On Lok Senior Health Services), Series 2020, 5.00% 8/1/2040	1,740	1,802
Health Facs. Fncg. Auth., Social Rev. Bonds (On Lok Senior Health Services), Series 2020, 5.00% 8/1/2050	1,500	1,523
Health Facs. Fncg. Auth., Social Rev. Bonds (On Lok Senior Health Services), Series 2020, 5.00% 8/1/2055	1,500	1,518
Hemet Unified School Dist., Community Facs. Dist. 2005-6, Special Tax Rev. Ref. Bonds, Series 2021, 4.00% 9/1/2024	195	195
Hemet Unified School Dist., Community Facs. Dist. 2005-6, Special Tax Rev. Ref. Bonds, Series 2021, 4.00% 9/1/2027	240	240
Hemet Unified School Dist., Community Facs. Dist. 2005-6, Special Tax Rev. Ref. Bonds, Series 2021, 4.00% 9/1/2029	275	277
Hemet Unified School Dist., Community Facs. Dist. 2005-6, Special Tax Rev. Ref. Bonds, Series 2021, 4.00% 9/1/2031	310	310
Hemet Unified School Dist., Community Facs. Dist. 2005-6, Special Tax Rev. Ref. Bonds, Series 2021, 4.00% 9/1/2034	375	375
Hemet Unified School Dist., Community Facs. Dist. 2005-6, Special Tax Rev. Ref. Bonds, Series 2021, 4.00% 9/1/2036	225	219
Hemet Unified School Dist., Fncg. Auth., Special Tax Rev. Ref. Bonds, Series 2015, 5.00% 9/1/2024	225	228
Hemet Unified School Dist., Fncg. Auth., Special Tax Rev. Ref. Bonds, Series 2015, 5.00% 9/1/2028	1,220	1,249
Hemet Unified School Dist., Fncg. Auth., Special Tax Rev. Ref. Bonds, Series 2015, 5.00% 9/1/2032	540	551
Hemet Unified School Dist., Fncg. Auth., Special Tax Rev. Ref. Bonds, Series 2015, 5.00% 9/1/2033	580	591
Hemet Unified School Dist., Fncg. Auth., Special Tax Rev. Ref. Bonds, Series 2015, 5.00% 9/1/2034	350	357
Hemet Unified School Dist., Fncg. Auth., Special Tax Rev. Ref. Bonds, Series 2015, 5.00% 9/1/2039	1,850	1,870
Housing Fin. Agcy., Municipal Certs., Series 2019-A-2, 4.00% 3/20/2033	23,421	22,957
Housing Fin. Agcy., Municipal Certs., Series 2019-1, Class X, interest only, 0.29% 1/15/2035 <sup>2,4</sup>	13,450	195
Housing Fin. Agcy., Municipal Certs., Series 2019-A-1, 4.25% 1/15/2035	1,410	1,412
Housing Fin. Agcy., Municipal Certs., Series 2021-1, Class X, interest only, 0.825% 3/25/2035 <sup>2,4</sup>	17,893	909
Housing Fin. Agcy., Municipal Certs., Series 2021-1, Class X, interest only, 0.797% 11/20/2035 <sup>2,4</sup>	9,252	472
Housing Fin. Agcy., Municipal Certs., Series 2021-A-1, 3.50% 11/20/2035	21,423	20,073
Housing Fin. Agcy., Municipal Certs., Series 2021-A-3, 3.25% 8/20/2036	6,968	6,310
Housing Fin. Agcy., Municipal Certs., Series 2023-1, Class A, 4.375% 9/20/2036	13,136	13,071
Imperial Community College Dist., G.O. Bonds, 2022 Election, Series 2023-A, Assured Guaranty Municipal insured, 5.00% 8/1/2048	1,000	1,102
Imperial Community College Dist., G.O. Bonds, 2022 Election, Series 2023-A, Assured Guaranty Municipal insured, 5.25% 8/1/2053	1,500	1,682
Imperial Irrigation Dist., Electric System Rev. Ref. Bonds, Series 2017, 4.00% 11/1/2036	4,540	4,609
Imperial Irrigation Dist., Electric System Rev. Ref. Bonds, Series 2017, 4.00% 11/1/2041	5,650	5,677



# The Tax-Exempt Fund of California (continued)

Bonds, notes & other debt instruments (continued)	Principal amount (000)	Value (000)
<b>California (continued)</b>		
Imperial Irrigation Dist., Electric System Rev. Ref. Bonds, Series 2016-B-2, 5.00% 11/1/2041	USD1,425	\$ 1,492
Independent Cities Fin. Auth., Mobile Home Park Rev. Ref. Bonds (San Juan Mobile Estates), Series 2015, 5.00% 8/15/2030	2,000	2,049
City of Indian Wells, Successor Agcy. to the Redev. Agcy., Tax Allocation Rev. Ref. Bonds (Consolidated Whitewater Redev. Project Area), Series 2016-A, National insured, 4.00% 9/1/2030	1,250	1,282
City of Indian Wells, Successor Agcy. to the Redev. Agcy., Tax Allocation Rev. Ref. Bonds (Consolidated Whitewater Redev. Project Area), Series 2016-A, National insured, 4.00% 9/1/2031	1,250	1,277
Infrastructure and Econ. Dev. Bank, Charter School Rev. Bonds (Equitable School Revolving Fund), Series 2019-B, 5.00% 11/1/2039	300	313
Infrastructure and Econ. Dev. Bank, Charter School Rev. Bonds (Equitable School Revolving Fund), Series 2019-B, 5.00% 11/1/2044	350	361
Infrastructure and Econ. Dev. Bank, Charter School Rev. Bonds (Equitable School Revolving Fund), Series 2020-B, 4.00% 11/1/2045	850	785
Infrastructure and Econ. Dev. Bank, Charter School Rev. Bonds (Equitable School Revolving Fund), Series 2019-B, 5.00% 11/1/2049	1,625	1,667
Infrastructure and Econ. Dev. Bank, Charter School Rev. Bonds (Equitable School Revolving Fund), Series 2020-B, 4.00% 11/1/2050	860	771
Infrastructure and Econ. Dev. Bank, Charter School Rev. Bonds (Equitable School Revolving Fund), Series 2020-B, 4.00% 11/1/2055	915	799
Infrastructure and Econ. Dev. Bank, Rev. Bonds (Brightline West Passenger Rail Project), Series 2020-A, AMT, 3.65% 1/1/2050 (put 1/31/2024) <sup>3</sup>	4,305	4,287
Infrastructure and Econ. Dev. Bank, Rev. Bonds (Stanford Consortium Project), Series 2016-A, 5.00% 5/15/2030	1,080	1,151
Infrastructure and Econ. Dev. Bank, Rev. Bonds (Stanford Consortium Project), Series 2016-A, 5.00% 5/15/2032	1,140	1,214
Infrastructure and Econ. Dev. Bank, Rev. Bonds (Stanford Consortium Project), Series 2016-A, 5.00% 5/15/2033	1,105	1,177
Infrastructure and Econ. Dev. Bank, Rev. Bonds (The Colburn School), Series 2019, 1.75% 8/1/2055 (put 8/1/2026)	4,500	4,172
Infrastructure and Econ. Dev. Bank, Rev. Bonds (WFCS Portfolio Projects), Series 2021-A-1, 5.00% 1/1/2056 <sup>3</sup>	1,380	1,095
Infrastructure and Econ. Dev. Bank, Rev. Ref. Bonds (Segerstrom Center for the Arts), Series 2016-B, 5.00% 7/1/2026	2,000	2,090
Infrastructure and Econ. Dev. Bank, Rev. Ref. Bonds (Segerstrom Center for the Arts), Series 2016-B, 5.00% 7/1/2030	10,145	11,364
City of Inglewood, Successor Agcy. to the Redev. Agcy., Tax Allocation Bonds (Merged Redev. Project), Series 2017-A, BAM insured, 5.00% 5/1/2033	1,250	1,338
City of Inglewood, Successor Agcy. to the Redev. Agcy., Tax Allocation Bonds (Merged Redev. Project), Series 2017-A, BAM insured, 5.00% 5/1/2034	500	535
City of Inglewood, Successor Agcy. to the Redev. Agcy., Tax Allocation Bonds (Merged Redev. Project), Series 2017-A, BAM insured, 5.00% 5/1/2035	415	444
City of Inglewood, Successor Agcy. to the Redev. Agcy., Tax Allocation Bonds (Merged Redev. Project), Series 2017-A, BAM insured, 5.00% 5/1/2038	1,000	1,057
Inglewood Unified School Dist., G.O. Rev. Ref. Bonds, 2012 Election, Series 2018-B, BAM insured, 5.00% 8/1/2029	230	245
Inglewood Unified School Dist., G.O. Rev. Ref. Bonds, 2012 Election, Series 2018-B, BAM insured, 5.00% 8/1/2030	500	534
Inglewood Unified School Dist., G.O. Rev. Ref. Bonds, 2012 Election, Series 2018-B, BAM insured, 5.00% 8/1/2033	500	533
Inglewood Unified School Dist., G.O. Rev. Ref. Bonds, 2012 Election, Series 2018-B, BAM insured, 5.00% 8/1/2034	685	731
Inglewood Unified School Dist., G.O. Rev. Ref. Bonds, 2012 Election, Series 2018-B, BAM insured, 5.00% 8/1/2036	800	847
Inglewood Unified School Dist., G.O. Rev. Ref. Bonds, 2012 Election, Series 2018-B, BAM insured, 5.00% 8/1/2038	650	681
City of Irvine, Community Facs. Dist. No. 2013-3 (Great Park), Improvement Area No. 1, Special Tax Bonds, Series 2014, 5.00% 9/1/2049	1,000	1,006
City of Irvine, Community Facs. Dist. No. 2013-3 (Great Park), Improvement Area No. 4, Special Tax Bonds, Series 2016, 4.00% 9/1/2031	400	402
City of Irvine, Community Facs. Dist. No. 2013-3 (Great Park), Improvement Area No. 4, Special Tax Bonds, Series 2016, 4.00% 9/1/2033	1,615	1,621
City of Irvine, Community Facs. Dist. No. 2013-3 (Great Park), Improvement Area No. 4, Special Tax Bonds, Series 2016, 4.00% 9/1/2049	1,800	1,598
City of Irvine, Community Facs. Dist. No. 2013-3 (Great Park), Improvement Area No. 8, Special Tax Bonds, Series 2018, 5.00% 9/1/2035	550	578
City of Irvine, Community Facs. Dist. No. 2013-3 (Great Park), Improvement Area No. 8, Special Tax Bonds, Series 2018, 5.00% 9/1/2037	650	677
City of Irvine, Community Facs. Dist. No. 2013-3 (Great Park), Improvement Area No. 8, Special Tax Bonds, Series 2018, 5.00% 9/1/2038	1,000	1,038
City of Irvine, Community Facs. Dist. No. 2013-3 (Great Park), Improvement Area No. 8, Special Tax Bonds, Series 2018, Assured Guaranty Municipal insured, 5.00% 9/1/2051	1,250	1,311
City of Irvine, Facs. Fncg. Auth., Special Tax Rev. Bonds (Irvine Great Park Infrastructure Project), Series 2023-A, 5.00% 9/1/2032	880	1,041

# The Tax-Exempt Fund of California (continued)

Bonds, notes & other debt instruments (continued)	Principal amount (000)	Value (000)
<b>California (continued)</b>		
City of Irvine, Facs. Fncg. Auth., Special Tax Rev. Bonds (Irvine Great Park Infrastructure Project), Series 2023-A, BAM insured, 5.25% 9/1/2053	USD5,000	\$5,611
City of Irvine, Reassessment Dist. No. 12-1, Limited Obligation Improvement Bonds, Series 2013, 5.00% 9/2/2024	825	826
City of Irvine, Reassessment Dist. No. 12-1, Limited Obligation Improvement Bonds, Series 2013, 5.00% 9/2/2025	710	711
City of Irvine, Reassessment Dist. No. 12-1, Limited Obligation Improvement Bonds, Series 2013, 5.00% 9/2/2028	1,050	1,052
City of Irvine, Reassessment Dist. No. 12-1, Limited Obligation Improvement Bonds, Series 2015, 5.00% 9/2/2030	1,700	1,748
City of Irvine, Reassessment Dist. No. 15-2, Limited Obligation Improvement Bonds, Series 2015, 5.00% 9/2/2032	800	822
City of Irvine, Reassessment Dist. No. 15-2, Limited Obligation Improvement Bonds, Series 2015, 5.00% 9/2/2042	1,000	1,012
City of Irvine, Reassessment Dist. No. 19-1, Limited Obligation Improvement Bonds, Series 2019, 5.00% 9/2/2026	330	346
City of Irvine, Reassessment Dist. No. 19-1, Limited Obligation Improvement Bonds, Series 2019, 5.00% 9/2/2027	375	400
City of Irvine, Reassessment Dist. No. 19-1, Limited Obligation Improvement Bonds, Series 2019, 5.00% 9/2/2028	525	569
City of Irvine, Reassessment Dist. No. 19-1, Limited Obligation Improvement Bonds, Series 2019, 5.00% 9/2/2029	500	549
City of Irvine, Reassessment Dist. No. 19-1, Limited Obligation Improvement Bonds, Series 2019, 5.00% 9/2/2032	680	741
City of Irvine, Reassessment Dist. No. 19-1, Limited Obligation Improvement Bonds, Series 2019, 5.00% 9/2/2034	1,155	1,255
City of Irvine, Reassessment Dist. No. 19-1, Limited Obligation Improvement Bonds, Series 2019, 4.00% 9/2/2036	1,840	1,849
City of Irvine, Reassessment Dist. No. 19-1, Limited Obligation Improvement Bonds, Series 2019, 4.00% 9/2/2037	1,285	1,272
City of Irvine, Reassessment Dist. No. 19-1, Limited Obligation Improvement Bonds, Series 2019, 5.00% 9/2/2044	1,000	1,045
City of Irvine, Reassessment Dist. No. 21-1, Limited Obligation Improvement Bonds, Series 2021, BAM insured, 4.00% 9/2/2046	1,350	1,342
Irvine Unified School Dist., Community Facs. Dist. No. 01-1, Special Tax Rev. Ref. Bonds, Series 2015, BAM insured, 5.00% 9/1/2031	2,000	2,071
Irvine Unified School Dist., Community Facs. Dist. No. 09-1, Special Tax Bonds, Series 2017-A, BAM insured, 5.00% 9/1/2030	370	389
Irvine Unified School Dist., Community Facs. Dist. No. 09-1, Special Tax Bonds, Series 2017-B, BAM insured, 5.00% 9/1/2034	250	262
Irvine Unified School Dist., Community Facs. Dist. No. 09-1, Special Tax Bonds, Series 2019-A, BAM insured, 5.00% 9/1/2034	430	458
Irvine Unified School Dist., Community Facs. Dist. No. 09-1, Special Tax Bonds, Series 2017-B, BAM insured, 5.00% 9/1/2035	245	255
Irvine Unified School Dist., Community Facs. Dist. No. 09-1, Special Tax Bonds, Series 2019-A, BAM insured, 5.00% 9/1/2035	250	264
Irvine Unified School Dist., Community Facs. Dist. No. 09-1, Special Tax Bonds, Series 2017-B, BAM insured, 5.00% 9/1/2036	350	363
Irvine Unified School Dist., Community Facs. Dist. No. 09-1, Special Tax Bonds, Series 2019-A, BAM insured, 5.00% 9/1/2036	270	283
Irvine Unified School Dist., Community Facs. Dist. No. 09-1, Special Tax Bonds, Series 2019-A, BAM insured, 4.00% 9/1/2037	565	546
Irvine Unified School Dist., Community Facs. Dist. No. 09-1, Special Tax Bonds, Series 2017-B, BAM insured, 5.00% 9/1/2037	270	278
Irvine Unified School Dist., Community Facs. Dist. No. 09-1, Special Tax Bonds, Series 2019-A, BAM insured, 4.00% 9/1/2038	545	520
Irvine Unified School Dist., Community Facs. Dist. No. 09-1, Special Tax Bonds, Series 2019-A, BAM insured, 4.00% 9/1/2039	630	595
Irvine Unified School Dist., Community Facs. Dist. No. 09-1, Special Tax Bonds, Series 2018-A, BAM insured, 5.00% 9/1/2039	815	835
Irvine Unified School Dist., Community Facs. Dist. No. 09-1, Special Tax Bonds, Series 2018-A, BAM insured, 5.00% 9/1/2040	805	823
Irvine Unified School Dist., Community Facs. Dist. No. 09-1, Special Tax Bonds, Series 2017-B, BAM insured, 5.00% 9/1/2042	995	1,017
Irvine Unified School Dist., Community Facs. Dist. No. 09-1, Special Tax Bonds, Series 2017-C, BAM insured, 5.00% 9/1/2042	995	1,017
Irvine Unified School Dist., Community Facs. Dist. No. 09-1, Special Tax Bonds, Series 2019-A, BAM insured, 4.00% 9/1/2044	2,385	2,384
Irvine Unified School Dist., Community Facs. Dist. No. 09-1, Special Tax Bonds, Series 2018-A, BAM insured, 5.00% 9/1/2045	1,495	1,522
Irvine Unified School Dist., Community Facs. Dist. No. 09-1, Special Tax Bonds, Series 2017-C, BAM insured, 4.00% 9/1/2053	1,240	1,086
Irvine Unified School Dist., Community Facs. Dist. No. 09-1, Special Tax Bonds, Series 2017-D, BAM insured, 5.00% 3/1/2057	1,660	1,677
City of Jurupa, Community Facs. Dist. No. 52 (Eastvale Area), Special Tax Bonds, Series 2021-A, 4.00% 9/1/2050	500	427
City of Jurupa, Community Facs. Dist. No. 54 (Eastvale Area), Special Tax Bonds, Series 2021-A, 4.00% 9/1/2041	420	378
City of Jurupa, Community Facs. Dist. No. 54 (Eastvale Area), Special Tax Bonds, Series 2021-A, 4.00% 9/1/2046	450	393
City of Jurupa, Community Facs. Dist. No. 54 (Eastvale Area), Special Tax Bonds, Series 2021-A, 4.00% 9/1/2051	875	741

# The Tax-Exempt Fund of California (continued)

Bonds, notes & other debt instruments (continued)	Principal amount (000)	Value (000)
<b>California (continued)</b>		
City of Jurupa, Community Facs. Dist. No. 55 (Eastvale Area), Special Tax Bonds, Series 2020-A, 4.00% 9/1/2045	USD500	\$ 441
City of Jurupa, Community Facs. Dist. No. 55 (Eastvale Area), Special Tax Bonds, Series 2020-A, 4.00% 9/1/2050	500	429
City of Jurupa, Public Fncg. Auth., Special Tax Rev. Bonds, Series 2014-A, 5.00% 9/1/2027	2,000	2,039
City of Jurupa, Public Fncg. Auth., Special Tax Rev. Bonds, Series 2014-A, 5.00% 9/1/2042	1,000	1,010
City of Jurupa, Public Fncg. Auth., Special Tax Rev. Ref. Bonds, Series 2020-A, BAM insured, 4.00% 9/1/2029	1,755	1,848
Jurupa Unified School Dist., Community Facs. Dist. No. 11, Special Tax Bonds, Series 2018-B, 5.00% 9/1/2043	1,165	1,189
Jurupa Unified School Dist., Community Facs. Dist. No. 11, Special Tax Bonds, Series 2018-B, 5.00% 9/1/2048	2,265	2,301
Jurupa Unified School Dist., Community Facs. Dist. No. 17, Special Tax Bonds, Series 2018-A, 5.00% 9/1/2048	1,815	1,844
County of Kern, RNR School Fncg. Auth., Community Facs. Dist. No. 92-1, Special Tax Bonds, Series 2017-A, BAM insured, 5.00% 9/1/2037	1,500	1,557
La Mesa-Spring Valley School Dist., G.O. Bonds, 2020 Election, Series 2021-A, BAM insured, 4.00% 8/1/2046	965	956
City of La Quinta, Successor Agcy. to the Redev. Agcy., Tax Allocation Rev. Ref. Bonds (Redev. Project Area Nos. 1 and 2), Series 2013-A, 5.00% 9/1/2028 (preref. 9/1/2023)	630	631
City of La Quinta, Successor Agcy. to the Redev. Agcy., Tax Allocation Rev. Ref. Bonds (Redev. Project Area Nos. 1 and 2), Series 2014-A, 5.00% 9/1/2029 (preref. 9/1/2024)	1,000	1,021
City of La Quinta, Successor Agcy. to the Redev. Agcy., Tax Allocation Rev. Ref. Bonds (Redev. Project Area Nos. 1 and 2), Series 2014-A, 5.00% 9/1/2032 (preref. 9/1/2024)	1,515	1,546
City of La Quinta, Successor Agcy. to the Redev. Agcy., Tax Allocation Rev. Ref. Bonds (Redev. Project Area Nos. 1 and 2), Series 2014-A, 5.00% 9/1/2034 (preref. 9/1/2024)	2,150	2,194
City of Lake Elsinore, Community Facs. Dist. No. 2006-1 (Summerly), Special Tax Bonds, Series 2021, 4.00% 9/1/2042	150	135
City of Lake Elsinore, Community Facs. Dist. No. 2006-1 (Summerly), Special Tax Bonds, Series 2021, 4.00% 9/1/2046	200	176
City of Lake Elsinore, Community Facs. Dist. No. 2006-1 (Summerly), Special Tax Bonds, Series 2021, 4.00% 9/1/2051	500	428
City of Lake Elsinore, Community Facs. Dist. No. 2019-1 (Westlake), Special Tax Bonds, Series 2021, 4.00% 9/1/2041	350	321
City of Lake Elsinore, Community Facs. Dist. No. 2019-1 (Westlake), Special Tax Bonds, Series 2021, 4.00% 9/1/2046	450	393
City of Lake Elsinore, Community Facs. Dist. No. 2019-1 (Westlake), Special Tax Bonds, Series 2021, 4.00% 9/1/2051	700	595
City of Lake Elsinore, Public Fncg. Auth., Local Agcy. Rev. Ref. Bonds, Series 2015, 5.00% 9/1/2024	645	653
City of Lake Elsinore, Public Fncg. Auth., Local Agcy. Rev. Ref. Bonds, Series 2015, 5.00% 9/1/2025	1,360	1,395
City of Lake Elsinore, Public Fncg. Auth., Local Agcy. Rev. Ref. Bonds, Series 2015, 5.00% 9/1/2029	1,370	1,413
City of Lake Elsinore, School Fncg. Auth., Special Tax Rev. Bonds, Series 2017-A, BAM insured, 5.00% 9/1/2030	500	543
Lake Elsinore Unified School Dist., Community Facs. Dist. No. 2006-02, Improvement Area No. B, Special Tax Bonds, Series 2019, BAM insured, 5.00% 9/1/2035	100	111
Lake Elsinore Unified School Dist., Community Facs. Dist. No. 2006-02, Improvement Area No. B, Special Tax Bonds, Series 2019, BAM insured, 5.00% 9/1/2036	170	187
Lake Elsinore Unified School Dist., Community Facs. Dist. No. 2006-02, Improvement Area No. B, Special Tax Bonds, Series 2019, BAM insured, 5.00% 9/1/2037	180	197
Lake Elsinore Unified School Dist., Community Facs. Dist. No. 2006-02, Improvement Area No. B, Special Tax Bonds, Series 2019, BAM insured, 5.00% 9/1/2038	150	163
Lake Elsinore Unified School Dist., Community Facs. Dist. No. 2006-02, Improvement Area No. B, Special Tax Bonds, Series 2019, BAM insured, 5.00% 9/1/2039	120	130
Lake Elsinore Unified School Dist., Community Facs. Dist. No. 2006-02, Improvement Area No. B, Special Tax Bonds, Series 2019, BAM insured, 5.00% 9/1/2047	2,250	2,415
Lammersville Joint Unified School Dist., Community Facs. Dist. No. 2014-1, Special Tax Bonds, Series 2020, 4.00% 9/1/2040	80	74
Lammersville Joint Unified School Dist., Community Facs. Dist. No. 2014-1, Special Tax Bonds, Series 2020, 4.00% 9/1/2045	175	154
Lammersville Joint Unified School Dist., Community Facs. Dist. No. 2014-1, Special Tax Bonds, Series 2020, 4.00% 9/1/2049	425	365
Lammersville Joint Unified School Dist., Community Facs. Dist. No. 2019-1 (Mountain House School Facs.), Special Tax Bonds, Series 2022, 4.00% 9/1/2042	1,500	1,360
City of Lee Lake, Public Fncg. Auth., Special Tax Rev. Ref. Bonds, Series 2013-A, 5.25% 9/1/2027	2,000	2,004
Lodi Unified School Dist., G.O. Bonds, 2016 Election, Series 2021, 3.00% 8/1/2046	2,000	1,568
City of Long Beach, Harbor Rev. Bonds, Series 2017-A, AMT, 5.00% 5/15/2031	1,210	1,286
City of Long Beach, Harbor Rev. Bonds, Series 2017-A, AMT, 5.00% 5/15/2032	1,750	1,859
City of Long Beach, Harbor Rev. Bonds, Series 2017-A, AMT, 5.00% 5/15/2033	1,350	1,434
City of Long Beach, Harbor Rev. Bonds, Series 2017-B, AMT, 5.00% 5/15/2043	500	521
City of Long Beach, Marina Rev. Bonds (Alamitos Bay Marina Project), Series 2015, 5.00% 5/15/2034	1,125	1,152
City of Long Beach, Marina Rev. Bonds (Alamitos Bay Marina Project), Series 2015, 5.00% 5/15/2045	1,225	1,238

# The Tax-Exempt Fund of California (continued)

Bonds, notes & other debt instruments (continued)	Principal amount (000)	Value (000)
<b>California (continued)</b>		
Long Beach Community College Dist., G.O. Bonds, 2016 Election, Series 2019-C, 4.00% 8/1/2045	USD1,000	\$ 994
Long Beach Unified School Dist., G.O. Bonds, 2008 Election, Series 2017-E, 5.00% 8/1/2040	3,655	3,838
Long Beach Unified School Dist., G.O. Bonds, 2016 Election, Series 2023-C, 4.00% 8/1/2053	14,900	14,568
City of Los Angeles, Community Facs. Dist. No. 11 (Ponte Vista), Special Tax Bonds, Series 2021, 4.00% 9/1/2038	1,000	934
City of Los Angeles, Community Facs. Dist. No. 11 (Ponte Vista), Special Tax Bonds, Series 2021, 4.00% 9/1/2046	1,650	1,438
City of Los Angeles, Community Facs. Dist. No. 4 (Playa Vista - Phase 1), Special Tax Rev. Ref. Bonds, Series 2014, 5.00% 9/1/2026	980	1,002
City of Los Angeles, Community Facs. Dist. No. 4 (Playa Vista - Phase 1), Special Tax Rev. Ref. Bonds, Series 2014, 5.00% 9/1/2027	1,965	2,012
City of Los Angeles, Community Facs. Dist. No. 4 (Playa Vista - Phase 1), Special Tax Rev. Ref. Bonds, Series 2014, 5.00% 9/1/2028	1,670	1,714
City of Los Angeles, Dept. of Airports, Los Angeles International Airport, Rev. and Rev. Ref. Bonds, Series 2021-A, AMT, 5.00% 5/15/2028	1,250	1,343
City of Los Angeles, Dept. of Airports, Los Angeles International Airport, Rev. and Rev. Ref. Bonds, Series 2022-C, AMT, 5.00% 5/15/2029	1,020	1,112
City of Los Angeles, Dept. of Airports, Los Angeles International Airport, Rev. and Rev. Ref. Bonds, Series 2022-C, AMT, 5.00% 5/15/2033	2,500	2,809
City of Los Angeles, Dept. of Airports, Los Angeles International Airport, Rev. and Rev. Ref. Bonds, Series 2021-A, AMT, 5.00% 5/15/2051	3,925	4,091
City of Los Angeles, Dept. of Airports, Los Angeles International Airport, Rev. Bonds, Series 2015-A, AMT, 5.00% 5/15/2027	1,250	1,281
City of Los Angeles, Dept. of Airports, Los Angeles International Airport, Rev. Bonds, Series 2018-C, AMT, 5.00% 5/15/2028	2,175	2,337
City of Los Angeles, Dept. of Airports, Los Angeles International Airport, Rev. Bonds, Series 2022-A, AMT, 5.00% 5/15/2028	1,500	1,612
City of Los Angeles, Dept. of Airports, Los Angeles International Airport, Rev. Bonds, Series 2015-A, AMT, 5.00% 5/15/2029	1,560	1,598
City of Los Angeles, Dept. of Airports, Los Angeles International Airport, Rev. Bonds, Series 2016-B, AMT, 5.00% 5/15/2029	1,450	1,508
City of Los Angeles, Dept. of Airports, Los Angeles International Airport, Rev. Bonds, Series 2018-D, AMT, 5.00% 5/15/2029	2,550	2,779
City of Los Angeles, Dept. of Airports, Los Angeles International Airport, Rev. Bonds, Series 2018-D, AMT, 5.00% 5/15/2031	4,675	5,067
City of Los Angeles, Dept. of Airports, Los Angeles International Airport, Rev. Bonds, Series 2019-A, AMT, 5.00% 5/15/2031	2,345	2,542
City of Los Angeles, Dept. of Airports, Los Angeles International Airport, Rev. Bonds, Series 2017-A, AMT, 5.00% 5/15/2032	1,000	1,053
City of Los Angeles, Dept. of Airports, Los Angeles International Airport, Rev. Bonds, Series 2018-B, AMT, 5.00% 5/15/2032	3,825	4,084
City of Los Angeles, Dept. of Airports, Los Angeles International Airport, Rev. Bonds, Series 2018-C, AMT, 5.00% 5/15/2032	3,450	3,655
City of Los Angeles, Dept. of Airports, Los Angeles International Airport, Rev. Bonds, Series 2016-B, AMT, 5.00% 5/15/2033	500	519
City of Los Angeles, Dept. of Airports, Los Angeles International Airport, Rev. Bonds, Series 2017-A, AMT, 5.00% 5/15/2033	1,000	1,053
City of Los Angeles, Dept. of Airports, Los Angeles International Airport, Rev. Bonds, Series 2018-A, AMT, 5.00% 5/15/2033	1,255	1,339
City of Los Angeles, Dept. of Airports, Los Angeles International Airport, Rev. Bonds, Series 2020-C, AMT, 5.00% 5/15/2033	1,000	1,100
City of Los Angeles, Dept. of Airports, Los Angeles International Airport, Rev. Bonds, Series 2017-A, AMT, 5.00% 5/15/2034	1,250	1,314
City of Los Angeles, Dept. of Airports, Los Angeles International Airport, Rev. Bonds, Series 2022-H, AMT, 5.00% 5/15/2034	1,000	1,116
City of Los Angeles, Dept. of Airports, Los Angeles International Airport, Rev. Bonds, Series 2017-A, AMT, 5.00% 5/15/2035	1,000	1,048
City of Los Angeles, Dept. of Airports, Los Angeles International Airport, Rev. Bonds, Series 2018-A, AMT, 5.00% 5/15/2036	1,345	1,419
City of Los Angeles, Dept. of Airports, Los Angeles International Airport, Rev. Bonds, Series 2017-A, AMT, 5.00% 5/15/2037	1,260	1,308
City of Los Angeles, Dept. of Airports, Los Angeles International Airport, Rev. Bonds, Series 2018-A, AMT, 5.00% 5/15/2037	3,450	3,618
City of Los Angeles, Dept. of Airports, Los Angeles International Airport, Rev. Bonds, Series 2021-D, AMT, 3.00% 5/15/2040	3,825	3,168

# The Tax-Exempt Fund of California (continued)

Bonds, notes & other debt instruments (continued)	Principal amount (000)	Value (000)
<b>California (continued)</b>		
City of Los Angeles, Dept. of Airports, Los Angeles International Airport, Rev. Bonds, Series 2021-D, AMT, 3.00% 5/15/2040 (preref. 11/15/2031)	USD175	\$ 171
City of Los Angeles, Dept. of Airports, Los Angeles International Airport, Rev. Bonds, Series 2018-D, AMT, 5.00% 5/15/2043	3,000	3,120
City of Los Angeles, Dept. of Airports, Los Angeles International Airport, Rev. Bonds, Series 2020-C, AMT, 5.00% 5/15/2045	1,500	1,573
City of Los Angeles, Dept. of Airports, Los Angeles International Airport, Rev. Bonds, Series 2022-H, AMT, 5.50% 5/15/2047	3,750	4,111
City of Los Angeles, Dept. of Airports, Los Angeles International Airport, Rev. Bonds, Series 2019-F, AMT, 3.00% 5/15/2049	5,000	3,729
City of Los Angeles, Dept. of Airports, Los Angeles International Airport, Rev. Green Bonds, Series 2022-G, AMT, 5.00% 5/15/2047	3,000	3,161
City of Los Angeles, Dept. of Airports, Los Angeles International Airport, Rev. Ref. Bonds, Series 2018-B, AMT, 5.00% 5/15/2033	3,145	3,356
City of Los Angeles, Dept. of Airports, Los Angeles International Airport, Rev. Ref. Bonds, Series 2022-E, 4.00% 5/15/2037	685	720
City of Los Angeles, Dept. of Airports, Los Angeles International Airport, Rev. Ref. Bonds, Series 2022-C, AMT, 3.25% 5/15/2049	3,505	2,764
City of Los Angeles, Dept. of Water and Power, Power System Rev. Bonds, Series 2021-B, 5.00% 7/1/2041	6,335	7,042
City of Los Angeles, Dept. of Water and Power, Power System Rev. Bonds, Series 2020-B, 5.00% 7/1/2045	2,025	2,203
City of Los Angeles, Dept. of Water and Power, Power System Rev. Bonds, Series 2020-B, 5.00% 7/1/2050	6,480	6,984
City of Los Angeles, Dept. of Water and Power, Power System Rev. Bonds, Series 2021-C, 5.00% 7/1/2051	4,150	4,508
City of Los Angeles, Dept. of Water and Power, Power System Rev. Bonds, Series 2022-A, 5.00% 7/1/2051	5,900	6,408
City of Los Angeles, Dept. of Water and Power, Power System Rev. Bonds, Series 2022-B, 5.00% 7/1/2052	3,840	4,202
City of Los Angeles, Dept. of Water and Power, Power System Rev. Bonds, Series 2022-C, 5.00% 7/1/2052	2,100	2,288
City of Los Angeles, Dept. of Water and Power, Water System Rev. Bonds, Series 2023-A, 5.00% 7/1/2025	150	156
City of Los Angeles, Dept. of Water and Power, Water System Rev. Bonds, Series 2023-A, 5.00% 7/1/2026	1,000	1,064
City of Los Angeles, Dept. of Water and Power, Water System Rev. Bonds, Series 2023-A, 5.00% 7/1/2037	1,285	1,516
City of Los Angeles, Dept. of Water and Power, Water System Rev. Bonds, Series 2023-A, 5.00% 7/1/2038	1,810	2,121
City of Los Angeles, Dept. of Water and Power, Water System Rev. Bonds, Series 2023-A, 5.00% 7/1/2049	6,000	6,665
City of Los Angeles, Dept. of Water and Power, Water System Rev. Bonds, Series 2022-B, 5.00% 7/1/2052	2,500	2,728
City of Los Angeles, Dept. of Water and Power, Water System Rev. Bonds, Series 2022-D, 5.00% 7/1/2052	7,000	7,670
County of Los Angeles, Community Facs. Dist. No. 2021-01 (Valencia Facs.), Improvement Area No. 1, Special Tax Bonds, Series 2022, 5.00% 9/1/2047	905	912
County of Los Angeles, Community Facs. Dist. No. 2021-01 (Valencia Facs.), Improvement Area No. 1, Special Tax Bonds, Series 2022, 5.00% 9/1/2052	1,610	1,610
County of Los Angeles, Dev. Auth., Multi Family Housing Rev. Bonds (West LA VA - Building 156 & 157 Apartments), Series 2023-C, 3.75% 12/1/2046 (put 12/1/2026)	1,290	1,291
County of Los Angeles, Metropolitan Transportation Auth., Measure R Sales Tax Rev. Ref. Green Bonds, Series 2020-A, 4.00% 6/1/2035	1,385	1,467
County of Los Angeles, Metropolitan Transportation Auth., Measure R Sales Tax Rev. Ref. Green Bonds, Series 2020-A, 4.00% 6/1/2036	1,500	1,578
County of Los Angeles, Metropolitan Transportation Auth., Measure R Sales Tax Rev. Ref. Green Bonds, Series 2020-A, 4.00% 6/1/2037	1,500	1,566
County of Los Angeles, Redev. Ref. Auth., Tax Allocation Rev. Ref. Bonds (Bunker Hill Project), Series 2014-C, Assured Guaranty Municipal insured, 5.00% 12/1/2027	1,000	1,029
Los Angeles County Facs., Inc., Lease Rev. Bonds (Vermont Corridor County Administration Building), Series 2018-A, 5.00% 12/1/2043	1,000	1,071
Los Angeles County Facs., Inc., Lease Rev. Bonds (Vermont Corridor County Administration Building), Series 2018-A, 5.00% 12/1/2051	910	964
Los Angeles Unified School Dist., G.O. Dedicated Unlimited Ad Valorem Property Tax Bonds, Series 2018-B-1, 2008 Election, 5.00% 7/1/2034	1,175	1,287
Los Angeles Unified School Dist., G.O. Dedicated Unlimited Ad Valorem Property Tax Bonds, Series 2020-RYQ, 4.00% 7/1/2044	1,000	1,006
Los Angeles Unified School Dist., G.O. Rev. Ref. Bonds, Series 2019-A, 3.00% 1/1/2034	1,785	1,707
Lynwood Unified School Dist., G.O. Bonds, 2012 Election, Series 2021-E, BAM Insured, 3.00% 8/1/2048	3,260	2,541
Lynwood Unified School Dist., G.O. Bonds, 2016 Election, Series 2020-B, BAM Insured, 4.00% 8/1/2049	3,500	3,435
M-S-R Energy Auth., Gas Rev. Bonds, Series 2009-B, 6.50% 11/1/2039	2,110	2,574
City of Menifee, Community Facs. Dist. No. 2020-1 (McCall Mesa), Special Tax Bonds, Series 2022-A, 4.00% 9/1/2029	175	174
City of Menifee, Community Facs. Dist. No. 2020-1 (McCall Mesa), Special Tax Bonds, Series 2022-A, 4.00% 9/1/2037	500	471



# The Tax-Exempt Fund of California (continued)

Bonds, notes & other debt instruments (continued)	Principal amount (000)	Value (000)
<b>California (continued)</b>		
City of Menifee, Community Facs. Dist. No. 2020-1 (McCall Mesa), Special Tax Bonds, Series 2022-A, 4.00% 9/1/2051	USD1,435	\$1,227
Menifee Union School Dist., Community Facs. Dist. No. 2006-2, Special Tax Bonds, Series 2020, 4.00% 9/1/2024	180	180
Menifee Union School Dist., Community Facs. Dist. No. 2006-2, Special Tax Bonds, Series 2020, 4.00% 9/1/2025	190	189
Menifee Union School Dist., Community Facs. Dist. No. 2006-2, Special Tax Bonds, Series 2020, 4.00% 9/1/2026	170	170
Menifee Union School Dist., Community Facs. Dist. No. 2006-2, Special Tax Bonds, Series 2020, 4.00% 9/1/2027	205	206
Menifee Union School Dist., Community Facs. Dist. No. 2006-2, Special Tax Bonds, Series 2020, 4.00% 9/1/2039	600	558
Menifee Union School Dist., Community Facs. Dist. No. 2006-2, Special Tax Bonds, Series 2020, 4.00% 9/1/2045	1,000	890
Menifee Union School Dist., Community Facs. Dist. No. 2011-1, Improvement Area No. 3, Special Tax Bonds, Series 2018, 4.00% 9/1/2032	430	428
Menifee Union School Dist., Community Facs. Dist. No. 2011-1, Improvement Area No. 3, Special Tax Bonds, Series 2018, 4.00% 9/1/2033	470	468
Menifee Union School Dist., Community Facs. Dist. No. 2011-1, Improvement Area No. 3, Special Tax Bonds, Series 2018, 4.00% 9/1/2034	515	511
Menifee Union School Dist., Community Facs. Dist. No. 2011-1, Improvement Area No. 5, Special Tax Bonds, Series 2021, 4.00% 9/1/2036	500	484
Menifee Union School Dist., Community Facs. Dist. No. 2011-1, Improvement Area No. 5, Special Tax Bonds, Series 2021, 4.00% 9/1/2041	800	727
Menifee Union School Dist., Community Facs. Dist. No. 2011-1, Improvement Area No. 5, Special Tax Bonds, Series 2021, 4.00% 9/1/2045	875	776
Menifee Union School Dist., Community Facs. Dist. No. 2011-1, Improvement Area No. 5, Special Tax Bonds, Series 2021, 4.00% 9/1/2051	1,850	1,579
Menifee Union School Dist., Community Facs. Dist. No. 2011-1, Improvement Area No. 6, Special Tax Bonds, Series 2021, 4.00% 9/1/2036	445	434
Menifee Union School Dist., Community Facs. Dist. No. 2011-1, Improvement Area No. 6, Special Tax Bonds, Series 2021, 4.00% 9/1/2041	660	608
Menifee Union School Dist., Community Facs. Dist. No. 2011-1, Improvement Area No. 6, Special Tax Bonds, Series 2021, 4.00% 9/1/2046	875	778
Menifee Union School Dist., Community Facs. Dist. No. 2011-1, Improvement Area No. 6, Special Tax Bonds, Series 2021, 4.00% 9/1/2050	2,050	1,785
Menifee Union School Dist., Community Facs. Dist. No. 2019-1, Special Tax Bonds, Series 2021, 4.00% 9/1/2036	250	244
Menifee Union School Dist., Community Facs. Dist. No. 2019-1, Special Tax Bonds, Series 2021, 4.00% 9/1/2041	1,000	919
Menifee Union School Dist., Community Facs. Dist. No. 2019-1, Special Tax Bonds, Series 2021, 4.00% 9/1/2046	1,590	1,422
Menifee Union School Dist., Community Facs. Dist. No. 2019-1, Special Tax Bonds, Series 2021, 4.00% 9/1/2050	1,050	916
Menifee Union School Dist., Community Facs. Dist. No. 2019-2, Special Tax Bonds, Series 2021, 4.00% 9/1/2044	565	505
Menifee Union School Dist., Community Facs. Dist. No. 2019-2, Special Tax Bonds, Series 2021, 4.00% 9/1/2051	675	578
Menifee Union School Dist., Public Fncg. Auth., Special Tax Rev. Bonds, Series 2016-A, BAM insured, 5.00% 9/1/2034	1,000	1,039
Menifee Union School Dist., Public Fncg. Auth., Special Tax Rev. Bonds, Series 2016-A, BAM insured, 5.00% 9/1/2038	1,100	1,130
City of Merced, Irrigation Dist., Electric System Rev. Ref. Bonds, Series 2015-A, Assured Guaranty Municipal insured, 5.00% 10/1/2030	2,065	2,162
City of Merced, Irrigation Dist., Electric System Rev. Ref. Bonds, Series 2015-A, Assured Guaranty Municipal insured, 5.00% 10/1/2031	560	586
Monrovia Unified School Dist., G.O. Bonds, Capital Appreciation Bonds, 1997 Election, Series 2001-B, National insured, 0% 8/1/2032	2,150	1,549
Montebello Unified School Dist., G.O. Bonds, 2016 Election, Series 2022-B, Assured Guaranty Municipal insured, 5.00% 8/1/2050	3,100	3,304
Montebello Unified School Dist., G.O. Rev. Bonds, Series 2016-A, 5.00% 8/1/2034	1,095	1,163
Montebello Unified School Dist., G.O. Rev. Bonds, Series 2016-A, 5.00% 8/1/2035	1,465	1,554
Montebello Unified School Dist., G.O. Rev. Bonds, Series 2016-A, 5.00% 8/1/2036	1,290	1,361
Montebello Unified School Dist., G.O. Rev. Ref. Bonds, Series 2015, 5.00% 8/1/2033	2,505	2,582
Monterey Peninsula Community College Dist., G.O. Rev. Ref. Bonds, Series 2016, 4.00% 8/1/2033	3,165	3,239
Monterey Peninsula Community College Dist., G.O. Rev. Ref. Bonds, Capital Appreciation Bonds, Series 2016, 0% 8/1/2028	1,500	1,272
Moorpark Unified School Dist., G.O. Bonds, Capital Appreciation Bonds, 2008 Election, Series 2011-B, Assured Guaranty Municipal insured, 0% 8/1/2036	2,000	1,180
Moreno Valley Unified School Dist., Community Facs. Dist. No. 2016-1, Special Tax Bonds, Series 2020, 4.00% 9/1/2045	1,355	1,203
Moreno Valley Unified School Dist., Community Facs. Dist. No. 2017-1, Special Tax Bonds, Series 2019, 5.00% 9/1/2044	820	838
Moreno Valley Unified School Dist., Community Facs. Dist. No. 2017-1, Special Tax Bonds, Series 2019, 5.00% 9/1/2050	1,500	1,520

# The Tax-Exempt Fund of California (continued)

Bonds, notes & other debt instruments (continued)	Principal amount (000)	Value (000)
<b>California (continued)</b>		
Moreno Valley Unified School Dist., Fin. Auth. Special Tax Rev. Bonds, Series 2018-A, 5.00% 9/1/2028	USD1,090	\$1,154
Moreno Valley Unified School Dist., Fin. Auth. Special Tax Rev. Bonds, Series 2018-A, 5.00% 9/1/2032	1,480	1,558
Moreno Valley Unified School Dist., Fin. Auth. Special Tax Rev. Bonds, Series 2018-A, 5.00% 9/1/2034	1,720	1,811
Moreno Valley Unified School Dist., Fin. Auth. Special Tax Rev. Bonds, Series 2018-A, 5.00% 9/1/2035	925	972
City of Moreno Valley, Community Facs. Dist. No. 5, Special Tax Rev. Ref. Bonds, Series 2021, 4.00% 9/1/2026	215	213
City of Moreno Valley, Community Facs. Dist. No. 5, Special Tax Rev. Ref. Bonds, Series 2021, 4.00% 9/1/2037	750	711
City of Morgan Hill, Successor Agcy. to the Redev. Agcy., Rev. Ref. Bonds, Series 2013-A, 5.00% 9/1/2031	3,000	3,004
Mountain View School Dist., G.O. Bonds, 2016 Election, Series 2020-C, Assured Guaranty Municipal insured, 4.00% 8/1/2049	2,800	2,748
Mt. Diablo Unified School Dist., G.O. Rev. Ref. Bonds, Series 2022-B, 4.00% 8/1/2035	2,310	2,475
Mt. Diablo Unified School Dist., G.O. Rev. Ref. Bonds, Series 2022-B, 4.00% 8/1/2036	2,880	3,056
Mt. Diablo Unified School Dist., G.O. Rev. Ref. Bonds, Series 2022-B, 4.00% 6/1/2037	1,310	1,379
Mt. San Jacinto Community College Dist., G.O. Bonds, 2014 Election, Series 2021-C, 3.00% 8/1/2034	865	849
Municipal Fin. Auth., Certs. of Part. (Palomar Health), Series 2021, 5.00% 11/1/2027 <sup>3</sup>	1,515	1,555
Municipal Fin. Auth., Charter School Lease Rev. and Rev. Ref. Bonds (Santa Rosa Academy Project), Series 2022, 5.00% 7/1/2052	2,040	1,855
Municipal Fin. Auth., Charter School Lease Rev. and Rev. Ref. Bonds (Santa Rosa Academy Project), Series 2022, 5.00% 7/1/2062	5,000	4,399
Municipal Fin. Auth., Community Facs. Dist. No. 2020-6 (County of Placer - PV 400), Special Tax Bonds, Series 2021, 4.00% 9/1/2040	1,045	960
Municipal Fin. Auth., Community Facs. Dist. No. 2020-6 (County of Placer - PV 400), Special Tax Bonds, Series 2021, 4.00% 9/1/2046	1,305	1,157
Municipal Fin. Auth., Community Facs. Dist. No. 2020-6 (County of Placer - PV 400), Special Tax Bonds, Series 2021, 4.00% 9/1/2051	1,535	1,323
Municipal Fin. Auth., Educational Rev. Bonds (American Heritage Education Foundation Project), Series 2016-A, 5.00% 6/1/2036	500	507
Municipal Fin. Auth., Educational Rev. Bonds (American Heritage Education Foundation Project), Series 2016-A, 5.00% 6/1/2046	2,745	2,730
Municipal Fin. Auth., Rev. and Rev. Ref. Bonds (Aldersly Project), Series 2023-B-2, 3.75% 11/15/2028	2,445	2,449
Municipal Fin. Auth., Rev. and Rev. Ref. Bonds (Aldersly Project), Series 2023-B-1, 4.00% 11/15/2028	250	250
Municipal Fin. Auth., Rev. Bonds (Biola University), Series 2013, 5.00% 10/1/2042 (preref. 10/1/2023)	1,000	1,003
Municipal Fin. Auth., Rev. Bonds (California Baptist University), Series 2016-A, 5.00% 11/1/2036 <sup>3</sup>	3,500	3,529
Municipal Fin. Auth., Rev. Bonds (California Baptist University), Series 2015-A, 5.375% 11/1/2040 <sup>3</sup>	2,335	2,359
Municipal Fin. Auth., Rev. Bonds (California Baptist University), Series 2015-A, 5.50% 11/1/2045 <sup>3</sup>	2,800	2,824
Municipal Fin. Auth., Rev. Bonds (California Baptist University), Series 2016-A, 5.00% 11/1/2046 <sup>3</sup>	750	729
Municipal Fin. Auth., Rev. Bonds (California Lutheran University), Series 2018, 5.00% 10/1/2027	300	314
Municipal Fin. Auth., Rev. Bonds (California Lutheran University), Series 2018, 5.00% 10/1/2028	150	159
Municipal Fin. Auth., Rev. Bonds (California Lutheran University), Series 2018, 5.00% 10/1/2029	225	238
Municipal Fin. Auth., Rev. Bonds (California Lutheran University), Series 2018, 5.00% 10/1/2030	225	238
Municipal Fin. Auth., Rev. Bonds (California Lutheran University), Series 2018, 5.00% 10/1/2031	425	449
Municipal Fin. Auth., Rev. Bonds (California Lutheran University), Series 2018, 5.00% 10/1/2032	225	237
Municipal Fin. Auth., Rev. Bonds (California Lutheran University), Series 2018, 5.00% 10/1/2033	450	473
Municipal Fin. Auth., Rev. Bonds (California Lutheran University), Series 2018, 5.00% 10/1/2034	150	157
Municipal Fin. Auth., Rev. Bonds (Caritas Mobile Home Park), Series 2014-A, 5.25% 8/15/2049	1,750	1,766
Municipal Fin. Auth., Rev. Bonds (Caritas Mobile Home Park), Series 2014-B, 5.875% 8/15/2049	490	492
Municipal Fin. Auth., Rev. Bonds (Clinicas del Camino Real, Inc.), Series 2020, 4.00% 3/1/2025	1,295	1,262
Municipal Fin. Auth., Rev. Bonds (Clinicas del Camino Real, Inc.), Series 2020, 4.00% 3/1/2033	1,170	1,053
Municipal Fin. Auth., Rev. Bonds (Clinicas del Camino Real, Inc.), Series 2020, 4.00% 3/1/2035	500	444
Municipal Fin. Auth., Rev. Bonds (Clinicas del Camino Real, Inc.), Series 2020, 4.00% 3/1/2040	2,750	2,221
Municipal Fin. Auth., Rev. Bonds (Clinicas del Camino Real, Inc.), Series 2020, 4.00% 3/1/2050	11,635	8,694
Municipal Fin. Auth., Rev. Bonds (Community Health Centers of the Central Coast, Inc.), Series 2021-A, 5.00% 12/1/2046 <sup>3</sup>	170	168
Municipal Fin. Auth., Rev. Bonds (Community Health Centers of the Central Coast, Inc.), Series 2021-A, 5.00% 12/1/2054 <sup>3</sup>	170	163
Municipal Fin. Auth., Rev. Bonds (HumanGood - California Obligated Group), Series 2021, 3.00% 10/1/2049	4,905	3,489
Municipal Fin. Auth., Rev. Bonds (Inland Christian Home), Series 2020, 4.00% 12/1/2030	1,015	1,050
Municipal Fin. Auth., Rev. Bonds (Inland Christian Home), Series 2020, 4.00% 12/1/2039	1,225	1,242
Municipal Fin. Auth., Rev. Bonds (Inland Christian Home), Series 2020, 4.00% 12/1/2049	1,500	1,482
Municipal Fin. Auth., Rev. Bonds (John Adams Academies, Inc.), Series 2019-A, 5.00% 10/1/2039 <sup>3</sup>	915	878
Municipal Fin. Auth., Rev. Bonds (John Adams Academies, Inc.), Series 2019-A, 5.00% 10/1/2057 <sup>3</sup>	1,890	1,669
Municipal Fin. Auth., Rev. Bonds (LINXS APM Project), Series 2018-A, AMT, 5.00% 6/30/2025	1,585	1,613
Municipal Fin. Auth., Rev. Bonds (LINXS APM Project), Series 2018-A, AMT, 5.00% 12/31/2031	2,695	2,851
Municipal Fin. Auth., Rev. Bonds (LINXS APM Project), Series 2018-A, AMT, 5.00% 12/31/2034	1,320	1,387

# The Tax-Exempt Fund of California (continued)

Bonds, notes & other debt instruments (continued)	Principal amount (000)	Value (000)
<b>California (continued)</b>		
Municipal Fin. Auth., Rev. Bonds (LINXS APM Project), Series 2018-A, AMT, 5.00% 12/31/2035	USD2,000	\$2,089
Municipal Fin. Auth., Rev. Bonds (LINXS APM Project), Series 2018-A, AMT, 5.00% 12/31/2043	3,340	3,417
Municipal Fin. Auth., Rev. Bonds (LINXS APM Project), Series 2018-A, AMT, 4.00% 12/31/2047	3,900	3,509
Municipal Fin. Auth., Rev. Bonds (LINXS APM Project), Series 2018-A, AMT, 5.00% 12/31/2047	9,115	9,259
Municipal Fin. Auth., Rev. Bonds (Pomona College), Series 2017, 4.00% 1/1/2048	1,550	1,643
Municipal Fin. Auth., Rev. Bonds (University of La Verne), Series 2017-A, 5.00% 6/1/2029	1,000	1,073
Municipal Fin. Auth., Rev. Bonds (University of La Verne), Series 2017-A, 5.00% 6/1/2031	650	694
Municipal Fin. Auth., Rev. Bonds (University of La Verne), Series 2017-A, 5.00% 6/1/2032	1,000	1,064
Municipal Fin. Auth., Rev. Bonds (University of La Verne), Series 2017-A, 5.00% 6/1/2033	1,000	1,064
Municipal Fin. Auth., Rev. Bonds (University of La Verne), Series 2017-A, 5.00% 6/1/2035	1,000	1,056
Municipal Fin. Auth., Rev. Bonds (University of La Verne), Series 2017-A, 5.00% 6/1/2036	1,150	1,207
Municipal Fin. Auth., Rev. Bonds (University of La Verne), Series 2017-A, 5.00% 6/1/2043	4,380	4,516
Municipal Fin. Auth., Rev. Bonds (University of San Diego), Series 2019-A, 5.00% 10/1/2049	1,600	1,686
Municipal Fin. Auth., Rev. Ref. Bonds (Azusa Pacific University Project), Series 2015-B, 5.00% 4/1/2024	600	600
Municipal Fin. Auth., Rev. Ref. Bonds (Azusa Pacific University Project), Series 2015-B, 5.00% 4/1/2041	2,500	2,354
Municipal Fin. Auth., Rev. Ref. Bonds (Biola University), Series 2017, 5.00% 10/1/2030	1,250	1,303
Municipal Fin. Auth., Rev. Ref. Bonds (Biola University), Series 2017, 5.00% 10/1/2033	500	520
Municipal Fin. Auth., Rev. Ref. Bonds (Biola University), Series 2017, 5.00% 10/1/2034	440	457
Municipal Fin. Auth., Rev. Ref. Bonds (Biola University), Series 2017, 5.00% 10/1/2039	615	627
Municipal Fin. Auth., Rev. Ref. Bonds (Eisenhower Medical Center), Series 2017-A, 5.00% 7/1/2034	2,675	2,794
Municipal Fin. Auth., Rev. Ref. Bonds (Eisenhower Medical Center), Series 2017-A, 5.00% 7/1/2036	1,000	1,035
Municipal Fin. Auth., Rev. Ref. Bonds (Eisenhower Medical Center), Series 2017-B, 5.00% 7/1/2036	600	621
Municipal Fin. Auth., Rev. Ref. Bonds (Eisenhower Medical Center), Series 2017-A, 5.00% 7/1/2037	1,250	1,286
Municipal Fin. Auth., Rev. Ref. Bonds (Eisenhower Medical Center), Series 2017-B, 5.00% 7/1/2037	600	617
Municipal Fin. Auth., Rev. Ref. Bonds (Eisenhower Medical Center), Series 2017-A, 5.00% 7/1/2042	1,250	1,274
Municipal Fin. Auth., Rev. Ref. Bonds (Eisenhower Medical Center), Series 2017-B, 5.00% 7/1/2042	1,000	1,020
Municipal Fin. Auth., Rev. Ref. Bonds (Eisenhower Medical Center), Series 2017-A, 5.00% 7/1/2047	1,000	1,014
Municipal Fin. Auth., Rev. Ref. Bonds (Eisenhower Medical Center), Series 2017-B, 5.00% 7/1/2047	4,010	4,065
Municipal Fin. Auth., Rev. Ref. Bonds (Harbor Regional Center Project), Series 2015, 5.00% 11/1/2032	1,500	1,574
Municipal Fin. Auth., Rev. Ref. Bonds (Harbor Regional Center Project), Series 2015, 5.00% 11/1/2039	1,000	1,040
Municipal Fin. Auth., Rev. Ref. Bonds (HumanGood Obligated Group), Series 2019-A, 4.00% 10/1/2029	500	503
Municipal Fin. Auth., Rev. Ref. Bonds (HumanGood Obligated Group), Series 2019-A, 4.00% 10/1/2033	1,250	1,254
Municipal Fin. Auth., Rev. Ref. Bonds (HumanGood Obligated Group), Series 2019-A, 4.00% 10/1/2034	775	778
Municipal Fin. Auth., Rev. Ref. Bonds (HumanGood Obligated Group), Series 2019-A, 4.00% 10/1/2035	1,185	1,188
Municipal Fin. Auth., Rev. Ref. Bonds (HumanGood Obligated Group), Series 2019-A, 4.00% 10/1/2036	2,120	2,117
Municipal Fin. Auth., Rev. Ref. Bonds (HumanGood Obligated Group), Series 2019-A, 4.00% 10/1/2037	2,850	2,800
Municipal Fin. Auth., Rev. Ref. Bonds (HumanGood Obligated Group), Series 2019-A, 4.00% 10/1/2039	2,750	2,646
Municipal Fin. Auth., Rev. Ref. Bonds (HumanGood Obligated Group), Series 2019-A, 4.00% 10/1/2044	300	282
Municipal Fin. Auth., Rev. Ref. Bonds (HumanGood Obligated Group), Series 2019-A, 5.00% 10/1/2044	6,500	6,625
Municipal Fin. Auth., Rev. Ref. Bonds (Inland Regional Center Project), Series 2015, 5.00% 6/15/2032	3,000	3,125
Municipal Fin. Auth., Rev. Ref. Bonds (Inland Regional Center Project), Series 2015, 5.00% 6/15/2037	4,000	4,134
Municipal Fin. Auth., Rev. Ref. Bonds (Inland Regional Center Project), Series 2015, 5.00% 6/15/2045	4,000	4,110
Municipal Fin. Auth., Rev. Ref. Bonds (Jurupa Unified School Dist. Wineville School Project), Series 2015-A, BAM insured, 5.00% 10/1/2042	4,500	4,619
Municipal Fin. Auth., Senior Living Rev. Bonds (Mt. San Antonio Gardens Project), Series 2022-B-2, 2.125% 11/15/2026	585	553
Municipal Fin. Auth., Senior Living Rev. Bonds (Mt. San Antonio Gardens Project), Series 2019, 5.00% 11/15/2039	425	405
Municipal Fin. Auth., Senior Living Rev. Bonds (Mt. San Antonio Gardens Project), Series 2022-A, 4.00% 11/15/2052	2,125	1,558
Municipal Fin. Auth., Senior Living Rev. Bonds (Mt. San Antonio Gardens Project), Series 2022-A, 4.00% 11/15/2056	1,890	1,354
Municipal Fin. Auth., Social Rev. Bonds (HealthRIGHT 360), Series 2019-A, 5.00% 11/1/2039 <sup>3</sup>	1,250	1,243
Municipal Fin. Auth., Social Rev. Bonds (HealthRIGHT 360), Series 2019-A, 5.00% 11/1/2049 <sup>3</sup>	575	536
Municipal Fin. Auth., Solid Waste Disposal Rev. Bonds (Waste Management, Inc. Project), Series 2009-A, 1.30% 2/1/2039 (put 2/3/2025) <sup>3</sup>	1,450	1,396
Municipal Fin. Auth., Solid Waste Disposal Rev. Bonds (Waste Management, Inc. Project), Series 2022-A, AMT, 4.125% 10/1/2041 (put 10/1/2025)	6,990	7,024
Municipal Fin. Auth., Solid Waste Disposal Rev. Bonds (Waste Management, Inc. Project), Series 2019-A, AMT, 2.40% 10/1/2044 (put 10/1/2029)	6,195	5,592
Municipal Fin. Auth., Solid Waste Disposal Rev. Bonds (Waste Management, Inc. Project), Series 2017-A, AMT, 0.70% 12/1/2044 (put 12/1/2023)	3,025	2,982

# The Tax-Exempt Fund of California (continued)

Bonds, notes & other debt instruments (continued)	Principal amount (000)	Value (000)
<b>California (continued)</b>		
Municipal Fin. Auth., Special Fin. Agcy. XII, Essential Housing Rev. Bonds (Allure Apartments), Series 2022-A-1, 3.25% 2/1/2057 <sup>3</sup>	USD2,255	\$ 1,539
Municipal Fin. Auth., Special Fin. Agcy., Essential Housing Rev. Bonds (Latitude 33), Series 2021-A-2, 4.00% 12/1/2045 <sup>3</sup>	1,500	1,175
Municipal Fin. Auth., Special Tax Rev. Bonds (Bold Program), Series 2021-C, 3.00% 9/1/2023	110	110
Municipal Fin. Auth., Special Tax Rev. Bonds (Bold Program), Series 2021-C, 4.00% 9/1/2024	120	119
Municipal Fin. Auth., Special Tax Rev. Bonds (Bold Program), Series 2021-C, 4.00% 9/1/2025	145	144
Municipal Fin. Auth., Special Tax Rev. Bonds (Bold Program), Series 2021-C, 4.00% 9/1/2026	165	164
Municipal Fin. Auth., Special Tax Rev. Bonds (Bold Program), Series 2021-C, 4.00% 9/1/2027	190	189
Municipal Fin. Auth., Special Tax Rev. Bonds (Bold Program), Series 2021-C, 4.00% 9/1/2028	210	210
Municipal Fin. Auth., Special Tax Rev. Bonds (Bold Program), Series 2021-C, 4.00% 9/1/2029	240	241
Municipal Fin. Auth., Special Tax Rev. Bonds (Bold Program), Series 2021-C, 4.00% 9/1/2030	265	266
Municipal Fin. Auth., Special Tax Rev. Bonds (Bold Program), Series 2021-A, 4.00% 9/1/2036	535	515
Municipal Fin. Auth., Special Tax Rev. Bonds (Bold Program), Series 2021-C, 4.00% 9/1/2036	1,920	1,880
Municipal Fin. Auth., Special Tax Rev. Bonds (Bold Program), Series 2021-A, 4.00% 9/1/2041	655	596
Municipal Fin. Auth., Special Tax Rev. Bonds (Bold Program), Series 2021-C, 4.00% 9/1/2041	2,875	2,664
Municipal Fin. Auth., Special Tax Rev. Bonds (Bold Program), Series 2021-A, 4.00% 9/1/2046	1,095	958
Municipal Fin. Auth., Special Tax Rev. Bonds (Bold Program), Series 2021-C, 4.00% 9/1/2046	1,475	1,329
Municipal Fin. Auth., Special Tax Rev. Bonds (Bold Program), Series 2021-A, 4.00% 9/1/2051	1,505	1,285
Municipal Fin. Auth., Special Tax Rev. Bonds (Bold Program), Series 2021-C, 4.00% 9/1/2051	1,995	1,744
Municipal Fin. Auth., Special Tax Rev. Bonds (Bold Program), Series 2022-A, 5.25% 9/1/2052	3,725	3,782
Municipal Fin. Auth., Student Housing Rev. Bonds (CHF-Davis I, LLC - West Village Student Housing Project), Series 2018, 5.00% 5/15/2030	600	639
Municipal Fin. Auth., Student Housing Rev. Bonds (CHF-Davis I, LLC - West Village Student Housing Project), Series 2018, 5.00% 5/15/2038	1,000	1,032
Municipal Fin. Auth., Student Housing Rev. Bonds (CHF-Davis I, LLC - West Village Student Housing Project), Series 2018, 5.00% 5/15/2040	4,610	4,735
Municipal Fin. Auth., Student Housing Rev. Bonds (CHF-Davis I, LLC - West Village Student Housing Project), Series 2018, 5.00% 5/15/2043	5,525	5,643
Municipal Fin. Auth., Student Housing Rev. Bonds (CHF-Davis II, LLC - Orchard Park Student Housing Project), Series 2021, BAM insured, 4.00% 5/15/2041	280	271
Municipal Fin. Auth., Student Housing Rev. Bonds (CHF-Davis II, LLC - Orchard Park Student Housing Project), Series 2021, BAM insured, 4.00% 5/15/2046	1,095	1,026
Municipal Fin. Auth., Student Housing Rev. Bonds (CHF-Davis II, LLC - Orchard Park Student Housing Project), Series 2021, BAM insured, 3.00% 5/15/2051	2,565	1,928
Municipal Fin. Auth., Student Housing Rev. Bonds (CHF-Davis II, LLC - Orchard Park Student Housing Project), Series 2021, BAM insured, 3.00% 5/15/2054	2,570	1,889
Municipal Fin. Auth., Student Housing Rev. Bonds (CHF-Riverside I, LLC - UCR Student Housing Project), Series 2018, 5.00% 5/15/2043	2,000	2,043
Municipal Fin. Auth., Student Housing Rev. Bonds (CHF-Riverside I, LLC - UCR Student Housing Project), Series 2018, 5.00% 5/15/2052	11,500	11,637
Municipal Fin. Auth., Student Housing Rev. Bonds (CHF-Riverside II, LLC - UCR Student Housing Project), Series 2019, 5.00% 5/15/2049	2,510	2,550
Municipal Fin. Auth., Student Housing Rev. Bonds (CHF-Riverside II, LLC - UCR Student Housing Project), Series 2019, 5.00% 5/15/2052	3,500	3,549
Murrieta Valley Unified School Dist., Community Facs. Dist. No. 2014-4, Special Tax Bonds, Series 2020, BAM insured, 4.00% 9/1/2040	325	328
Murrieta Valley Unified School Dist., Community Facs. Dist. No. 2014-4, Special Tax Bonds, Series 2020, BAM insured, 4.00% 9/1/2045	1,175	1,169
Murrieta Valley Unified School Dist., G.O. Rev. Ref. Bonds, Series 2016, BAM insured, 5.00% 9/1/2030	1,250	1,340
Murrieta Valley Unified School Dist., Public Fncg. Auth., Special Tax Rev. Bonds, Series 2016-A, 5.00% 9/1/2026	400	416
Murrieta Valley Unified School Dist., Public Fncg. Auth., Special Tax Rev. Bonds, Series 2016-A, 5.00% 9/1/2027	300	313
Murrieta Valley Unified School Dist., Public Fncg. Auth., Special Tax Rev. Bonds, Series 2016-A, 5.00% 9/1/2029	1,420	1,481
Murrieta Valley Unified School Dist., Public Fncg. Auth., Special Tax Rev. Bonds, Series 2016-A, 5.00% 9/1/2030	1,225	1,272
Murrieta Valley Unified School Dist., Public Fncg. Auth., Special Tax Rev. Bonds, Series 2016-A, Assured Guaranty Municipal insured, 5.00% 9/1/2033	2,790	2,976
Natomas Unified School Dist., G.O. Bonds, Series 2017, BAM insured, 5.00% 8/1/2032	1,000	1,068
New Haven Unified School Dist., G.O. Bonds, 2014 Election, Series 2020-C, 4.00% 8/1/2044	1,250	1,252
New Haven Unified School Dist., G.O. Bonds, 2014 Election, Series 2017-B, 4.00% 8/1/2047	4,000	3,967
North Orange County Community College Dist., G.O. Bonds, 2014 Election, Series 2019-B, 4.00% 8/1/2044	5,000	4,972
Northern California Gas Auth. No. 1, Gas Project Rev. Bonds, Series 2007-B, (3-month USD CME Term SOFR x 0.67 + 0.72%) 4.427% 7/1/2027 <sup>2</sup>	3,445	3,422
Oak Grove School Dist., G.O. Bonds, 2022 Election, Series 2023-A-2, 5.00% 8/1/2052	5,835	6,409



# The Tax-Exempt Fund of California (continued)

Bonds, notes & other debt instruments (continued)	Principal amount (000)	Value (000)
<b>California (continued)</b>		
Oakland Unified School Dist., G.O. Bonds, 2006 Election, Series 2016-A, 5.00% 8/1/2026	USD3,125	\$3,299
Oakland Unified School Dist., G.O. Bonds, 2012 Election, Series 2015-A, Assured Guaranty Municipal insured, 5.00% 8/1/2030	1,300	1,352
Oakland Unified School Dist., G.O. Bonds, 2012 Election, Series 2015-A, 5.00% 8/1/2031 (preref. 8/1/2025)	1,500	1,559
Oakland Unified School Dist., G.O. Bonds, 2012 Election, Series 2019-A, Assured Guaranty Municipal insured, 4.00% 8/1/2033	4,365	4,527
Oakland Unified School Dist., G.O. Bonds, 2012 Election, Series 2019-A, Assured Guaranty Municipal insured, 3.00% 8/1/2040	3,000	2,549
Oakland Unified School Dist., G.O. Bonds, 2012 Election, Series 2015-A, 5.00% 8/1/2040 (preref. 8/1/2025)	1,650	1,715
Oakland Unified School Dist., G.O. Rev. Ref. Bonds, Series 2016, 5.00% 8/1/2027	2,000	2,116
Oakland Unified School Dist., G.O. Rev. Ref. Bonds, Series 2016, 5.00% 8/1/2031	2,145	2,280
Oakland Unified School Dist., G.O. Rev. Ref. Bonds, Series 2019-A, Assured Guaranty Municipal insured, 4.00% 8/1/2035	1,000	1,027
Oakland Unified School Dist., G.O. Rev. Ref. Bonds (Measure J), Series 2017-C, 5.00% 8/1/2031	2,015	2,172
Oakland Unified School Dist., G.O. Rev. Ref. Bonds (Measure J), Series 2017-C, 5.00% 8/1/2035	3,245	3,487
Oakland Unified School Dist., G.O. Rev. Ref. Bonds (Measure J), Series 2017-C, 5.00% 8/1/2036	2,000	2,138
Port of Oakland, Rev. Ref. Bonds, Series 2017, AMT, 5.00% 11/1/2023	3,805	3,816
Port of Oakland, Rev. Ref. Bonds, Series 2017, AMT, 5.00% 11/1/2023 (escrowed to maturity)	425	427
Port of Oakland, Rev. Ref. Bonds, Series 2017-D, AMT, 5.00% 11/1/2028	500	526
Port of Oakland, Rev. Ref. Bonds, Series 2017-D, AMT, 5.00% 11/1/2029	250	263
Port of Oakland, Rev. Ref. Bonds, Series 2021-H, AMT, 5.00% 11/1/2029	3,050	3,304
Ohlone Community College Dist., G.O. Bonds, 2010 Election, Series 2016-C, 4.00% 8/1/2033	1,000	1,034
Ohlone Community College Dist., G.O. Bonds, 2010 Election, Series 2016-C, 4.00% 8/1/2034	1,000	1,029
Ohlone Community College Dist., G.O. Bonds, 2010 Election, Series 2016-C, 4.00% 8/1/2035	1,000	1,026
City of Ontario, Community Facs. Dist. No. 38 (Park and Turner NE Facs.), Special Tax Rev. Ref. Bonds, Series 2019, 5.00% 9/1/2044	1,000	1,020
City of Ontario, Community Facs. Dist. No. 38 (Park and Turner NE Facs.), Special Tax Rev. Ref. Bonds, Series 2019, 5.00% 9/1/2049	2,000	2,031
City of Ontario, Community Facs. Dist. No. 40 (Emerald Park Facs.), Special Tax Bonds, Series 2020, 4.00% 9/1/2039	275	251
City of Ontario, Community Facs. Dist. No. 40 (Emerald Park Facs.), Special Tax Bonds, Series 2020, 4.00% 9/1/2050	785	665
City of Ontario, Community Facs. Dist. No. 41 (Canvas Park Facs.), Special Tax Bonds, Series 2022, 4.00% 9/1/2029	310	309
City of Ontario, Community Facs. Dist. No. 41 (Canvas Park Facs.), Special Tax Bonds, Series 2022, 4.00% 9/1/2031	335	333
City of Ontario, Community Facs. Dist. No. 41 (Canvas Park Facs.), Special Tax Bonds, Series 2022, 4.00% 9/1/2037	1,650	1,563
City of Ontario, Community Facs. Dist. No. 41 (Canvas Park Facs.), Special Tax Bonds, Series 2022, 4.00% 9/1/2047	2,795	2,454
City of Ontario, Community Facs. Dist. No. 46 (Avenue 176 Facs.), Special Tax Bonds, Series 2021, 4.00% 9/1/2045	300	265
City of Ontario, Community Facs. Dist. No. 46 (Avenue 176 Facs.), Special Tax Bonds, Series 2021, 4.00% 9/1/2051	500	428
City of Ontario, Community Facs. Dist. No. 53 (Tevelde Facs.), Special Tax Bonds, Series 2021, 4.00% 9/1/2023	100	100
City of Ontario, Community Facs. Dist. No. 53 (Tevelde Facs.), Special Tax Bonds, Series 2021, 4.00% 9/1/2025	225	224
City of Ontario, Community Facs. Dist. No. 53 (Tevelde Facs.), Special Tax Bonds, Series 2021, 4.00% 9/1/2027	250	250
City of Ontario, Community Facs. Dist. No. 53 (Tevelde Facs.), Special Tax Bonds, Series 2021, 4.00% 9/1/2028	250	250
City of Ontario, Community Facs. Dist. No. 53 (Tevelde Facs.), Special Tax Bonds, Series 2021, 4.00% 9/1/2036	500	486
City of Ontario, Community Facs. Dist. No. 53 (Tevelde Facs.), Special Tax Bonds, Series 2021, 4.00% 9/1/2042	650	591
City of Ontario, Community Facs. Dist. No. 54 (Esperanza Facs.), Special Tax Bonds, Series 2022, 4.375% 9/1/2043	900	853
City of Ontario, Community Facs. Dist. No. 54 (Esperanza Facs.), Special Tax Bonds, Series 2022, 4.50% 9/1/2052	825	765
City of Ontario, Community Facs. Dist. No. 55 (Parklane), Special Tax Bonds, Series 2022, 5.00% 9/1/2029	170	182
City of Ontario, Community Facs. Dist. No. 55 (Parklane), Special Tax Bonds, Series 2022, 5.00% 9/1/2037	500	521
City of Ontario, Community Facs. Dist. No. 55 (Parklane), Special Tax Bonds, Series 2022, 5.00% 9/1/2042	600	615
City of Ontario, Community Facs. Dist. No. 55 (Parklane), Special Tax Bonds, Series 2022, 5.00% 9/1/2047	800	812
City of Ontario, Community Facs. Dist. No. 55 (Parklane), Special Tax Bonds, Series 2022, 5.00% 9/1/2053	845	852
City of Ontario, Community Facs. Dist. No. 57 (Neuhouse), Special Tax Bonds, Series 2022, 4.25% 9/1/2037	415	401
City of Ontario, Community Facs. Dist. No. 57 (Neuhouse), Special Tax Bonds, Series 2022, 4.625% 9/1/2042	650	640
City of Ontario, Community Facs. Dist. No. 57 (Neuhouse), Special Tax Bonds, Series 2022, 4.75% 9/1/2047	840	823
City of Ontario, Community Facs. Dist. No. 57 (Neuhouse), Special Tax Bonds, Series 2022, 4.75% 9/1/2052	825	790
County of Orange, Community Facs. Dist. No. 2004-1 (Ladera Ranch), Special Tax Rev. Ref. Bonds, Series 2014-A, 5.00% 8/15/2034	2,100	2,101
County of Orange, Community Facs. Dist. No. 2015-1 (Esencia Village), Special Tax Rev. Ref. Bonds, Series 2015-A, 5.00% 8/15/2029	980	1,007
County of Orange, Community Facs. Dist. No. 2015-1 (Esencia Village), Special Tax Rev. Ref. Bonds, Series 2015-A, 5.00% 8/15/2033	1,365	1,402
County of Orange, Community Facs. Dist. No. 2015-1 (Esencia Village), Special Tax Rev. Ref. Bonds, Series 2015-A, 5.25% 8/15/2045	660	670



# The Tax-Exempt Fund of California (continued)

Bonds, notes & other debt instruments (continued)	Principal amount (000)	Value (000)
<b>California (continued)</b>		
County of Orange, Community Facs. Dist. No. 2016-1 (Esencia Village), Special Tax Bonds, Series 2016-A, 5.00% 8/15/2036	USD2,000	\$2,059
County of Orange, Community Facs. Dist. No. 2017-1 (Esencia Village), Improvement Area No. 2, Special Tax Bonds, Series 2020-A, 4.00% 8/15/2045	2,200	1,937
County of Orange, Community Facs. Dist. No. 2017-1 (Esencia Village), Improvement Area No. 2, Special Tax Bonds, Series 2020-A, 4.00% 8/15/2050	1,000	859
County of Orange, Community Facs. Dist. No. 2021-1 (Rienda), Special Tax Bonds, Series 2022-A, 5.00% 8/15/2042	720	738
County of Orange, Community Facs. Dist. No. 2021-1 (Rienda), Special Tax Bonds, Series 2022-A, 5.00% 8/15/2047	970	986
County of Orange, Community Facs. Dist. No. 2021-1 (Rienda), Special Tax Bonds, Series 2022-A, 5.00% 8/15/2052	320	324
Orinda Union School Dist., G.O. Bonds, 2018 Election, Measure E, Series 2022-B, 4.00% 8/1/2051	1,730	1,707
Oxnard Unified School Dist., G.O. Rev. Ref. Bonds, Series 2017-A, BAM insured, 5.00% 8/1/2036	2,000	2,147
Oxnard Unified School Dist., G.O. Rev. Ref. Bonds, Series 2017-A, BAM insured, 5.00% 8/1/2045	5,160	5,446
City of Palm Desert, Community Facs. Dist. No. 2005-1 (University Park), Special Tax Rev. Ref. Bonds, Series 2021-A, 4.00% 9/1/2030	195	195
City of Palm Desert, Community Facs. Dist. No. 2005-1 (University Park), Special Tax Rev. Ref. Bonds, Series 2021-A, 4.00% 9/1/2033	220	218
City of Palm Desert, Community Facs. Dist. No. 2005-1 (University Park), Special Tax Rev. Ref. Bonds, Series 2021-A, 4.00% 9/1/2036	235	226
City of Palm Desert, Community Facs. Dist. No. 2021-1 (University Park), Special Tax Bonds, Series 2021, 3.00% 9/1/2031	415	383
City of Palm Desert, Community Facs. Dist. No. 2021-1 (University Park), Special Tax Bonds, Series 2021, 4.00% 9/1/2041	230	210
City of Palm Desert, Section 29 Assessment Dist. No. 2004-02, Limited Obligation Rev. Ref. Improvement Bonds, Series 2021, 4.00% 9/2/2026	670	668
City of Palm Desert, Section 29 Assessment Dist. No. 2004-02, Limited Obligation Rev. Ref. Improvement Bonds, Series 2021, 4.00% 9/2/2031	800	797
City of Palm Desert, Section 29 Assessment Dist. No. 2004-02, Limited Obligation Rev. Ref. Improvement Bonds, Series 2021, 4.00% 9/2/2037	1,200	1,132
City of Palmdale, Successor Agcy. to the Redev. Agcy., Tax Allocation Rev. Ref. Bonds, Series 2016-B, National insured, 5.00% 9/1/2031	1,000	1,069
City of Palmdale, Successor Agcy. to the Redev. Agcy., Tax Allocation Rev. Ref. Bonds, Series 2016-B, National insured, 5.00% 9/1/2032	1,000	1,069
Palmdale Elementary School Dist., Community Facs. Dist. No. 90-1, Special Tax Bonds, Series 2017-A, Assured Guaranty Municipal insured, 5.00% 8/1/2041	2,975	3,138
Palmdale Elementary School Dist., Community Facs. Dist. No. 90-1, Special Tax Bonds, Capital Appreciation Bonds, Series 2012-A, Assured Guaranty Municipal insured, 0% 8/1/2032	255	187
Palmdale Elementary School Dist., Community Facs. Dist. No. 90-1, Special Tax Bonds, Capital Appreciation Bonds, Series 2012-A, Assured Guaranty Municipal insured, 0% 8/1/2037	1,600	930
Palmdale Elementary School Dist., Community Facs. Dist. No. 90-1, Special Tax Bonds, Capital Appreciation Bonds, Series 1999, Assured Guaranty Municipal insured, 0% 8/1/2038	1,190	652
Palmdale Elementary School Dist., Community Facs. Dist. No. 90-1, Special Tax Bonds, Capital Appreciation Bonds, Series 2012-A, Assured Guaranty Municipal insured, 0% 8/1/2038	1,505	824
Palmdale Elementary School Dist., Community Facs. Dist. No. 90-1, Special Tax Bonds, Capital Appreciation Bonds, Series 1999, Assured Guaranty Municipal insured, 0% 8/1/2039	240	124
Palmdale Elementary School Dist., Community Facs. Dist. No. 90-1, Special Tax Bonds, Capital Appreciation Bonds, Series 2012-A, Assured Guaranty Municipal insured, 0% 8/1/2039	840	436
Palomar Community College Dist., Rev. Ref. Bonds, Series 2015, 5.00% 5/1/2032	3,000	3,108
Palomar Health, G.O. Rev. Ref. Bonds, Series 2016-B, 4.00% 8/1/2030	1,000	1,021
Palomar Health, G.O. Rev. Ref. Bonds, Series 2016-A, 5.00% 8/1/2034	970	1,031
Palomar Health, Rev. Ref. Bonds, Series 2016, 5.00% 11/1/2039	500	503
Palomar Pomerado Health, G.O. Bonds, Capital Appreciation Bonds, 2004 Election, Series 2009-A, Assured Guaranty insured, 0% 8/1/2028	3,000	2,529
Palomar Pomerado Health, G.O. Bonds, Capital Appreciation Bonds, 2004 Election, Series 2009-A, Assured Guaranty insured, 0% 8/1/2029	6,550	5,329
Palomar Pomerado Health, G.O. Bonds, Capital Appreciation Bonds, 2004 Election, Series 2009-A, Assured Guaranty insured, 0% 8/1/2031	3,000	2,261
Pasadena Unified School Dist., G.O. Bonds, 2008 Election, Series 2016, 4.00% 8/1/2036	675	682
Paso Robles Joint Unified School Dist., G.O. Rev. Ref. Bonds, Series 2016, BAM insured, 4.00% 9/1/2028	915	940
City of Patterson, West Patterson Fncg. Auth., Community Facs. Dist. No. 2005-1 (West Patterson Business Park), Special Tax Bonds, Series 2021, 4.00% 9/1/2043	600	531

# The Tax-Exempt Fund of California (continued)

Bonds, notes & other debt instruments (continued)	Principal amount (000)	Value (000)
<b>California (continued)</b>		
City of Patterson, West Patterson Fncg. Auth., Community Facs. Dist. No. 2005-1 (West Patterson Business Park), Special Tax Bonds, Series 2021, 4.00% 9/1/2046	USD745	\$ 646
City of Patterson, West Patterson Fncg. Auth., Community Facs. Dist. No. 2005-1 (West Patterson Business Park), Special Tax Bonds, Series 2021, 4.00% 9/1/2049	1,780	1,520
City of Patterson, West Patterson Fncg. Auth., Community Facs. Dist. No. 2018-1 (Villages of Patterson), Special Tax Bonds, Series 2021, 4.00% 9/1/2036	250	238
City of Patterson, West Patterson Fncg. Auth., Community Facs. Dist. No. 2018-1 (Villages of Patterson), Special Tax Bonds, Series 2021, 4.00% 9/1/2041	375	337
City of Patterson, West Patterson Fncg. Auth., Community Facs. Dist. No. 2018-1 (Villages of Patterson), Special Tax Bonds, Series 2021, 4.00% 9/1/2046	555	483
City of Patterson, West Patterson Fncg. Auth., Community Facs. Dist. No. 2018-1 (Villages of Patterson), Special Tax Bonds, Series 2021, 4.00% 9/1/2051	765	646
Peninsula Corridor Joint Powers Board, Farebox Rev. Bonds, Series 2019-A, 5.00% 10/1/2049	8,035	8,279
City of Perris, Joint Powers Auth., Local Agcy. Rev. Ref. Bonds (CFD No. 2001-1 IA Nos. 4 and 5; CFD No. 2005-1 IA4), Series 2017-B, 5.00% 9/1/2035	1,000	1,042
City of Perris, Joint Powers Auth., Local Agcy. Rev. Ref. Bonds (CFD No. 2001-1 IA Nos. 4 and 5; CFD No. 2005-1 IA4), Series 2017-B, 5.00% 9/1/2037	1,325	1,365
Perris Union High School Dist., Fncg. Auth., Rev. Bonds, Series 2015, 5.00% 9/1/2031	1,325	1,351
Perris Union High School Dist., Fncg. Auth., Rev. Bonds, Series 2015, 5.00% 9/1/2034	1,490	1,519
Pleasanton Unified School Dist., G.O. Bonds, 2022 Election, Series 2023, 4.00% 8/1/2040	600	606
Pleasanton Unified School Dist., G.O. Bonds, 2022 Election, Series 2023, 4.00% 8/1/2041	1,000	1,006
Pollution Control Fncg. Auth., Rev. Bonds (San Jose Water Co. Project), Series 2016, AMT, 4.75% 11/1/2046	11,475	11,654
Pollution Control Fncg. Auth., Solid Waste Disposal Rev. Ref. Bonds (Waste Management, Inc. Project), Series 2015-B-2, AMT, 3.125% 11/1/2040 (put 11/3/2025)	2,000	1,968
City of Poway, Successor Agcy. to the Redev. Agcy., Tax Allocation Rev. Ref. Bonds (Paguay Redev. Project), Series 2015-A, 5.00% 12/15/2030	1,590	1,810
Poway Unified School Dist., Public Fncg. Auth., Special Tax Rev. Bonds, Series 2013, 5.00% 9/15/2030 (preref. 9/15/2023)	975	977
Poway Unified School Dist., Public Fncg. Auth., Special Tax Rev. Ref. Bonds, Series 2015-A, 5.00% 9/1/2030	1,345	1,380
Poway Unified School Dist., Public Fncg. Auth., Special Tax Rev. Ref. Bonds, Series 2015-B, BAM insured, 5.00% 9/1/2030	985	1,031
Poway Unified School Dist., Public Fncg. Auth., Special Tax Rev. Ref. Bonds, Series 2016-A, 5.00% 9/1/2030	1,820	1,929
Poway Unified School Dist., Public Fncg. Auth., Special Tax Rev. Ref. Bonds, Series 2015-A, 5.00% 9/1/2032	1,600	1,641
Poway Unified School Dist., Public Fncg. Auth., Special Tax Rev. Ref. Bonds, Series 2015-B, BAM insured, 5.00% 9/1/2033	1,205	1,260
Poway Unified School Dist., Public Fncg. Auth., Special Tax Rev. Ref. Bonds, Series 2015-A, 5.00% 9/1/2034	995	1,020
Poway Unified School Dist., Public Fncg. Auth., Special Tax Rev. Ref. Bonds, Series 2015-A, 5.00% 9/1/2035	995	1,018
Poway Unified School Dist., Public Fncg. Auth., Special Tax Rev. Ref. Bonds, Series 2015-A, 5.00% 9/1/2036	1,485	1,516
Poway Unified School Dist., School Facs. Improvement Dist. No. 2007-1, G.O. Bonds, Capital Appreciation Bonds, 2008 Election, Series 2011-B, 0% 8/1/2035	3,500	2,282
Public Fin. Auth., Charter School Rev. Bonds (LaVerne Elementary Preparatory Academy Project), Series 2019-A, 5.00% 6/15/2039 <sup>3</sup>	1,370	1,286
Public Fin. Auth., Charter School Rev. Bonds (LaVerne Elementary Preparatory Academy Project), Series 2019-A, 5.00% 6/15/2049 <sup>3</sup>	1,900	1,693
Public Fin. Auth., Reassessment Rev. Ref. Bonds, Series 2019, 5.00% 9/2/2023	1,080	1,081
Public Fin. Auth., Reassessment Rev. Ref. Bonds, Series 2019, 5.00% 9/2/2027	1,375	1,442
Public Fin. Auth., Rev. Bonds (Henry Mayo Newhall Memorial Hospital), Series 2017, 5.00% 10/15/2023	200	200
Public Fin. Auth., Rev. Bonds (Henry Mayo Newhall Memorial Hospital), Series 2017, 5.00% 10/15/2037	2,000	2,034
Public Fin. Auth., Rev. Bonds (Henry Mayo Newhall Memorial Hospital), Series 2017, 5.00% 10/15/2047	4,025	4,035
Public Fin. Auth., Rev. Bonds (Henry Mayo Newhall Memorial Hospital), Series 2021-B, 4.00% 10/15/2051 (put 10/15/2031)	690	676
Public Fin. Auth., Rev. Bonds (Hoag Memorial Hospital Presbyterian), Series 2022-A, 5.00% 7/15/2046	1,550	1,686
Public Fin. Auth., Rev. Ref. Bonds (O'Conner Woods), Series 2022, 4.00% 1/1/2025	440	444
Public Fin. Auth., Rev. Ref. Bonds (O'Conner Woods), Series 2022, 4.00% 1/1/2030	490	519
Public Fin. Auth., Rev. Ref. Bonds (O'Conner Woods), Series 2022, 4.00% 1/1/2043	10,155	10,208
Public Fin. Auth., Senior Living Rev. and Rev. Ref. Green Bonds (Enso Village Project), Series 2021-B-3, 2.125% 11/15/2027 <sup>3</sup>	810	789
Public Fin. Auth., Senior Living Rev. and Rev. Ref. Green Bonds (Enso Village Project), Series 2021-B-2, 2.375% 11/15/2028 <sup>3</sup>	750	726
Public Fin. Auth., Senior Living Rev. and Rev. Ref. Green Bonds (Enso Village Project), Series 2021-A, 5.00% 11/15/2036 <sup>3</sup>	375	365
Public Fin. Auth., Senior Living Rev. and Rev. Ref. Green Bonds (Enso Village Project), Series 2021-A, 5.00% 11/15/2046 <sup>3</sup>	395	357

# The Tax-Exempt Fund of California (continued)

Bonds, notes & other debt instruments (continued)	Principal amount (000)	Value (000)
<b>California (continued)</b>		
Public Fin. Auth., Senior Living Rev. and Rev. Ref. Green Bonds (Enso Village Project), Series 2021-A, 5.00% 11/15/2051 <sup>3</sup>	USD90	\$ 79
Public Fin. Auth., Senior Living Rev. and Rev. Ref. Green Bonds (Enso Village Project), Series 2021-A, 5.00% 11/15/2056 <sup>3</sup>	355	308
Public Works Board, Lease Rev. Bonds, Series 2021-C, 4.00% 11/1/2046	10,140	10,055
Public Works Board, Lease Rev. Bonds, Series 2021-C, 5.00% 11/1/2046	4,680	5,161
Public Works Board, Lease Rev. Green Bonds (Dept. of General Services, Sacramento Region New Natural Resources Headquarters), Series 2021-C, 4.00% 11/1/2037	1,750	1,823
Public Works Board, Lease Rev. Green Bonds (Dept. of General Services, Sacramento Region New Natural Resources Headquarters), Series 2021-C, 4.00% 11/1/2038	1,500	1,545
Public Works Board, Lease Rev. Ref. Bonds (Various Capital Projects), Series 2021-A, 5.00% 2/1/2030	1,000	1,144
Public Works Board, Lease Rev. Ref. Bonds (Various Capital Projects), Series 2022-A, 5.00% 8/1/2030	1,500	1,732
Public Works Board, Lease Rev. Ref. Bonds (Various Capital Projects), Series 2023-B, 5.00% 12/1/2037	415	482
City of Rancho Cordova, Community Facs. Dist. No. 2003-1 (Sunridge Anatolia), Special Tax Bonds, Series 2016, 4.00% 9/1/2037	500	479
City of Rancho Cordova, Community Facs. Dist. No. 2018-1 (The Grantline 208 Project), Special Tax Bonds, Series 2021-B, 4.00% 9/1/2036	440	426
City of Rancho Cordova, Community Facs. Dist. No. 2018-1 (The Grantline 208 Project), Special Tax Bonds, Series 2021-B, 4.00% 9/1/2046	1,150	1,018
City of Rancho Cordova, Community Facs. Dist. No. 2018-1 (The Grantline 208 Project), Special Tax Bonds, Series 2021-B, 4.00% 9/1/2051	1,220	1,045
City of Rancho Cucamonga, Successor Agcy. to the Redev. Agcy., Tax Allocation Rev. Ref. Bonds (Rancho Redev. Project Area), Series 2014, Assured Guaranty Municipal insured, 5.00% 9/1/2025	1,500	1,527
City of Rancho Cucamonga, Successor Agcy. to the Redev. Agcy., Tax Allocation Rev. Ref. Bonds (Rancho Redev. Project Area), Series 2014, Assured Guaranty Municipal insured, 5.00% 9/1/2026	1,000	1,019
City of Rancho Cucamonga, Successor Agcy. to the Redev. Agcy., Tax Allocation Rev. Ref. Bonds (Rancho Redev. Project Area), Series 2014, Assured Guaranty Municipal insured, 5.00% 9/1/2029	4,065	4,149
City of Rancho Mirage, Community Facs. Dist. No. 4B (Del Webb Project), Special Tax Bonds, Series 2021, 4.00% 9/1/2051	550	473
City of Redding, Redev. Agcy., Tax Allocation Bonds (SHASTEC Redev. Project), Series 2006, 5.00% 9/1/2036	1,585	1,641
City of Redding, Wastewater System Rev. Ref. Bonds, Series 2020, 5.00% 6/1/2032	620	708
City of Redding, Wastewater System Rev. Ref. Bonds, Series 2020, 5.00% 6/1/2033	465	530
City of Rialto, Community Facs. Dist. No. 2019-2 (Foothill/Spruce), Special Tax Bonds, Series 2022, 4.25% 9/1/2042	770	719
Rialto Unified School Dist., G.O. Bonds, 2022 Election, Series 2023, BAM insured, 0% 8/1/2034	500	335
Rialto Unified School Dist., G.O. Bonds, 2022 Election, Series 2023, BAM insured, 0% 8/1/2044	1,000	380
Rialto Unified School Dist., G.O. Bonds, 2022 Election, Series 2023, BAM insured, 0% 8/1/2045	1,625	586
Rialto Unified School Dist., G.O. Bonds, 2022 Election, Series 2023, BAM insured, 0% 8/1/2046	1,000	340
Rialto Unified School Dist., G.O. Bonds, 2022 Election, Series 2023, BAM insured, 0% 8/1/2047	1,175	378
Rialto Unified School Dist., G.O. Bonds, 2022 Election, Series 2023, BAM insured, 5.00% 8/1/2052	1,720	1,871
City of Richmond, Wastewater Rev. Ref. Bonds, Series 2019-B, 5.00% 8/1/2032	1,360	1,533
City of Richmond, Wastewater Rev. Ref. Bonds, Series 2019-B, 5.00% 8/1/2034	1,505	1,691
Rio Elementary School Dist., Community Facs. Dist. No. 1, Special Tax Bonds, Series 2013, 5.50% 9/1/2039 (preref. 9/1/2023)	725	726
Rio Hondo Community College Dist., G.O. Bonds, Capital Appreciation Bonds, 2004 Election, Series 2010-C, 0% 8/1/2028	1,000	852
River Islands Public Fncg. Auth., Community Facs. Dist. No. 2003-1 (Public Improvements), Special Tax Bonds, Series 2019-A, 5.00% 9/1/2043	3,035	3,011
River Islands Public Fncg. Auth., Community Facs. Dist. No. 2003-1 (Public Improvements), Special Tax Bonds, Series 2019-A, 5.00% 9/1/2048	6,000	5,826
River Islands Public Fncg. Auth., Community Facs. Dist. No. 2003-1 (Public Improvements), Special Tax Rev. Ref. Bonds, Series 2022-A-1, Assured Guaranty Municipal insured, 5.25% 9/1/2052	3,000	3,299
River Islands Public Fncg. Auth., Community Facs. Dist. No. 2019-1 (Public Improvements), Special Tax Bonds, Series 2019, 5.00% 9/1/2040	4,685	4,588
River Islands Public Fncg. Auth., Community Facs. Dist. No. 2021-1 (Public Improvements), Special Tax Bonds, Series 2021-1, 4.00% 9/1/2026	380	376
River Islands Public Fncg. Auth., Community Facs. Dist. No. 2021-1 (Public Improvements), Special Tax Bonds, Series 2021-1, 4.00% 9/1/2027	430	426
River Islands Public Fncg. Auth., Community Facs. Dist. No. 2021-1 (Public Improvements), Special Tax Bonds, Series 2021-1, 4.00% 9/1/2029	250	248
River Islands Public Fncg. Auth., Community Facs. Dist. No. 2021-1 (Public Improvements), Special Tax Bonds, Series 2021-1, 4.00% 9/1/2033	590	579

# The Tax-Exempt Fund of California (continued)

Bonds, notes & other debt instruments (continued)	Principal amount (000)	Value (000)
<b>California (continued)</b>		
River Islands Public Fncg. Auth., Community Facs. Dist. No. 2021-1 (Public Improvements), Special Tax Bonds, Series 2021-1, 4.00% 9/1/2041	USD750	\$ 669
River Islands Public Fncg. Auth., Community Facs. Dist. No. 2021-1 (Public Improvements), Special Tax Bonds, Series 2021-1, 4.00% 9/1/2046	455	388
River Islands Public Fncg. Auth., Community Facs. Dist. No. 2021-1 (Public Improvements), Special Tax Bonds, Series 2021-1, 4.00% 9/1/2051	1,400	1,149
City of Riverside, Sewer Rev. Bonds, Series 2015-A, 5.00% 8/1/2031	2,500	2,612
County of Riverside, Successor Agcy. to the Redev. Agcy., Tax Allocation Rev. Ref. Bonds (Jurupa Valley Redev. Project Area), Series 2015-B, Assured Guaranty Municipal insured, 5.00% 10/1/2028	2,000	2,082
County of Riverside, Transportation Commission, Toll Rev. Ref. Bonds, Series 2021-B-2, 3.00% 6/1/2044	1,894	1,530
County of Riverside, Transportation Commission, Toll Rev. Ref. Bonds, Series 2021-B-2, 3.00% 6/1/2048	2,288	1,750
County of Riverside, Transportation Commission, Toll Rev. Ref. Bonds, Series 2021-B-1, BAM insured, 3.00% 6/1/2049	10,500	8,086
County of Riverside, Transportation Commission, Toll Rev. Ref. Bonds (RCTC 91 Express Lanes), Series 2021-B-1, 4.00% 6/1/2046	1,520	1,458
Riverside Unified School Dist., Fncg. Auth., Special Tax Rev. Ref. Bonds, Series 2015, BAM insured, 5.00% 9/1/2032	1,100	1,139
Riverside Unified School Dist., Fncg. Auth., Special Tax Rev. Ref. Bonds, Series 2015, BAM insured, 5.00% 9/1/2033	2,315	2,396
Riverside Unified School Dist., Fncg. Auth., Special Tax Rev. Ref. Bonds, Series 2015, BAM insured, 5.00% 9/1/2034	1,500	1,551
Riverside Unified School Dist., Fncg. Auth., Special Tax Rev. Ref. Bonds, Series 2015, BAM insured, 5.00% 9/1/2035	890	919
Riverside Unified School Dist., Special Tax Bonds, Series 2021, 4.00% 9/1/2045	375	333
Riverside Unified School Dist., Special Tax Bonds, Series 2021, 4.00% 9/1/2050	600	515
Robla School Dist., G.O. Bonds, 2018 Election, Series 2019-A, Assured Guaranty Municipal insured, 5.00% 8/1/2044	1,720	1,822
Romoland School Dist., Community Facs. Dist. No. 2004-1 (Heritage Lake), Improvement Area No. 4, Special Tax Bonds, Series 2020-A, 4.00% 9/1/2038	550	515
Romoland School Dist., Community Facs. Dist. No. 2004-1 (Heritage Lake), Improvement Area No. 4, Special Tax Bonds, Series 2020-A, 4.00% 9/1/2045	750	666
Romoland School Dist., Community Facs. Dist. No. 2006-1 (Brendle Mills), Special Tax Bonds, Series 2017, 5.00% 9/1/2039	990	1,012
Romoland School Dist., Community Facs. Dist. No. 91-1, Special Tax Bonds, Series 2017, 5.00% 9/1/2027	250	261
Romoland School Dist., Community Facs. Dist. No. 91-1, Special Tax Bonds, Series 2017, 5.00% 9/1/2028	360	377
Romoland School Dist., Community Facs. Dist. No. 91-1, Special Tax Bonds, Series 2017, 5.00% 9/1/2031	830	867
Romoland School Dist., Community Facs. Dist. No. 91-1, Special Tax Bonds, Series 2017, 5.00% 9/1/2034	855	892
Romoland School Dist., Community Facs. Dist. No. 91-1, Special Tax Bonds, Series 2017, 5.00% 9/1/2035	1,140	1,185
Romoland School Dist., Community Facs. Dist. No. 91-1, Special Tax Bonds, Series 2017, 5.00% 9/1/2037	1,000	1,028
Romoland School Dist., Community Facs. Dist. No. 91-1, Special Tax Bonds, Series 2017, 5.00% 9/1/2041	1,255	1,275
City of Roseville, Community Facs. Dist. No. 1 (Creekview), Special Tax Bonds, Series 2021, 3.00% 9/1/2023	85	85
City of Roseville, Community Facs. Dist. No. 1 (Creekview), Special Tax Bonds, Series 2021, 3.00% 9/1/2024	95	93
City of Roseville, Community Facs. Dist. No. 1 (Creekview), Special Tax Bonds, Series 2021, 3.00% 9/1/2025	110	106
City of Roseville, Community Facs. Dist. No. 1 (Creekview), Special Tax Bonds, Series 2021, 4.00% 9/1/2026	125	125
City of Roseville, Community Facs. Dist. No. 1 (Creekview), Special Tax Bonds, Series 2021, 4.00% 9/1/2027	145	145
City of Roseville, Community Facs. Dist. No. 1 (Creekview), Special Tax Bonds, Series 2021, 4.00% 9/1/2028	165	165
City of Roseville, Community Facs. Dist. No. 1 (Creekview), Special Tax Bonds, Series 2021, 4.00% 9/1/2029	185	186
City of Roseville, Community Facs. Dist. No. 1 (Creekview), Special Tax Bonds, Series 2021, 4.00% 9/1/2030	205	205
City of Roseville, Community Facs. Dist. No. 1 (Creekview), Special Tax Bonds, Series 2021, 4.00% 9/1/2041	1,215	1,116
City of Roseville, Community Facs. Dist. No. 1 (Creekview), Special Tax Bonds, Series 2021, 4.00% 9/1/2046	1,145	1,011
City of Roseville, Community Facs. Dist. No. 1 (Creekview), Special Tax Bonds, Series 2021, 4.00% 9/1/2051	2,815	2,415
City of Roseville, Community Facs. Dist. No. 1 (The Fountains), Special Tax Rev. Ref. Bonds, Series 2016, 5.00% 9/1/2038	1,650	1,685
City of Roseville, Community Facs. Dist. No. 1 (Villages at Sierra Vista), Special Tax Bonds, Series 2021, 4.00% 9/1/2037	220	210
City of Roseville, Community Facs. Dist. No. 1 (Villages at Sierra Vista), Special Tax Bonds, Series 2021, 4.00% 9/1/2041	305	280
City of Roseville, Community Facs. Dist. No. 1 (Villages at Sierra Vista), Special Tax Bonds, Series 2021, 4.00% 9/1/2046	1,040	917
City of Roseville, Community Facs. Dist. No. 1 (Villages at Sierra Vista), Special Tax Bonds, Series 2021, 4.00% 9/1/2051	710	608
City of Roseville, Community Facs. Dist. No. 1 (Westpark), Special Tax Rev. Ref. Bonds, Series 2015, 5.00% 9/1/2023	1,000	1,001

# The Tax-Exempt Fund of California (continued)

Bonds, notes & other debt instruments (continued)	Principal amount (000)	Value (000)
<b>California (continued)</b>		
City of Roseville, Community Facs. Dist. No. 1 (Westpark), Special Tax Rev. Ref. Bonds, Series 2015, 5.00% 9/1/2024	USD1,005	\$1,017
City of Roseville, Community Facs. Dist. No. 1 (Westpark), Special Tax Rev. Ref. Bonds, Series 2015, 5.00% 9/1/2026	500	514
City of Roseville, Community Facs. Dist. No. 1 (Westpark), Special Tax Rev. Ref. Bonds, Series 2015, 5.00% 9/1/2027	230	237
City of Roseville, Community Facs. Dist. No. 1 (Westpark), Special Tax Rev. Ref. Bonds, Series 2015, 5.00% 9/1/2028	1,000	1,032
City of Roseville, Community Facs. Dist. No. 1 (Westpark), Special Tax Rev. Ref. Bonds, Series 2015, 5.00% 9/1/2030	500	513
City of Roseville, Community Facs. Dist. No. 5 (Fiddymment Ranch), Special Tax Bonds, Series 2021, 4.00% 9/1/2041	750	700
City of Roseville, Natural Gas Fncg. Auth., Gas Rev. Bonds, Series 2007, 5.00% 2/15/2024	3,300	3,310
Rowland Unified School Dist., G.O. Bonds, 2006 Election, Capital Appreciation Bonds, Series 2009-B, 0% 8/1/2034	4,000	2,736
City of Sacramento, Community Facs. Dist. No. 2006-02 (Natomas Central), Special Tax Bonds, Series 2016, 5.00% 9/1/2041	235	238
City of Sacramento, Community Facs. Dist. No. 2006-02 (Natomas Central), Special Tax Bonds, Series 2016, 5.00% 9/1/2046	1,750	1,768
City of Sacramento, Community Facs. Dist. No. 2015-04 (McKinley Village Improvements), Special Tax Bonds, Series 2020, BAM insured, 4.00% 9/1/2040	1,100	1,112
City of Sacramento, Community Facs. Dist. No. 2015-04 (McKinley Village Improvements), Special Tax Bonds, Series 2020, BAM insured, 4.00% 9/1/2046	2,850	2,841
City of Sacramento, Community Facs. Dist. No. 2019-01 (Delta Shores), Improvement Area No. 2, Special Tax Bonds, Series 2022, 5.50% 9/1/2052	260	260
City of Sacramento, Community Facs. Dist. No. 2019-01 (Delta Shores), Improvement Area No. 2, Special Tax Bonds, Series 2022, 5.75% 9/1/2052	630	640
City of Sacramento, Community Facs. Dist. No. 4 (North Natomas), Special Tax Rev. Ref. Bonds, Series 2013-E, 5.00% 9/1/2030	1,250	1,252
City of Sacramento, Municipal Utility Dist., Electric Rev. Bonds, Series 2013-A, 5.00% 8/15/2041	2,000	2,001
County of Sacramento, Airport System Rev. Ref. Bonds, Series 2018-C, AMT, 5.00% 7/1/2028	1,455	1,557
County of Sacramento, Airport System Rev. Ref. Bonds, Series 2018-C, AMT, 5.00% 7/1/2033	3,000	3,194
County of Sacramento, Airport System Rev. Ref. Bonds, Series 2018-C, AMT, 5.00% 7/1/2034	3,000	3,188
County of Sacramento, Airport System Rev. Ref. Bonds, Series 2018-C, AMT, 5.00% 7/1/2035	4,000	4,237
County of Sacramento, Airport System Rev. Ref. Bonds, Series 2016-B, 5.00% 7/1/2036	1,000	1,047
County of Sacramento, Airport System Rev. Ref. Bonds, Series 2020, BAM insured, 4.00% 7/1/2037	2,400	2,483
County of Sacramento, Airport System Rev. Ref. Bonds, Series 2016-B, 5.00% 7/1/2041	400	414
County of Sacramento, Community Facs. Dist. No. 2005-2 (North Vineyard Station No. 1), Special Tax Bonds, Series 2016, 5.00% 9/1/2040	1,090	1,106
County of Sacramento, Community Facs. Dist. No. 2014-2 (North Vineyard Station No. 2), Special Tax Bonds, Series 2021, 4.00% 9/1/2036	530	513
County of Sacramento, Community Facs. Dist. No. 2014-2 (North Vineyard Station No. 2), Special Tax Bonds, Series 2021, 4.00% 9/1/2041	650	594
Sacramento Area Flood Control Agcy., Consolidated Capital Assessment Dist. No. 2, Rev. Bonds, Series 2016-A, 5.00% 10/1/2041	1,000	1,048
Sacramento Unified School Dist., G.O. Bonds, 2012 Election, Series 2022-A, BAM insured, 5.50% 8/1/2047	1,940	2,153
Sacramento Unified School Dist., G.O. Bonds, 2020 Election, Series 2022-A, BAM insured, 5.00% 8/1/2036	340	380
Sacramento Unified School Dist., G.O. Bonds, 2020 Election, Series 2022-A, BAM insured, 5.50% 8/1/2052	1,925	2,130
Sacramento Unified School Dist., G.O. Bonds, 2021 Election, Series 2021-G, Assured Guaranty Municipal insured, 4.00% 8/1/2044	1,315	1,309
Sacramento Unified School Dist., G.O. Bonds, 2021 Election, Series 2021-G, Assured Guaranty Municipal insured, 4.00% 8/1/2049	4,190	4,080
Sacramento Unified School Dist., G.O. Bonds, Capital Appreciation Bonds, 2002 Election, Series 2007, Assured Guaranty Municipal insured, 0% 7/1/2028	4,575	3,846
County of San Bernardino and Cities of Colton, Loma Linda and San Bernardino, Successor Agcy. to the Inland Valley Dev. Agcy., Tax Allocation Rev. Ref. Bonds, Series 2014-A, 5.00% 9/1/2044	3,750	3,763
County of San Bernardino, Community Facs. Dist. No. 2006-1 (Lytle Creek North), Improvement Area No. 1, Special Tax Bonds, Series 2015, 5.00% 9/1/2040	1,000	1,011
County of San Bernardino, Community Facs. Dist. No. 2006-1 (Lytle Creek North), Improvement Area No. 6, Special Tax Bonds, Series 2018, 5.00% 9/1/2043	1,860	1,900
County of San Bernardino, Community Facs. Dist. No. 2006-1 (Lytle Creek North), Improvement Area No. 6, Special Tax Bonds, Series 2018, 5.00% 9/1/2048	1,775	1,803
San Bernardino Unified School Dist., G.O. Rev. Ref. Bonds, Series 2017-D, Assured Guaranty Municipal insured, 4.00% 8/1/2042	2,175	2,181



# The Tax-Exempt Fund of California (continued)

Bonds, notes & other debt instruments (continued)	Principal amount (000)	Value (000)
<b>California (continued)</b>		
City of San Clemente, Community Facs. Dist. No. 2006-1 (Marblehead Coastal), Special Tax Bonds, Series 2015, 5.00% 9/1/2030	USD245	\$ 251
City of San Clemente, Community Facs. Dist. No. 2006-1 (Marblehead Coastal), Special Tax Bonds, Series 2015, 5.00% 9/1/2031	480	492
City of San Clemente, Community Facs. Dist. No. 2006-1 (Marblehead Coastal), Special Tax Bonds, Series 2015, 5.00% 9/1/2032	480	492
City of San Diego, Community Facs. Dist. No. 4 (Black Mountain Ranch Villages), Special Tax Bonds, Series 2016, 5.00% 9/1/2037	970	993
City of San Diego, Public Facs. Fncg. Auth., Water Rev. Bonds, Series 2020-A, 4.00% 8/1/2045	1,000	1,001
City of San Diego, Public Facs. Fncg. Auth., Water Rev. Ref. Bonds, Series 2016-B, 5.00% 8/1/2038	2,820	2,983
County of San Diego, Community Facs. Dist. No. 2008-1 (Harmony Grove Village), Improvement Area No. 1, Special Tax Bonds, Series 2020-A, 4.00% 9/1/2032	125	126
County of San Diego, Community Facs. Dist. No. 2008-1 (Harmony Grove Village), Improvement Area No. 1, Special Tax Bonds, Series 2020-A, 4.00% 9/1/2032	100	101
County of San Diego, Community Facs. Dist. No. 2008-1 (Harmony Grove Village), Improvement Area No. 1, Special Tax Bonds, Series 2020-A, 4.00% 9/1/2033	100	101
County of San Diego, Community Facs. Dist. No. 2008-1 (Harmony Grove Village), Improvement Area No. 1, Special Tax Bonds, Series 2020-A, 4.00% 9/1/2034	265	266
County of San Diego, Community Facs. Dist. No. 2008-1 (Harmony Grove Village), Improvement Area No. 1, Special Tax Bonds, Series 2020-A, 4.00% 9/1/2034	100	100
County of San Diego, Community Facs. Dist. No. 2008-1 (Harmony Grove Village), Improvement Area No. 1, Special Tax Bonds, Series 2020-A, 4.00% 9/1/2035	125	125
County of San Diego, Community Facs. Dist. No. 2008-1 (Harmony Grove Village), Improvement Area No. 1, Special Tax Bonds, Series 2020-A, 4.00% 9/1/2036	635	623
County of San Diego, Community Facs. Dist. No. 2008-1 (Harmony Grove Village), Improvement Area No. 1, Special Tax Bonds, Series 2020-A, 4.00% 9/1/2036	170	167
County of San Diego, Community Facs. Dist. No. 2008-1 (Harmony Grove Village), Improvement Area No. 1, Special Tax Bonds, Series 2020-A, 4.00% 9/1/2037	175	169
County of San Diego, Community Facs. Dist. No. 2008-1 (Harmony Grove Village), Improvement Area No. 1, Special Tax Bonds, Series 2020-A, 4.00% 9/1/2038	855	818
County of San Diego, Community Facs. Dist. No. 2008-1 (Harmony Grove Village), Improvement Area No. 1, Special Tax Bonds, Series 2020-A, 4.00% 9/1/2039	410	388
County of San Diego, Community Facs. Dist. No. 2008-1 (Harmony Grove Village), Improvement Area No. 1, Special Tax Bonds, Series 2020-A, 4.00% 9/1/2040	475	446
County of San Diego, Community Facs. Dist. No. 2008-1 (Harmony Grove Village), Improvement Area No. 1, Special Tax Bonds, Series 2020-A, 4.00% 9/1/2040	100	94
County of San Diego, Community Facs. Dist. No. 2008-1 (Harmony Grove Village), Improvement Area No. 1, Special Tax Bonds, Series 2020-A, 4.00% 9/1/2045	1,000	899
County of San Diego, Community Facs. Dist. No. 2008-1 (Harmony Grove Village), Improvement Area No. 1, Special Tax Bonds, Series 2020-A, 4.00% 9/1/2045	550	494
County of San Diego, Community Facs. Dist. No. 2008-1 (Harmony Grove Village), Improvement Area No. 1, Special Tax Bonds, Series 2020-A, 4.00% 9/1/2050	1,100	958
County of San Diego, Community Facs. Dist. No. 2008-1 (Harmony Grove Village), Improvement Area No. 1, Special Tax Bonds, Series 2020-A, 4.00% 9/1/2050	1,000	871
County of San Diego, Regional Airport Auth., Airport Rev. and Rev. Ref. Bonds, Series 2019-A, 4.00% 7/1/2037	1,000	1,028
County of San Diego, Regional Airport Auth., Airport Rev. and Rev. Ref. Bonds, Series 2019-A, 5.00% 7/1/2044	8,965	9,540
County of San Diego, Regional Airport Auth., Airport Rev. Bonds, Series 2019-B, AMT, 5.00% 7/1/2026	760	788
County of San Diego, Regional Airport Auth., Airport Rev. Bonds, Series 2019-B, AMT, 5.00% 7/1/2027	750	790
County of San Diego, Regional Airport Auth., Airport Rev. Bonds, Series 2019-B, AMT, 5.00% 7/1/2029	1,595	1,729
County of San Diego, Regional Airport Auth., Airport Rev. Bonds, Series 2019-B, AMT, 5.00% 7/1/2030	1,785	1,922
County of San Diego, Regional Airport Auth., Airport Rev. Bonds, Series 2019-B, AMT, 5.00% 7/1/2033	2,280	2,453
County of San Diego, Regional Airport Auth., Airport Rev. Bonds, Series 2017-A, 5.00% 7/1/2035	1,000	1,075
County of San Diego, Regional Airport Auth., Airport Rev. Bonds, Series 2017-B, AMT, 5.00% 7/1/2035	2,495	2,600
County of San Diego, Regional Airport Auth., Airport Rev. Bonds, Series 2017-B, AMT, 5.00% 7/1/2036	750	778
County of San Diego, Regional Airport Auth., Airport Rev. Bonds, Series 2017-B, AMT, 5.00% 7/1/2037	750	774
County of San Diego, Regional Airport Auth., Airport Rev. Bonds, Series 2017-B, AMT, 5.00% 7/1/2042	1,500	1,540
County of San Diego, Regional Airport Auth., Airport Rev. Bonds, Series 2017-B, AMT, 5.00% 7/1/2047	1,000	1,019
County of San Diego, Regional Airport Auth., Airport Rev. Bonds, Series 2019-B, AMT, 5.00% 7/1/2049	3,375	3,483
County of San Diego, Regional Airport Auth., Airport Rev. Bonds, Series 2021-A, 4.00% 7/1/2056	795	749
County of San Diego, Regional Airport Auth., Airport Rev. Ref. Bonds, Series 2020-B, 5.00% 7/1/2035	1,000	1,141
County of San Diego, Regional Transportation Commission, Limited Sales Tax Rev. Green Bonds, Series 2020-A, 4.00% 4/1/2048	3,000	2,978

# The Tax-Exempt Fund of California (continued)

Bonds, notes & other debt instruments (continued)	Principal amount (000)	Value (000)
<b>California (continued)</b>		
San Diego Unified School Dist., G.O. Dedicated Unlimited Ad Valorem Property Tax Bonds, Series 2016-SR-1, 4.00% 7/1/2031	USD4,000	\$ 4,128
San Diego Unified School Dist., G.O. Dedicated Unlimited Ad Valorem Property Tax Bonds, Series 2016-SR-1, 4.00% 7/1/2032	1,000	1,029
San Diego Unified School Dist., G.O. Dedicated Unlimited Ad Valorem Property Tax Bonds, 2008 Election, Capital Appreciation Bonds, Series 2012-E, 0% 7/1/2034	3,000	2,103
San Diego Unified School Dist., G.O. Dedicated Unlimited Ad Valorem Property Tax Bonds, 2012 Election, Series 2017-I, 4.00% 7/1/2047	2,000	1,963
San Diego Unified School Dist., G.O. Dedicated Unlimited Ad Valorem Property Tax Bonds, 2012 Election, Series 2020-M-2, 3.00% 7/1/2050	5,000	3,875
City and County of San Francisco, Airport Commission, San Francisco International Airport, Rev. Bonds, Series 2023-A-2, AMT, 5.00% 5/1/2029	2,000	2,162
City and County of San Francisco, Airport Commission, San Francisco International Airport, Rev. Bonds, Series 2016-B-2, AMT, 5.00% 5/1/2046	4,000	4,057
City and County of San Francisco, Airport Commission, San Francisco International Airport, Rev. Bonds, Series 2018-E-2, 5.00% 5/1/2048	2,380	2,503
City and County of San Francisco, Airport Commission, San Francisco International Airport, Rev. Bonds, Series 2019-A-2, AMT, 5.00% 5/1/2049	4,000	4,125
City and County of San Francisco, Airport Commission, San Francisco International Airport, Rev. Bonds, Series 2019-E-2, AMT, 4.00% 5/1/2050	2,000	1,871
City and County of San Francisco, Airport Commission, San Francisco International Airport, Rev. Bonds, Series 2019-E-2, AMT, 5.00% 5/1/2050	13,630	14,044
City and County of San Francisco, Airport Commission, San Francisco International Airport, Rev. Bonds, Series 2019-F-2, 5.00% 5/1/2050	1,990	2,099
City and County of San Francisco, Airport Commission, San Francisco International Airport, Rev. Ref. Bonds, Series 2021-A-2, AMT, 5.00% 5/1/2036	6,750	7,343
City and County of San Francisco, Airport Commission, San Francisco International Airport, Rev. Ref. Bonds, Series 2020-A-2, AMT, 5.00% 5/1/2037	4,000	4,271
City and County of San Francisco, Airport Commission, San Francisco International Airport, Rev. Ref. Bonds, Series 2019-A-2, AMT, 5.00% 5/1/2044	3,000	3,107
City and County of San Francisco, Airport Commission, San Francisco International Airport, Rev. Ref. Bonds, Series 2019-E-2, AMT, 5.00% 5/1/2045	4,125	4,274
City and County of San Francisco, Airport Commission, San Francisco International Airport, Rev. Ref. Bonds, Series 2022-A-2, AMT, 5.00% 5/1/2052	3,000	3,132
City and County of San Francisco, Certs. of Part. (Moscone Convention Center Expansion Project), Series 2017-B, 4.00% 4/1/2038	2,000	2,002
City and County of San Francisco, Community Facs. Dist. No. 2014-1 (Transbay Transit Center), Special Tax Bonds, Series 2022-A, 5.00% 9/1/2042	1,000	1,073
City and County of San Francisco, Community Facs. Dist. No. 2014-1 (Transbay Transit Center), Special Tax Bonds, Series 2022-A, 5.00% 9/1/2047	1,060	1,125
City and County of San Francisco, Community Facs. Dist. No. 2014-1 (Transbay Transit Center), Special Tax Bonds, Series 2022-A, 5.00% 9/1/2052	640	673
City and County of San Francisco, Community Facs. Dist. No. 2016-1 (Treasure Island), Improvement Area No. 1, Special Tax Bonds, Series 2021, 4.00% 9/1/2041	1,950	1,800
City and County of San Francisco, Community Facs. Dist. No. 2016-1 (Treasure Island), Improvement Area No. 1, Special Tax Bonds, Series 2021, 4.00% 9/1/2046	1,745	1,549
City and County of San Francisco, Community Facs. Dist. No. 2016-1 (Treasure Island), Improvement Area No. 1, Special Tax Bonds, Series 2021, 4.00% 9/1/2051	1,035	893
City and County of San Francisco, Community Facs. Dist. No. 2016-1 (Treasure Island), Improvement Area No. 2, Special Tax Bonds, Series 2022-A, 4.00% 9/1/2052 <sup>3</sup>	1,500	1,272
City and County of San Francisco, G.O. Bonds (Earthquake Safety and Emergency Response), Series 2021-E-1, 4.00% 6/15/2043	3,445	3,457
City and County of San Francisco, Infrastructure and Revitalization Fncg. Dist. No. 1 (Treasure Island), Tax Increment Rev. Bonds, Series 2022-A, 5.00% 9/1/2032 <sup>3</sup>	500	530
City and County of San Francisco, Infrastructure and Revitalization Fncg. Dist. No. 1 (Treasure Island), Tax Increment Rev. Bonds, Series 2022-A, 5.00% 9/1/2037 <sup>3</sup>	500	508
City and County of San Francisco, Infrastructure and Revitalization Fncg. Dist. No. 1 (Treasure Island), Tax Increment Rev. Bonds, Series 2022-A, 5.00% 9/1/2052 <sup>3</sup>	2,000	1,912
City and County of San Francisco, Public Utilities Commission, San Francisco Water Rev. Bonds, Series 2023-A, 5.25% 11/1/2048	2,000	2,276
City and County of San Francisco, Public Utilities Commission, San Francisco Water Rev. Bonds, Series 2020-D, 3.00% 11/1/2050	1,615	1,243

# The Tax-Exempt Fund of California (continued)

Bonds, notes & other debt instruments (continued)	Principal amount (000)	Value (000)
<b>California (continued)</b>		
City and County of San Francisco, Public Utilities Commission, San Francisco Water Rev. Bonds, Series 2020-A, 4.00% 11/1/2050	USD2,000	\$ 1,973
City and County of San Francisco, Public Utilities Commission, San Francisco Water Rev. Bonds, Series 2020-C, 4.00% 11/1/2050	1,000	987
City and County of San Francisco, Public Utilities Commission, Wastewater Rev. Green Bonds, Series 2016-A, 4.00% 10/1/2037	6,575	6,584
City and County of San Francisco, Public Utilities Commission, Wastewater Rev. Green Bonds, Series 2023-C, 4.00% 10/1/2048 (put 10/1/2029)	8,665	9,154
City and County of San Francisco, Public Utilities Commission, Wastewater Rev. Green Bonds, Series 2021-A, 4.00% 10/1/2050	5,000	4,935
City and County of San Francisco, Redev. Fin. Auth., Tax Allocation Rev. Bonds (Mission Bay South Redev. Project), Series 2016-B, 5.00% 8/1/2031	425	451
City and County of San Francisco, Redev. Fin. Auth., Tax Allocation Rev. Bonds (Mission Bay South Redev. Project), Series 2016-C, 5.00% 8/1/2033	1,000	1,055
City and County of San Francisco, Redev. Fin. Auth., Tax Allocation Rev. Bonds (Mission Bay South Redev. Project), Series 2016-C, National insured, 5.00% 8/1/2041	2,100	2,174
City and County of San Francisco, Redev. Fin. Auth., Tax Allocation Rev. Bonds (Mission Bay South Redev. Project), Series 2014-A, 5.00% 8/1/2043	2,100	2,142
City and County of San Francisco, Special Tax Dist. No. 2020-1 (Mission Rock Facs. and Services), Dev. Special Tax Bonds, Series 2021-A, 4.00% 9/1/2026 <sup>3</sup>	130	129
City and County of San Francisco, Special Tax Dist. No. 2020-1 (Mission Rock Facs. and Services), Dev. Special Tax Bonds, Series 2021-A, 4.00% 9/1/2041 <sup>3</sup>	585	513
City and County of San Francisco, Special Tax Dist. No. 2020-1 (Mission Rock Facs. and Services), Dev. Special Tax Bonds, Series 2021-A, 4.00% 9/1/2046 <sup>3</sup>	2,475	2,084
City and County of San Francisco, Special Tax Dist. No. 2020-1 (Mission Rock Facs. and Services), Dev. Special Tax Bonds, Series 2021-A, 4.00% 9/1/2051 <sup>3</sup>	5,675	4,630
City and County of San Francisco, Special Tax Dist. No. 2020-1 (Mission Rock Facs. and Services), Dev. Special Tax Bonds, Series 2021-A, 4.00% 9/1/2051 <sup>3</sup>	1,550	1,265
City and County of San Francisco, Successor Agcy. to the Redev. Agcy., Community Facs. Dist. No. 6 (Mission Bay South Public Improvements), Special Tax Rev. Ref. Bonds, Series 2013-A, 5.00% 8/1/2024	1,510	1,513
City and County of San Francisco, Successor Agcy. to the Redev. Agcy., Community Facs. Dist. No. 6 (Mission Bay South Public Improvements), Special Tax Rev. Ref. Bonds, Series 2013-A, 5.00% 8/1/2028	1,400	1,413
City and County of San Francisco, Successor Agcy. to the Redev. Agcy., Community Facs. Dist. No. 7 (Hunters Point Shipyard Phase 1 Improvements), Special Tax Rev. Ref. Bonds, Series 2014, 4.00% 8/1/2023	105	105
City and County of San Francisco, Successor Agcy. to the Redev. Agcy., Community Facs. Dist. No. 7 (Hunters Point Shipyard Phase 1 Improvements), Special Tax Rev. Ref. Bonds, Series 2014, 5.00% 8/1/2025	220	222
City and County of San Francisco, Successor Agcy. to the Redev. Agcy., Community Facs. Dist. No. 7 (Hunters Point Shipyard Phase 1 Improvements), Special Tax Rev. Ref. Bonds, Series 2014, 5.00% 8/1/2028	360	365
City and County of San Francisco, Successor Agcy. to the Redev. Agcy., Community Facs. Dist. No. 7 (Hunters Point Shipyard Phase 1 Improvements), Special Tax Rev. Ref. Bonds, Series 2014, 5.00% 8/1/2029	595	603
City and County of San Francisco, Successor Agcy. to the Redev. Agcy., Community Facs. Dist. No. 7 (Hunters Point Shipyard Phase 1 Improvements), Special Tax Rev. Ref. Bonds, Series 2014, 5.00% 8/1/2030	460	466
City of San Francisco, Bay Area Rapid Transit Dist., G.O. Bonds, 2016 Election, Series 2020-C-1, 3.00% 8/1/2037	3,260	2,926
City of San Francisco, Bay Area Rapid Transit Dist., G.O. Green Bonds, 2016 Election, Series 2020-C-1, 3.00% 8/1/2050	10,690	8,048
San Francisco Community College Dist., G.O. Bonds, 2020 Election, Series 2020-A, 4.00% 6/15/2045	5,500	5,361
San Jacinto Unified School Dist., Community Facs. Dist. No. 2003-1, Special Tax Rev. Bonds (Infrastructure Projects), Series 2022, 4.00% 9/1/2050	875	743
San Jacinto Unified School Dist., Fncg. Auth., Special Tax Rev. Bonds, Series 2019, 5.00% 9/1/2028	380	400
San Jacinto Unified School Dist., Fncg. Auth., Special Tax Rev. Bonds, Series 2019, 5.00% 9/1/2030	200	212
San Jacinto Unified School Dist., Fncg. Auth., Special Tax Rev. Bonds, Series 2019, 5.00% 9/1/2031	550	581
San Jacinto Unified School Dist., Fncg. Auth., Special Tax Rev. Bonds, Series 2019, 5.00% 9/1/2033	750	787
San Jacinto Unified School Dist., Fncg. Auth., Special Tax Rev. Ref. Bonds, Series 2017, 5.00% 9/1/2034	765	797
San Jacinto Unified School Dist., Fncg. Auth., Special Tax Rev. Ref. Bonds, Series 2017, 5.00% 9/1/2035	200	208
City of San Jose, Airport Rev. Ref. Bonds, Series 2021-A, AMT, BAM insured, 5.00% 3/1/2029	1,030	1,111
City of San Jose, Airport Rev. Ref. Bonds, Series 2021-A, AMT, BAM insured, 5.00% 3/1/2033	1,500	1,646
City of San Jose, Airport Rev. Ref. Bonds, Series 2017-A, AMT, 5.00% 3/1/2035	1,000	1,040
City of San Jose, Airport Rev. Ref. Bonds, Series 2017-A, AMT, 5.00% 3/1/2037	1,000	1,031
City of San Jose, Airport Rev. Ref. Bonds, Series 2017-A, AMT, 5.00% 3/1/2041	1,500	1,540
City of San Jose, Airport Rev. Ref. Bonds, Series 2017-A, AMT, 5.00% 3/1/2047	10,000	10,182
San Jose Unified School Dist., G.O. Bonds, 2012 Election, Series 2018-E, 4.00% 8/1/2042	5,000	5,017
San Juan Unified School Dist., G.O. Bonds, 2016 Election, Series 2020, 4.00% 8/1/2034	1,000	1,042
San Leandro Unified School Dist., G.O. Bonds, Series 2019-B, BAM insured, 5.00% 8/1/2032	375	416

# The Tax-Exempt Fund of California (continued)

Bonds, notes & other debt instruments (continued)	Principal amount (000)	Value (000)
<b>California (continued)</b>		
San Leandro Unified School Dist., G.O. Bonds, Series 2019-B, BAM insured, 5.00% 8/1/2033	USD355	\$ 393
San Leandro Unified School Dist., G.O. Bonds, 2020 Election, Series 2020-A, BAM insured, 4.00% 8/1/2043	1,300	1,302
City of San Luis Obispo, Community Facs. Dist. No. 2019-1 (San Luis Ranch), Special Tax Bonds, Series 2021, 4.00% 9/1/2046	730	644
City of San Luis Obispo, Community Facs. Dist. No. 2019-1 (San Luis Ranch), Special Tax Bonds, Series 2021, 4.00% 9/1/2051	925	792
City of San Marcos, Successor Agcy. to the Redev. Agcy., Tax Allocation Rev. Ref. Bonds, Series 2015-A, 5.00% 10/1/2023	900	902
City of San Marcos, Successor Agcy. to the Redev. Agcy., Tax Allocation Rev. Ref. Bonds, Series 2015-A, 5.00% 10/1/2024	150	153
City of San Marcos, Successor Agcy. to the Redev. Agcy., Tax Allocation Rev. Ref. Bonds, Series 2015-A, 5.00% 10/1/2029	2,000	2,082
San Marcos Unified School Dist., G.O. Rev. Ref. Bonds, Series 2017, 5.00% 8/1/2034	2,115	2,297
San Marcos Unified School Dist., G.O. Rev. Ref. Bonds, Series 2017, 5.00% 8/1/2035	1,280	1,384
San Mateo Community College Dist., G.O. Bonds, Capital Appreciation Bonds, 2005 Election, Series 2006-B, National insured, 0% 9/1/2035	2,000	1,344
San Rafael High School Dist., G.O. Bonds, Series 2019-C, 4.00% 8/1/2043	2,500	2,505
City of San Ramon, Successor Agcy. to the Redev. Agcy., Tax Allocation Rev. Ref. Bonds, Series 2015-A, BAM insured, 5.00% 2/1/2038	2,000	2,047
Sanger Unified School Dist., G.O. Bonds, 2018 Election, Series 2021-C, BAM insured, 3.00% 8/1/2048	2,465	1,907
Sanger Unified School Dist., G.O. Bonds, 2020 Election, Series 2021-A, BAM insured, 3.00% 8/1/2051	3,325	2,517
Sanger Unified School Dist., G.O. Bonds, 2020 Election, Series 2021-A, BAM insured, 4.00% 8/1/2055	1,650	1,603
City of Santa Clarita, Community Facs. Dist. No. 2016-1 (Vista Canyon), Special Tax Bonds, Series 2020, 4.00% 9/1/2023 <sup>3</sup>	130	130
City of Santa Clarita, Community Facs. Dist. No. 2016-1 (Vista Canyon), Special Tax Bonds, Series 2020, 4.00% 9/1/2024 <sup>3</sup>	150	150
City of Santa Clarita, Community Facs. Dist. No. 2016-1 (Vista Canyon), Special Tax Bonds, Series 2020, 4.00% 9/1/2025 <sup>3</sup>	175	174
City of Santa Clarita, Community Facs. Dist. No. 2016-1 (Vista Canyon), Special Tax Bonds, Series 2020, 4.00% 9/1/2026 <sup>3</sup>	200	200
City of Santa Clarita, Community Facs. Dist. No. 2016-1 (Vista Canyon), Special Tax Bonds, Series 2020, 4.00% 9/1/2028 <sup>3</sup>	250	252
City of Santa Clarita, Community Facs. Dist. No. 2016-1 (Vista Canyon), Special Tax Bonds, Series 2020, 4.00% 9/1/2030 <sup>3</sup>	110	110
City of Santa Clarita, Community Facs. Dist. No. 2016-1 (Vista Canyon), Special Tax Bonds, Series 2020, 4.00% 9/1/2035 <sup>3</sup>	685	673
City of Santa Clarita, Community Facs. Dist. No. 2016-1 (Vista Canyon), Special Tax Bonds, Series 2020, 4.00% 9/1/2050 <sup>3</sup>	5,820	5,012
Santa Margarita Water Dist., Community Facs. Dist. No. 99-1 (Talega), Special Tax Rev. Ref. Bonds, Series 2014-B, 5.00% 9/1/2026	835	847
Santa Margarita Water Dist., Community Facs. Dist. No. 99-1 (Talega), Special Tax Rev. Ref. Bonds, Series 2014-B, 5.00% 9/1/2038	460	464
City of Santa Monica, Redev. Agcy., Tax Allocation Bonds (Earthquake Recovery Redev. Project), Series 2011, 5.00% 7/1/2032	2,000	2,006
City of Santa Monica, Redev. Agcy., Tax Allocation Bonds (Earthquake Recovery Redev. Project), Series 2011, 5.875% 7/1/2036	1,250	1,254
City of Santa Monica, Redev. Agcy., Tax Allocation Bonds (Earthquake Recovery Redev. Project), Series 2011, 5.875% 7/1/2042	2,500	2,508
Santa Monica-Malibu Unified School Dist., G.O. Bonds, 2012 Election, Series 2019-E, 3.00% 8/1/2033	2,000	1,960
City of Santee, Community Facs. Dist. No. 2017-1 (Weston Infrastructure), Special Tax Bonds, Series 2019, 5.00% 9/1/2027	195	206
City of Santee, Community Facs. Dist. No. 2017-1 (Weston Infrastructure), Special Tax Bonds, Series 2019, 5.00% 9/1/2028	205	219
City of Santee, Community Facs. Dist. No. 2017-1 (Weston Infrastructure), Special Tax Bonds, Series 2019, 5.00% 9/1/2034	350	372
City of Santee, Community Facs. Dist. No. 2017-1 (Weston Infrastructure), Special Tax Bonds, Series 2019, 3.00% 9/1/2036	250	218
City of Santee, Community Facs. Dist. No. 2017-1 (Weston Infrastructure), Special Tax Bonds, Series 2019, 3.00% 9/1/2037	185	157
City of Santee, Community Facs. Dist. No. 2017-1 (Weston Infrastructure), Special Tax Bonds, Series 2019, 3.00% 9/1/2038	270	224
City of Santee, Community Facs. Dist. No. 2017-1 (Weston Infrastructure), Special Tax Bonds, Series 2019, 3.125% 9/1/2039	165	138

# The Tax-Exempt Fund of California (continued)

Bonds, notes & other debt instruments (continued)	Principal amount (000)	Value (000)
<b>California (continued)</b>		
City of Santee, Community Facs. Dist. No. 2017-1 (Weston Infrastructure), Special Tax Bonds, Series 2019, 5.00% 9/1/2049	USD1,940	\$1,975
Saugus Union School Dist., Community Facs. Dist. No. 2019-1, Special Tax Bonds, Series 2020, 4.00% 9/1/2029	135	137
Saugus Union School Dist., Community Facs. Dist. No. 2019-1, Special Tax Bonds, Series 2020, 4.00% 9/1/2033	215	214
Saugus Union School Dist., Community Facs. Dist. No. 2019-1, Special Tax Bonds, Series 2020, 4.00% 9/1/2034	230	228
Saugus Union School Dist., Community Facs. Dist. No. 2019-1, Special Tax Bonds, Series 2020, 4.00% 9/1/2035	240	236
Saugus Union School Dist., Community Facs. Dist. No. 2019-1, Special Tax Bonds, Series 2020, 4.00% 9/1/2036	275	266
Saugus Union School Dist., Community Facs. Dist. No. 2019-1, Special Tax Bonds, Series 2020, 4.00% 9/1/2037	295	278
Saugus Union School Dist., Community Facs. Dist. No. 2019-1, Special Tax Bonds, Series 2020, 4.00% 9/1/2038	320	296
Saugus Union School Dist., Community Facs. Dist. No. 2019-1, Special Tax Bonds, Series 2020, 4.00% 9/1/2039	345	322
Saugus Union School Dist., Community Facs. Dist. No. 2019-1, Special Tax Bonds, Series 2020, 4.00% 9/1/2040	295	271
Saugus Union School Dist., Fncg. Auth., Special Tax Rev. Bonds, Series 2021-A, BAM insured, 4.00% 9/1/2035	600	623
Saugus Union School Dist., Fncg. Auth., Special Tax Rev. Bonds, Series 2021-A, BAM insured, 4.00% 9/1/2039	700	709
Saugus Union School Dist., Fncg. Auth., Special Tax Rev. Bonds, Series 2021-A, BAM insured, 4.00% 9/1/2041	275	278
Saugus Union School Dist., Fncg. Auth., Special Tax Rev. Bonds, Series 2021-A, BAM insured, 4.00% 9/1/2049	1,250	1,234
Saugus Union School Dist., Saugus/Hart School Facs. Fin. Auth., Community Facs. Dist. No. 2006-1, Special Tax Rev. Bonds, Series 2016, 5.00% 9/1/2033	1,240	1,274
School Fin. Auth., Charter School Rev. Bonds (Aspire Public Schools Obligated Group - Issue No. 5), Series 2021-A, 4.00% 8/1/2051 <sup>3</sup>	800	660
School Fin. Auth., Charter School Rev. Bonds (Aspire Public Schools Obligated Group - Issue No. 5), Series 2021-A, 4.00% 8/1/2061 <sup>3</sup>	2,275	1,793
School Fin. Auth., Charter School Rev. Bonds (Classical Academies Oceanside Project), Series 2022-A, 5.00% 10/1/2042 <sup>3</sup>	1,000	1,006
School Fin. Auth., Charter School Rev. Bonds (Classical Academies Oceanside Project), Series 2022-A, 5.00% 10/1/2061 <sup>3</sup>	2,025	1,938
School Fin. Auth., Charter School Rev. Bonds (Classical Academies Project), Series 2017-A, 4.00% 10/1/2027 <sup>3</sup>	750	745
School Fin. Auth., Charter School Rev. Bonds (Classical Academies Project), Series 2017-A, 5.00% 10/1/2032 <sup>3</sup>	2,500	2,599
School Fin. Auth., Charter School Rev. Bonds (Classical Academies Project), Series 2017-A, 5.00% 10/1/2037 <sup>3</sup>	1,485	1,508
School Fin. Auth., Charter School Rev. Bonds (Classical Academies Project), Series 2017-A, 5.00% 10/1/2044 <sup>3</sup>	2,805	2,807
School Fin. Auth., Charter School Rev. Bonds (Downtown College Prep Obligated Group), Series 2016, 4.75% 6/1/2036 <sup>3</sup>	1,365	1,327
School Fin. Auth., Charter School Rev. Bonds (Equitas Academy Obligated Group), Series 2018-A, 5.00% 6/1/2029 <sup>3</sup>	3,115	3,120
School Fin. Auth., Charter School Rev. Bonds (Equitas Academy Obligated Group), Series 2018-A, 5.00% 6/1/2035 <sup>3</sup>	500	489
School Fin. Auth., Charter School Rev. Bonds (Equitas Academy Obligated Group), Series 2018-A, 5.00% 6/1/2041 <sup>3</sup>	3,000	2,877
School Fin. Auth., Charter School Rev. Bonds (Equitas Academy Obligated Group), Series 2018-A, 5.00% 6/1/2048 <sup>3</sup>	2,795	2,596
School Fin. Auth., Charter School Rev. Bonds (Fenton Charter Public Schools Obligated Group), Series 2020-A, 5.00% 7/1/2040 <sup>3</sup>	1,350	1,328
School Fin. Auth., Charter School Rev. Bonds (Fenton Charter Public Schools Obligated Group), Series 2020-A, 5.00% 7/1/2050 <sup>3</sup>	750	703
School Fin. Auth., Charter School Rev. Bonds (Fenton Charter Public Schools Obligated Group), Series 2020-A, 5.00% 7/1/2058 <sup>3</sup>	1,625	1,506
School Fin. Auth., Charter School Rev. Bonds (Larchmont Charter School Project), Series 2018-A, 5.00% 6/1/2055 <sup>3</sup>	1,000	957
School Fin. Auth., Charter School Rev. Bonds (Rocketship Education Obligated Group), Series 2017-A, 5.00% 6/1/2034 <sup>3</sup>	750	752
School Fin. Auth., Charter School Rev. Bonds (Rocketship Education Obligated Group), Series 2016-A, 5.00% 6/1/2036 <sup>3</sup>	1,000	986
School Fin. Auth., Charter School Rev. Bonds (Rocketship Education Obligated Group), Series 2016-A, 5.00% 6/1/2046 <sup>3</sup>	750	691
School Fin. Auth., Charter School Rev. Bonds (Rocketship Public Schools Obligated Group), Series 2017-G, 5.00% 6/1/2030 <sup>3</sup>	315	318
School Fin. Auth., Charter School Rev. Bonds (Rocketship Public Schools Obligated Group), Series 2017-G, 5.00% 6/1/2047 <sup>3</sup>	250	229
School Fin. Auth., Educational Fac. Rev. Bonds (River Springs Charter School Project), Series 2017-A, 5.00% 7/1/2030 <sup>3</sup>	1,665	1,679
School Fin. Auth., Educational Fac. Rev. Bonds (River Springs Charter School Project), Series 2017-A, 5.00% 7/1/2037 <sup>3</sup>	2,105	2,033
School Fin. Auth., Educational Fac. Rev. Bonds (River Springs Charter School Project), Series 2023-A, 5.75% 7/1/2042 <sup>3</sup>	820	828



# The Tax-Exempt Fund of California (continued)

Bonds, notes & other debt instruments (continued)	Principal amount (000)	Value (000)
<b>California (continued)</b>		
School Fin. Auth., Educational Fac. Rev. Bonds (River Springs Charter School Project), Series 2015-A, 6.375% 7/1/2046 (preref. 7/1/2025) <sup>3</sup>	USD4,610	\$4,899
School Fin. Auth., Educational Facs. Rev. Bonds (River Springs Charter School Project), Series 2017-A, 5.00% 7/1/2047 <sup>3</sup>	1,000	904
School Fin. Auth., School Fac. Rev. Bonds (Granada Hills Charter Obligated Group), Series 2019, 5.00% 7/1/2043 <sup>3</sup>	1,750	1,760
School Fin. Auth., School Fac. Rev. Bonds (Granada Hills Charter Obligated Group), Series 2019, 5.00% 7/1/2049 <sup>3</sup>	1,900	1,902
School Fin. Auth., School Fac. Rev. Bonds (Granada Hills Charter Obligated Group), Series 2019, 5.00% 7/1/2054 <sup>3</sup>	5,000	4,984
School Fin. Auth., School Fac. Rev. Bonds (KIPP LA Projects), Series 2017-A, 5.00% 7/1/2037 <sup>3</sup>	860	888
School Fin. Auth., School Fac. Rev. Bonds (KIPP SoCal Projects), Series 2019-A, 5.00% 7/1/2054 <sup>3</sup>	2,150	2,182
School Fin. Auth., School Fac. Rev. Ref. Bonds (High Tech High Learning Project), Series 2017-A, 5.00% 7/1/2037 <sup>3</sup>	1,455	1,403
School Fin. Auth., School Fac. Rev. Ref. Bonds (High Tech High Learning Project), Series 2017-A, 5.00% 7/1/2049 <sup>3</sup>	5,400	4,946
South Orange County Public Fncg. Auth., Central Utility Fac. Lease Rev. Bonds, Series 2016, 5.00% 4/1/2031	1,250	1,323
South Orange County Public Fncg. Auth., Central Utility Fac. Lease Rev. Bonds, Series 2016, 5.00% 4/1/2032	1,750	1,851
South Orange County Public Fncg. Auth., Central Utility Fac. Lease Rev. Bonds, Series 2016, 5.00% 4/1/2035	2,000	2,106
South Placer Wastewater Auth., Wastewater Rev. Ref. Bonds, Series 2020, 5.00% 11/1/2035	500	602
South San Francisco Unified School Dist., G.O. Bonds, 2022 Election, Series 2023, 4.00% 9/1/2040	1,000	1,020
South San Francisco Unified School Dist., G.O. Bonds, 2022 Election, Series 2023, 4.00% 9/1/2041	1,690	1,710
Southern California Public Power Auth., Gas Project Rev. Bonds (Project No. 1), Series 2007-A, 5.25% 11/1/2025	1,400	1,434
Southern California Public Power Auth., Rev. Ref. Green Bonds (Milford Wind Corridor Phase II Project), Series 2021-1, 5.00% 7/1/2026	385	409
Southern California Public Power Auth., Transmission Project Rev. Bonds (Southern Transmission System Renewal Project), Series 2023-1, 5.25% 7/1/2053	4,000	4,521
Southwestern Community College Dist., G.O. Rev. Ref. Bonds (2019 Crossover), Series 2016-B, 4.00% 8/1/2035	500	511
Statewide Communities Dev. Auth., Community Facs. Dist. No. 2021-01 (Meadowlands), Special Tax Bonds, Series 2021, 4.00% 9/1/2041	2,780	2,531
Statewide Communities Dev. Auth., Community Facs. Dist. No. 2021-01 (Meadowlands), Special Tax Bonds, Series 2021, 4.00% 9/1/2051	1,290	1,096
Statewide Communities Dev. Auth., Community Facs. Dist. No. 2021-02 (Citro), Special Tax Bonds, Series 2022, 4.25% 9/1/2037	1,250	1,212
Statewide Communities Dev. Auth., Community Facs. Dist. No. 2021-02 (Citro), Special Tax Bonds, Series 2022, 5.00% 9/1/2042	1,965	1,997
Statewide Communities Dev. Auth., Community Facs. Dist. No. 2021-02 (Citro), Special Tax Bonds, Series 2022, 5.00% 9/1/2052	500	499
Statewide Communities Dev. Auth., Health Fac. Rev. Bonds (Montage Health), Series 2021-A, 4.00% 6/1/2040	1,090	1,087
Statewide Communities Dev. Auth., Health Fac. Rev. Bonds (Montage Health), Series 2021-A, 4.00% 6/1/2041	1,160	1,157
Statewide Communities Dev. Auth., Pollution Control Rev. Ref. Bonds (Southern California Edison Co.), Series 2010-A, 1.75% 9/1/2029	7,000	6,061
Statewide Communities Dev. Auth., Rev. Bonds (Adventist Health System/West), Series 2018-A, 5.00% 3/1/2035	1,465	1,540
Statewide Communities Dev. Auth., Rev. Bonds (Adventist Health System/West), Series 2018-A, 4.00% 3/1/2042	1,240	1,138
Statewide Communities Dev. Auth., Rev. Bonds (American Baptist Homes of the West), Series 2015, 5.00% 10/1/2026	75	77
Statewide Communities Dev. Auth., Rev. Bonds (American Baptist Homes of the West), Series 2015, 5.00% 10/1/2045	1,700	1,710
Statewide Communities Dev. Auth., Rev. Bonds (Buck Institute for Research on Aging), Series 2014, Assured Guaranty Municipal insured, 5.00% 11/15/2049 (preref. 11/15/2024)	5,250	5,387
Statewide Communities Dev. Auth., Rev. Bonds (Covenant Retirement Communities, Inc.), Series 2013-C, 5.625% 12/1/2036	2,000	2,014
Statewide Communities Dev. Auth., Rev. Bonds (Front Porch Communities and Services), Series 2017-A, 5.00% 4/1/2029	405	421
Statewide Communities Dev. Auth., Rev. Bonds (Front Porch Communities and Services), Series 2021-A, 3.00% 4/1/2046	6,690	4,969
Statewide Communities Dev. Auth., Rev. Bonds (Front Porch Communities and Services), Series 2017-A, 5.00% 4/1/2047	1,815	1,849
Statewide Communities Dev. Auth., Rev. Bonds (Front Porch Communities and Services), Series 2021-A, 2.50% 4/1/2051	2,740	1,731
Statewide Communities Dev. Auth., Rev. Bonds (Front Porch Communities and Services), Series 2021-A, 3.00% 4/1/2051	5,000	3,521
Statewide Communities Dev. Auth., Rev. Bonds (Front Porch Communities and Services), Series 2021-A, 4.00% 4/1/2051	6,450	5,864
Statewide Communities Dev. Auth., Rev. Bonds (Huntington Memorial Hospital), Series 2014, 5.00% 7/1/2044 (preref. 7/1/2024)	3,225	3,281
Statewide Communities Dev. Auth., Rev. Bonds (Huntington Memorial Hospital), Series 2018, 4.00% 7/1/2048	500	479

# The Tax-Exempt Fund of California (continued)

Bonds, notes & other debt instruments (continued)	Principal amount (000)	Value (000)
<b>California (continued)</b>		
Statewide Communities Dev. Auth., Rev. Bonds (Kaiser Permanente), Series 2004-L, 5.00% 4/1/2038 (put 11/1/2029)	USD5,000	\$ 5,619
Statewide Communities Dev. Auth., Rev. Bonds (Kaiser Permanente), Series 2004-M, 5.00% 4/1/2038 (put 11/1/2029)	4,000	4,495
Statewide Communities Dev. Auth., Rev. Bonds (Lancer Educational Student Housing Project), Series 2019-A, 5.00% 6/1/2034 <sup>3</sup>	100	99
Statewide Communities Dev. Auth., Rev. Bonds (Lancer Educational Student Housing Project), Series 2019-A, 5.00% 6/1/2039 <sup>3</sup>	105	102
Statewide Communities Dev. Auth., Rev. Bonds (Lancer Educational Student Housing Project), Series 2019-A, 5.00% 6/1/2051 <sup>3</sup>	2,315	2,142
Statewide Communities Dev. Auth., Rev. Bonds (Lancer Plaza Project), Series 2013, 5.625% 11/1/2033	1,350	1,354
Statewide Communities Dev. Auth., Rev. Bonds (Lancer Plaza Project), Series 2013, 5.875% 11/1/2043	935	936
Statewide Communities Dev. Auth., Rev. Bonds (Loma Linda University Medical Center), Series 2014-A, 5.25% 12/1/2044	2,925	2,921
Statewide Communities Dev. Auth., Rev. Bonds (Loma Linda University Medical Center), Series 2016-A, 5.25% 12/1/2056 <sup>3</sup>	1,400	1,401
Statewide Communities Dev. Auth., Rev. Bonds (Loma Linda University Medical Center), Series 2018-A, 5.50% 12/1/2058 <sup>3</sup>	1,000	1,001
Statewide Communities Dev. Auth., Rev. Bonds (Redlands Community Hospital), Series 2016, 5.00% 10/1/2029	625	651
Statewide Communities Dev. Auth., Rev. Bonds (Redlands Community Hospital), Series 2016, 5.00% 10/1/2031	1,135	1,182
Statewide Communities Dev. Auth., Rev. Bonds (Redlands Community Hospital), Series 2016, 5.00% 10/1/2032	1,500	1,562
Statewide Communities Dev. Auth., Rev. Bonds (Redlands Community Hospital), Series 2016, 4.00% 10/1/2041	1,000	963
Statewide Communities Dev. Auth., Rev. Ref. Bonds (California Baptist University), Series 2017-A, 5.00% 11/1/2032 <sup>3</sup>	2,025	2,077
Statewide Communities Dev. Auth., Rev. Ref. Bonds (California Baptist University), Series 2017-A, 5.00% 11/1/2041 <sup>3</sup>	13,295	13,247
Statewide Communities Dev. Auth., Rev. Ref. Bonds (Enloe Medical Center), Series 2015, 5.00% 8/15/2031 (preref. 2/15/2026)	1,000	1,052
Statewide Communities Dev. Auth., Rev. Ref. Bonds (Enloe Medical Center), Series 2015, 5.00% 8/15/2034 (preref. 2/15/2026)	500	526
Statewide Communities Dev. Auth., Rev. Ref. Bonds (Enloe Medical Center), Series 2015, 5.00% 8/15/2035 (preref. 2/15/2026)	5,050	5,313
Statewide Communities Dev. Auth., Rev. Ref. Bonds (Huntington Memorial Hospital), Series 2014-B, 5.00% 7/1/2030 (preref. 7/1/2024)	500	509
Statewide Communities Dev. Auth., Rev. Ref. Bonds (Huntington Memorial Hospital), Series 2014-B, 5.00% 7/1/2031 (preref. 7/1/2024)	1,750	1,780
Statewide Communities Dev. Auth., Rev. Ref. Bonds (Lancer Educational Student Housing Project), Series 2016-A, 4.00% 6/1/2026 <sup>3</sup>	2,010	1,965
Statewide Communities Dev. Auth., Rev. Ref. Bonds (Lancer Educational Student Housing Project), Series 2016-A, 5.00% 6/1/2036 <sup>3</sup>	4,500	4,429
Statewide Communities Dev. Auth., Rev. Ref. Bonds (Lancer Educational Student Housing Project), Series 2016-A, 5.00% 6/1/2046 <sup>3</sup>	2,250	2,113
Statewide Communities Dev. Auth., Rev. Ref. Bonds (Odd Fellows Home of California Project), Series 2023-A, 5.00% 4/1/2036	500	549
Statewide Communities Dev. Auth., Rev. Ref. Bonds (Odd Fellows Home of California Project), Series 2023-A, 5.00% 4/1/2037	350	381
Statewide Communities Dev. Auth., Rev. Ref. Bonds (Odd Fellows Home of California Project), Series 2023-A, 5.00% 4/1/2038	250	271
Statewide Communities Dev. Auth., Rev. Ref. Bonds (Odd Fellows Home of California Project), Series 2023-A, 4.125% 4/1/2053	700	678
Statewide Communities Dev. Auth., Statewide Community Infrastructure Program Rev. Bonds (City of Hesperia Ranchero Road Widening Improvements), Series 2022, 5.75% 9/2/2052	8,345	8,107
Statewide Communities Dev. Auth., Student Housing Rev. Bonds (CHF-Irvine, LLC - University of California, Irvine East Campus Apartments, Phase I Ref. and Phase IV-B), Series 2021, BAM insured, 4.00% 5/15/2038	2,000	2,003
Statewide Communities Dev. Auth., Student Housing Rev. Bonds (CHF-Irvine, LLC - University of California, Irvine East Campus Apartments, Phase I Ref. and Phase IV-B), Series 2021, BAM insured, 4.00% 5/15/2046	7,465	7,121
Statewide Communities Dev. Auth., Student Housing Rev. Bonds (Custodial Receipts), Series 2017, 4.305% 7/1/2032	7,505	6,835
Statewide Communities Dev. Auth., Student Housing Rev. Ref. Bonds (CHF-Irvine, LLC - University of California, Irvine East Campus Apartments), Series 2016, 5.00% 5/15/2029	1,000	1,036

# The Tax-Exempt Fund of California (continued)

Bonds, notes & other debt instruments (continued)	Principal amount (000)	Value (000)
<b>California (continued)</b>		
Statewide Communities Dev. Auth., Student Housing Rev. Ref. Bonds (CHF-Irvine, LLC - University of California, Irvine East Campus Apartments), Series 2016, 5.00% 5/15/2030	USD1,500	\$1,553
Statewide Communities Dev. Auth., Student Housing Rev. Ref. Bonds (CHF-Irvine, LLC - University of California, Irvine East Campus Apartments), Series 2016, 5.00% 5/15/2032	1,000	1,034
Statewide Communities Dev. Auth., Student Housing Rev. Ref. Bonds (CHF-Irvine, LLC - University of California, Irvine East Campus Apartments), Series 2016, 5.00% 5/15/2035	1,250	1,282
City of Stockton, Public Fncg. Auth., Wastewater Rev. Ref. Bonds (1998 Wastewater Project and 2003 Wastewater Project), Series 2014, BAM insured, 5.00% 9/1/2024	500	509
City of Stockton, Public Fncg. Auth., Wastewater Rev. Ref. Bonds (1998 Wastewater Project and 2003 Wastewater Project), Series 2014, BAM insured, 5.00% 9/1/2028	1,000	1,016
Stockton Unified School Dist., G.O. Bonds, 2018 Election, Series 2021-B, Assured Guaranty Municipal insured, 4.00% 8/1/2040	790	804
Stockton Unified School Dist., G.O. Bonds, 2018 Election, Series 2021-B, Assured Guaranty Municipal insured, 4.00% 8/1/2045	9,245	9,242
Stockton Unified School Dist., G.O. Rev. Ref. Bonds, Series 2016, 5.00% 8/1/2029	1,000	1,051
Stockton Unified School Dist., G.O. Rev. Ref. Bonds, Series 2016, 5.00% 8/1/2031	7,800	8,205
Sulphur Springs Union School Dist., Community Facs. Dist. No. 2006-1, Special Tax Bonds, Series 2021, 4.00% 9/1/2048	1,000	869
Sulphur Springs Union School Dist., Community Facs. Dist. No. 2006-1, Special Tax Bonds, Capital Appreciation Bonds, Series 2021, 0% 9/1/2041	205	84
Sulphur Springs Union School Dist., Community Facs. Dist. No. 2006-1, Special Tax Bonds, Capital Appreciation Bonds, Series 2021, 0% 9/1/2052	8,800	1,870
City of Sunnyvale, Fin. Auth., Lease Rev. Green Bonds (Civic Center Project), Series 2020, 4.00% 4/1/2040	1,000	1,006
Sweetwater Union High School Dist., G.O. Bonds, 2006 Election, Series 2018-C, 4.00% 8/1/2043	4,290	4,190
Sweetwater Union High School Dist., G.O. Dedicated Unlimited Ad Valorem Property Tax Bonds, 2018 Election, Series 2022-A-1, 4.50% 8/1/2040	6,020	6,198
Sweetwater Union High School Dist., G.O. Dedicated Unlimited Ad Valorem Property Tax Bonds, 2018 Election, Series 2022-A-1, 4.50% 8/1/2041	6,690	6,878
Sweetwater Union High School Dist., G.O. Dedicated Unlimited Ad Valorem Property Tax Bonds, Capital Appreciation Bonds, 2006 Election, Series 2022-D-2, Assured Guaranty Municipal insured, 0% 8/1/2034	1,170	756
Sweetwater Union High School Dist., G.O. Dedicated Unlimited Ad Valorem Property Tax Bonds, Capital Appreciation Bonds, 2006 Election, Series 2022-D-2, Assured Guaranty Municipal insured, 0% 8/1/2037	1,250	676
Sweetwater Union High School Dist., G.O. Dedicated Unlimited Ad Valorem Property Tax Bonds, Capital Appreciation Bonds, 2006 Election, Series 2022-D-2, Assured Guaranty Municipal insured, 0% 8/1/2044	2,000	700
Sweetwater Union High School Dist., G.O. Dedicated Unlimited Ad Valorem Property Tax Bonds, Capital Appreciation Bonds, 2006 Election, Series 2022-D-2, Assured Guaranty Municipal insured, 0% 8/1/2045	2,000	660
Sweetwater Union High School Dist., G.O. Dedicated Unlimited Ad Valorem Property Tax Bonds, Capital Appreciation Bonds, 2006 Election, Series 2022-D-2, Assured Guaranty Municipal insured, 0% 8/1/2046	2,000	623
Sweetwater Union High School Dist., G.O. Rev. Ref. Bonds, Series 2016, 5.00% 8/1/2032	5,000	5,240
Sweetwater Union High School Dist., G.O. Rev. Ref. Bonds, Series 2016, 5.00% 8/1/2034	2,075	2,162
Sweetwater Union High School Dist., G.O. Rev. Ref. Bonds, Series 2016, 5.00% 8/1/2036	1,000	1,037
Sweetwater Union High School Dist., G.O. Rev. Ref. Bonds, Series 2016, 4.00% 8/1/2047	4,750	4,583
Taft City Elementary School Dist., G.O. Bonds, Election 2012, Series 2013-B, Assured Guaranty Municipal insured, 6.00% 8/1/2044 (preref. 8/1/2023)	1,200	1,200
Temecula Valley Unified School Dist., Community Facs. Dist. No. 2014-1, Special Tax Rev. Bonds, Series 2018, 5.00% 9/1/2050	2,100	2,124
Temecula Valley Unified School Dist., Community Facs. Dist. No. 2017-1, Special Tax Bonds, Series 2022, 4.25% 9/1/2043	700	650
Temecula Valley Unified School Dist., Community Facs. Dist. No. 2017-1, Special Tax Bonds, Series 2022, 4.375% 9/1/2052	1,600	1,455
Temecula Valley Unified School Dist., Fncg. Auth., Special Tax Rev. Bonds, Series 2015, BAM insured, 5.00% 9/1/2031	1,500	1,553
Temecula Valley Unified School Dist., Fncg. Auth., Special Tax Rev. Bonds, Series 2015, BAM insured, 5.00% 9/1/2033	1,000	1,033
Temecula Valley Unified School Dist., Fncg. Auth., Special Tax Rev. Bonds, Series 2015, BAM insured, 5.00% 9/1/2034	2,065	2,133
Temecula Valley Unified School Dist., Fncg. Auth., Special Tax Rev. Bonds, Series 2015, BAM insured, 5.00% 9/1/2040	1,600	1,631

# The Tax-Exempt Fund of California (continued)

Bonds, notes & other debt instruments (continued)	Principal amount (000)	Value (000)
<b>California (continued)</b>		
Temecula Valley Unified School Dist., G.O. Bonds, 2012 Election, Series 2016-B, Assured Guaranty Municipal insured, 4.00% 8/1/2045	USD1,400	\$1,391
Temescal Valley Water Dist., Community Facs. Dist. No. 4 (Terramor), Improvement Area No. 2, Special Tax Bonds, Series 2021, 4.00% 9/1/2036	930	895
Temescal Valley Water Dist., Community Facs. Dist. No. 4 (Terramor), Improvement Area No. 2, Special Tax Bonds, Series 2021, 4.00% 9/1/2046	1,045	912
City of Thousand Oaks, Community Facs. Dist. No. 1994-1 (Marketplace Public Pedestrian, Traffic Circulation and Parking Facs.), Special Tax Rev. Ref. Bonds, Series 2012, 5.375% 9/1/2031	3,265	3,265
Tobacco Securitization Auth. of Northern California, Tobacco Settlement Asset-Backed Rev. Ref. Senior Bonds (Sacramento County Tobacco Securitization Corp.), Series 2021-A-1, 4.00% 6/1/2034	670	689
Tobacco Securitization Auth. of Southern California, Tobacco Settlement Asset-Backed Rev. Ref. Bonds (San Diego County Tobacco Asset Securitization Corp.), Series 2019-A, 5.00% 6/1/2028	1,500	1,625
Tobacco Securitization Auth. of Southern California, Tobacco Settlement Asset-Backed Rev. Ref. Bonds (San Diego County Tobacco Asset Securitization Corp.), Series 2019-A, 5.00% 6/1/2032	2,400	2,644
Tobacco Securitization Auth. of Southern California, Tobacco Settlement Asset-Backed Rev. Ref. Bonds (San Diego County Tobacco Asset Securitization Corp.), Series 2019-A, 5.00% 6/1/2033	2,000	2,198
Tobacco Securitization Auth. of Southern California, Tobacco Settlement Asset-Backed Rev. Ref. Bonds (San Diego County Tobacco Asset Securitization Corp.), Capital Appreciation Bonds, Series 2019-B2-2, 0% 6/1/2054	14,865	2,771
City of Tracy, Community Facs. Dist. No. 2006-01 (NEI Phase II), Special Tax Rev. Ref. Bonds, Series 2019, 5.00% 9/1/2030	535	567
City of Tracy, Community Facs. Dist. No. 2006-01 (NEI Phase II), Special Tax Rev. Ref. Bonds, Series 2019, 5.00% 9/1/2034	1,380	1,464
City of Tracy, Community Facs. Dist. No. 2016-2 (ECFD), Improvement Area No. 1, Special Tax Bonds, Series 2019, 5.00% 9/1/2030	260	276
City of Tracy, Community Facs. Dist. No. 2016-2 (ECFD), Improvement Area No. 1, Special Tax Bonds, Series 2019, 5.00% 9/1/2031	290	308
City of Tracy, Community Facs. Dist. No. 2016-2 (ECFD), Improvement Area No. 1, Special Tax Bonds, Series 2019, 5.00% 9/1/2032	300	319
City of Tracy, Community Facs. Dist. No. 2016-2 (ECFD), Improvement Area No. 1, Special Tax Bonds, Series 2019, 5.00% 9/1/2033	335	356
City of Tracy, Community Facs. Dist. No. 2016-2 (ECFD), Improvement Area No. 1, Special Tax Bonds, Series 2019, 5.00% 9/1/2034	400	425
City of Tracy, Community Facs. Dist. No. 2016-2 (ECFD), Improvement Area No. 1, Special Tax Bonds, Series 2019, 5.00% 9/1/2035	440	466
City of Tracy, Community Facs. Dist. No. 2016-2 (ECFD), Improvement Area No. 1, Special Tax Bonds, Series 2019, 5.00% 9/1/2036	485	510
City of Tracy, Community Facs. Dist. No. 2016-2 (ECFD), Improvement Area No. 1, Special Tax Bonds, Series 2019, 5.00% 9/1/2037	530	552
City of Tracy, Community Facs. Dist. No. 2016-2 (ECFD), Improvement Area No. 1, Special Tax Bonds, Series 2019, 5.00% 9/1/2038	575	596
City of Tracy, Community Facs. Dist. No. 2016-2 (ECFD), Improvement Area No. 1, Special Tax Bonds, Series 2019, 5.00% 9/1/2044	870	886
City of Tracy, Community Facs. Dist. No. 2016-2 (ECFD), Improvement Area No. 1, Special Tax Bonds, Series 2019, 5.00% 9/1/2049	1,750	1,768
City of Tracy, Community Facs. Dist. No. 2016-2 (ECFD), Improvement Area No. 2, Special Tax Bonds, Series 2021, 4.00% 9/1/2036	750	736
City of Tracy, Community Facs. Dist. No. 2016-2 (ECFD), Improvement Area No. 2, Special Tax Bonds, Series 2021, 4.00% 9/1/2041	1,100	1,021
City of Tracy, Community Facs. Dist. No. 2016-2 (ECFD), Improvement Area No. 2, Special Tax Bonds, Series 2021, 4.00% 9/1/2046	1,600	1,439
City of Tracy, Community Facs. Dist. No. 2016-2 (ECFD), Improvement Area No. 2, Special Tax Bonds, Series 2021, 4.00% 9/1/2051	2,100	1,839
Transbay Joint Powers Auth., Senior Tax Allocation Green Bonds, Series 2020-A, 5.00% 10/1/2045	1,000	1,028
Transbay Joint Powers Auth., Senior Tax Allocation Green Bonds, Series 2020-A, 5.00% 10/1/2049	2,135	2,181
Transbay Joint Powers Auth., Tax Allocation Green Bonds, Series 2020-B, 5.00% 10/1/2029	1,280	1,353
Transbay Joint Powers Auth., Tax Allocation Green Bonds, Series 2020-B, 5.00% 10/1/2032	500	531
Transbay Joint Powers Auth., Tax Allocation Green Bonds, Series 2020-B, 5.00% 10/1/2033	300	319
Transbay Joint Powers Auth., Tax Allocation Green Bonds, Series 2020-B, 5.00% 10/1/2034	300	317
Transbay Joint Powers Auth., Tax Allocation Green Bonds, Series 2020-B, 5.00% 10/1/2035	300	315
Transbay Joint Powers Auth., Tax Allocation Green Bonds, Series 2020-B, 5.00% 10/1/2038	820	844

# The Tax-Exempt Fund of California (continued)

Bonds, notes & other debt instruments (continued)	Principal amount (000)	Value (000)
<b>California (continued)</b>		
Transmission Agcy. of Northern California, Rev. Ref. Bonds (California-Oregon Transmission Project), Series 2016-A, 5.00% 5/1/2037	USD2,000	\$2,104
Transmission Agcy. of Northern California, Rev. Ref. Bonds (California-Oregon Transmission Project), Series 2016-A, 5.00% 5/1/2038	1,000	1,049
Transmission Agcy. of Northern California, Rev. Ref. Bonds (California-Oregon Transmission Project), Series 2016-A, 5.00% 5/1/2039	1,000	1,048
City of Tulare, Sewer Rev. Ref. Bonds, Series 2016, Assured Guaranty Municipal insured, 4.00% 11/15/2034	2,235	2,274
City of Tulare, Sewer Rev. Ref. Bonds, Series 2016, Assured Guaranty Municipal insured, 4.00% 11/15/2035	1,320	1,338
County of Tulare, Local Health Care Dist., G.O. Rev. Ref. Bonds, Series 2020, BAM insured, 4.00% 8/1/2039	1,850	1,874
City of Turlock, Irrigation Dist., Rev. Ref. Bonds, Series 2020, 5.00% 1/1/2031	1,000	1,148
City of Turlock, Irrigation Dist., Rev. Ref. Bonds, Series 2016, 5.00% 1/1/2036	600	641
City of Tustin, Community Facs. Dist. No. 06-1 (Tustin Legacy / Columbus Villages), Special Tax Rev. Ref. Bonds, Series 2015-A, 5.00% 9/1/2031	1,000	1,039
City of Tustin, Community Facs. Dist. No. 06-1 (Tustin Legacy / Columbus Villages), Special Tax Rev. Ref. Bonds, Series 2015-A, 5.00% 9/1/2033	1,135	1,177
City of Tustin, Community Facs. Dist. No. 06-1 (Tustin Legacy / Columbus Villages), Special Tax Rev. Ref. Bonds, Series 2015-A, 4.00% 9/1/2035	250	247
City of Tustin, Community Facs. Dist. No. 06-1 (Tustin Legacy / Columbus Villages), Special Tax Rev. Ref. Bonds, Series 2015-A, 5.00% 9/1/2040	1,850	1,870
City of Tustin, Community Facs. Dist. No. 06-1 (Tustin Legacy / Columbus Villages), Special Tax Rev. Ref. Bonds, Series 2015-A, 5.00% 9/1/2045	2,200	2,217
Tustin Unified School Dist., Community Facs. Dist. No. 97-1, Special Tax Rev. Ref. Bonds, Series 1997-A-1, 5.00% 9/1/2028	3,000	3,103
Tustin Unified School Dist., Community Facs. Dist. No. 97-1, Special Tax Rev. Ref. Bonds, Series 1997-A-1, 5.00% 9/1/2029	1,000	1,036
Tustin Unified School Dist., Community Facs. Dist. No. 97-1, Special Tax Rev. Ref. Bonds, Series 1997-A-1, BAM insured, 5.00% 9/1/2038	2,500	2,569
Twin Rivers Unified School Dist., G.O. Bonds, Capital Appreciation Bonds, 2006 Election, Series 2016, Assured Guaranty Municipal insured, 0% 8/1/2041	7,000	3,136
Regents of the University of California, General Rev. Bonds, Series 2020-BE, 4.00% 5/15/2040	2,570	2,608
Regents of the University of California, General Rev. Bonds, Series 2020-BE, 4.00% 5/15/2047	4,855	4,818
Regents of the University of California, Limited Project Rev. Bonds, Series 2016-K, 5.00% 5/15/2034	750	798
Regents of the University of California, Limited Project Rev. Bonds, Series 2021-Q, 4.00% 5/15/2038	1,215	1,266
Regents of the University of California, Limited Project Rev. Bonds, Series 2021-Q, 4.00% 5/15/2040	1,205	1,238
Regents of the University of California, Medical Center Pooled Rev. Bonds, Series 2016-L, 4.00% 5/15/2038	1,000	1,003
City of Upland, Community Facs. Dist. No 2016-1 (Harvest at Upland), Improvement Area No. 2, Special Tax Bonds, Series 2021-A, 4.00% 9/1/2040	260	240
City of Upland, Community Facs. Dist. No 2016-1 (Harvest at Upland), Improvement Area No. 2, Special Tax Bonds, Series 2021-A, 4.00% 9/1/2045	165	145
City of Upland, Community Facs. Dist. No 2016-1 (Harvest at Upland), Improvement Area No. 2, Special Tax Bonds, Series 2021-A, 4.00% 9/1/2051	265	226
Upper Santa Clara Valley Joint Powers Auth., Rev. Bonds, Series 2016-A, 5.00% 8/1/2046	2,120	2,255
Vacaville Unified School Dist., G.O. Bonds, 2014 Election, Series 2020-D, 4.00% 8/1/2042	1,000	994
Val Verde Unified School Dist., G.O. Bonds, 2012 Election, Series 2016-C, Assured Guaranty Municipal insured, 4.00% 8/1/2045	1,550	1,543
Val Verde Unified School Dist., G.O. Bonds, 2020 Election, Series 2021-B, Assured Guaranty Municipal insured, 4.00% 8/1/2046	1,885	1,889
Val Verde Unified School Dist., G.O. Bonds, 2020 Election, Series 2021-B, Assured Guaranty Municipal insured, 4.00% 8/1/2051	3,350	3,304
City of Vallejo, Water Rev. Bonds, Series 2021-A, BAM insured, 4.00% 5/1/2046	3,350	3,339
City of Vallejo, Water Rev. Bonds, Series 2021-A, BAM insured, 4.00% 5/1/2051	4,500	4,415
City of Vernon, Electric System Rev. Bonds, Series 2021-A, 5.00% 4/1/2025	1,000	1,016
City of Vernon, Electric System Rev. Bonds, Series 2021-A, 5.00% 10/1/2025	1,415	1,446
City of Vernon, Electric System Rev. Bonds, Series 2022-A, 5.00% 4/1/2026	1,000	1,028
City of Vernon, Electric System Rev. Bonds, Series 2022-A, 5.00% 10/1/2027	1,180	1,239
City of Vernon, Electric System Rev. Bonds, Series 2022-A, 5.00% 4/1/2028	470	497
City of Vernon, Electric System Rev. Bonds, Series 2022-A, 5.00% 8/1/2037	1,565	1,675
City of Vernon, Electric System Rev. Bonds, Series 2022-A, 5.00% 8/1/2040	775	817
Dept. of Veterans Affairs, Home Purchase Rev. Bonds, Series 2016-B, 3.50% 12/1/2045	1,600	1,585
Dept. of Veterans Affairs, Home Purchase Rev. Bonds, Series 2019-A, 4.00% 12/1/2049	3,820	3,798
Dept. of Veterans Affairs, Home Purchase Rev. Bonds, Series 2020-A, 3.00% 12/1/2050	5,735	5,562
Dept. of Veterans Affairs, Home Purchase Rev. Bonds, Series 2022-A, 5.50% 12/1/2052	3,400	3,645
Dept. of Veterans Affairs, Veterans G.O. Bonds, Series 2018-CR, 4.00% 12/1/2048	8,625	8,574



# The Tax-Exempt Fund of California (continued)

Bonds, notes & other debt instruments (continued)	Principal amount (000)	Value (000)
<b>California (continued)</b>		
Dept. of Veterans Affairs, Veterans G.O. Bonds, Series 2019-CS, 4.00% 12/1/2049	USD9,245	\$ 9,191
Dept. of Veterans Affairs, Veterans G.O. Bonds, Series 2020-CT, 3.00% 12/1/2050	5,290	5,139
Dept. of Veterans Affairs, Veterans G.O. Bonds, Series 2022-CU, 5.50% 12/1/2052	2,505	2,801
Dept. of Veterans Affairs, Veterans G.O. Rev. Ref. Bonds, Series 2016-CN, 3.50% 12/1/2045	1,815	1,801
Victor Valley Union High School Dist., G.O. Rev. Ref. Bonds, Series 2016-A, BAM insured, 4.00% 8/1/2031	1,000	1,030
Victor Valley Union High School Dist., G.O. Rev. Ref. Bonds, Series 2016-B, Assured Guaranty Municipal insured, 4.00% 8/1/2035	3,630	3,693
Victor Valley Union High School Dist., G.O. Rev. Ref. Bonds, Series 2016-B, Assured Guaranty Municipal insured, 4.00% 8/1/2036	1,665	1,683
Victor Valley Union High School Dist., G.O. Rev. Ref. Bonds, Series 2016-B, Assured Guaranty Municipal insured, 4.00% 8/1/2037	3,800	3,827
West Contra Costa Unified School Dist., G.O. Bonds, 2012 Election, Series 2020-E, Assured Guaranty Municipal insured, 4.00% 8/1/2049	2,000	1,908
West Contra Costa Unified School Dist., G.O. Bonds, Capital Appreciation Bonds, 2002 Election, Series 2005-D, National insured, 0% 8/1/2031	7,500	5,674
West Contra Costa Unified School Dist., G.O. Rev. Ref. Bonds, Capital Appreciation Bonds, Series 2010-D-2, Assured Guaranty Municipal insured, 0% 8/1/2036	6,000	3,660
City of West Sacramento, Fin. Auth., Special Tax Rev. Bonds, Series 2006-A, Assured Guaranty insured, 5.00% 9/1/2026	290	301
Western Riverside Water and Wastewater Fncg. Auth., Local Agcy. Rev. Bonds, Series 2017-A, 5.00% 9/1/2042	1,150	1,179
Western Riverside Water and Wastewater Fncg. Auth., Local Agcy. Rev. Ref. Bonds, Series 2016-A, 5.00% 9/1/2030	600	641
Western Riverside Water and Wastewater Fncg. Auth., Local Agcy. Rev. Ref. Bonds, Series 2016-A, 5.00% 9/1/2032	1,240	1,323
City of Westminster, Successor Agcy. to the Redev. Agcy., Commercial Redev. Project No. 1, Tax Allocation Rev. Ref. Bonds, Series 2016-B, BAM insured, 4.00% 11/1/2031	3,105	3,177
City of Westminster, Successor Agcy. to the Redev. Agcy., Commercial Redev. Project No. 1, Tax Allocation Rev. Ref. Bonds, Series 2016-B, BAM insured, 4.00% 11/1/2035	2,220	2,251
Whittier Union High School Dist., G.O. Rev. Ref. Bonds, Capital Appreciation Bonds, Series 2016, 0% 8/1/2032	2,000	1,416
William S. Hart Union High School Dist., G.O. Bonds, Capital Appreciation Bonds, 2008 Election, Series 2009-A, 0% 8/1/2032	2,000	1,473
City of Woodland, Community Facs. Dist. No. 2004-1 (Spring Lake), Special Tax Rev. Ref. and Capital Projects Bonds, Series 2019, 5.00% 9/1/2033	1,295	1,364
City of Woodland, Community Facs. Dist. No. 2004-1 (Spring Lake), Special Tax Rev. Ref. and Capital Projects Bonds, Series 2019, 5.00% 9/1/2038	1,475	1,525
City of Woodland, Community Facs. Dist. No. 2004-1 (Spring Lake), Special Tax Rev. Ref. and Capital Projects Bonds, Series 2019, 5.00% 9/1/2044	1,490	1,520
City of Woodland, Community Facs. Dist. No. 2004-1 (Spring Lake), Special Tax Rev. Ref. and Capital Projects Bonds, Series 2019, 5.00% 9/1/2048	1,660	1,686
Yosemite Community College Dist., G.O. Bonds, Capital Appreciation Bonds, 2004 Election, Series 2010-D, 0% 8/1/2031	1,500	1,148
		<u>2,318,395</u>
<b>Guam 0.66%</b>		
A.B. Won Pat International Airport Auth., General Rev. Bonds, Series 2019-A, AMT, 5.00% 10/1/2023 (escrowed to maturity)	950	952
A.B. Won Pat International Airport Auth., General Rev. Bonds, Series 2013-C, AMT, 6.25% 10/1/2034	605	607
A.B. Won Pat International Airport Auth., General Rev. Bonds, Series 2023-A, AMT, 5.25% 10/1/2036	685	686
A.B. Won Pat International Airport Auth., General Rev. Bonds, Series 2013-C, AMT, 6.375% 10/1/2043	1,440	1,446
Business Privilege Tax Rev. Ref. Bonds, Series 2015-D, 5.00% 11/15/2028	4,500	4,576
Business Privilege Tax Rev. Ref. Bonds, Series 2021-F, 5.00% 1/1/2029	1,500	1,562
Business Privilege Tax Rev. Ref. Bonds, Series 2021-F, 4.00% 1/1/2042	3,685	3,270
Hotel Occupancy Tax Rev. Ref. Bonds, Series 2021-A, 5.00% 11/1/2040	635	641
Limited Obligation Bonds (Section 30), Series 2016-A, 5.00% 12/1/2046	3,000	2,912
Limited Obligation Rev. Bonds (Section 30), Series 2016-A, 5.00% 12/1/2024	1,000	1,011
Port Auth., Port Rev. Bonds, Series 2018-B, AMT, 5.00% 7/1/2037	400	417
		<u>18,080</u>

# The Tax-Exempt Fund of California (continued)

Bonds, notes & other debt instruments (continued)	Principal amount (000)	Value (000)
<b>Puerto Rico 0.89%</b>		
Public Fin. Corp., Commonwealth Appropriation Bonds, Series 2001-E, 6.00% 8/1/2026 (escrowed to maturity)	USD1,830	\$ 1,974
Public Fin. Corp., Commonwealth Appropriation Bonds, Series 2001-E, 6.00% 8/1/2026 (escrowed to maturity)	170	183
Sales Tax Fncg. Corp., Sales Tax Rev. Bonds, Series 2018-A-1, 4.75% 7/1/2053	2,995	2,844
Sales Tax Fncg. Corp., Sales Tax Rev. Restructured Bonds, Series 2019-A-2, 4.329% 7/1/2040	1,050	991
Sales Tax Fncg. Corp., Sales Tax Rev. Restructured Bonds, Series 2018-A-1, 5.00% 7/1/2058	7,840	7,650
Sales Tax Fncg. Corp., Sales Tax Rev. Restructured Bonds, Capital Appreciation Bonds, Series 2018-A-1, 0% 7/1/2046	32,723	9,375
University of Puerto Rico, University System Rev. Ref. Bonds, Series 2006-P, 5.00% 6/1/2026	1,500	1,475
		<u>24,492</u>
<b>United States 0.59%</b>		
Freddie Mac, Multi Family Certs., Series 2023, 2.75% 11/25/2035 <sup>3</sup>	7,815	6,637
Freddie Mac, Multi Family Mortgage Bonds, Series 2019-ML-05, Class ACA, 3.35% 11/25/2033	8,010	7,305
Freddie Mac, Multi Family Mortgage Bonds, Series 2021-ML-10, Class ACA, 2.046% 6/25/2038 <sup>3</sup>	976	716
Freddie Mac, Multi Family Mortgage Certs., Series 2019-M-049, 3.05% 4/15/2034	1,800	1,590
		<u>16,248</u>
<b>Virgin Islands 0.18%</b>		
Matching Fund Special Purpose Securitization Corp., Matching Fund Securitization Bonds, Series 2022-A, 5.00% 10/1/2027	2,500	2,529
Matching Fund Special Purpose Securitization Corp., Matching Fund Securitization Bonds, Series 2022-A, 5.00% 10/1/2028	1,565	1,582
Matching Fund Special Purpose Securitization Corp., Matching Fund Securitization Bonds, Series 2022-A, 5.00% 10/1/2030	800	811
		<u>4,922</u>
<b>Total bonds, notes &amp; other debt instruments (cost: \$2,514,820,000)</b>		<u>2,382,137</u>

## Short-term securities 12.08%

<b>Municipals 12.08%</b>		
Fin. Auth., Recovery Zone Fac. Bonds (Chevron U.S.A., Inc. Project), Series 2010-A, 3.25% 11/1/2035 <sup>2</sup>	10,900	10,900
Fin. Auth., Recovery Zone Fac. Bonds (Chevron U.S.A., Inc. Project), Series 2010-B, 3.25% 11/1/2035 <sup>2</sup>	2,300	2,300
IAM Commercial Paper, Series 2023-A, 3.06% 8/10/2023	1,000	1,000
City of Irvine, Reassessment Dist. No. 87-8, Limited Obligation Improvement Bonds, Series 1999, 3.38% 9/2/2024 <sup>2</sup>	1,250	1,250
Kern Community College Dist., Facs. Improvement Dist. No. 1, G.O. Bond Anticipation Notes, Capital Appreciation Notes, Series 2020, 0% 8/1/2023	1,110	1,110
City of Los Angeles, Dept. of Water and Power, Power System Demand Rev. Bonds, Series 2002-A-1, 3.30% 7/1/2035 <sup>2</sup>	8,990	8,990
City of Los Angeles, Dept. of Water and Power, Power System Demand Rev. Bonds, Series 2002-A-2, 3.30% 7/1/2035 <sup>2</sup>	4,500	4,500
City of Los Angeles, Dept. of Water and Power, Power System Demand Rev. Bonds, Series 2002-A-6, 3.55% 7/1/2035 <sup>2</sup>	2,425	2,425
City of Los Angeles, Dept. of Water and Power, Power System Demand Rev. Bonds, Series 2002-A-7, 3.55% 7/1/2035 <sup>2</sup>	2,500	2,500
City of Los Angeles, Dept. of Water and Power, Power System Rev. Ref. Bonds, Series 2001-B-3, 3.35% 7/1/2034 <sup>2</sup>	9,400	9,400
City of Los Angeles, Dept. of Water and Power, Rev. Bonds, Series 2021-1, 3.25% 7/1/2050 <sup>2</sup>	2,200	2,200
City of Los Angeles, Dept. of Water and Power, Rev. Bonds, Series 2021-A-1, 3.35% 7/1/2050 <sup>2</sup>	6,000	6,000
City of Los Angeles, Dept. of Water and Power, Water System Bonds, Series 2019-A, 3.34% 7/1/2049 <sup>2</sup>	66,150	66,150
City of Los Angeles, Tax and Rev. Anticipation Notes, Series 2023, 5.00% 6/27/2024	10,000	10,163
County of Los Angeles, Tax and Rev. Anticipation Notes, Series 2023, 5.00% 6/28/2024	10,000	10,163
Metropolitan Water Dist. of Southern California, Water Rev. Bonds, Series 2017-C, 4.12% 7/1/2047 (put 5/21/2024) <sup>2,5</sup>	4,795	4,792
Metropolitan Water Dist. of Southern California, Water Rev. Ref. Bonds, Series 2016-B-2, 3.35% 7/1/2037 <sup>2</sup>	7,900	7,900
Municipal Fin. Auth., Pollution Control Rev. Ref. Bonds (Chevron U.S.A., Inc. Project), Series 2005, 3.25% 6/1/2025 <sup>2</sup>	3,700	3,700
Municipal Fin. Auth., Solid Waste Disposal Rev. Bonds (Republic Services, Inc. Project), Series 2021-A, AMT, 4.10% 7/1/2041 (put 10/2/2023) <sup>5</sup>	3,400	3,399

# The Tax-Exempt Fund of California (continued)

Short-term securities (continued)	Principal amount (000)	Value (000)
<b>Municipals (continued)</b>		
Municipal Fin. Auth., Solid Waste Disposal Rev. Bonds (Waste Management, Inc. Project), Series 2020, AMT, 4.00% 10/1/2045 (put 9/1/2023) <sup>5</sup>	USD8,000	\$ 7,999
City of Pasadena, Demand Rev. Ref. Certs. of Part., Series 2008-A, 3.10% 2/1/2035 <sup>2</sup>	31,480	31,480
Pollution Control Fncg. Auth., Environmental Impact Rev. Bonds (Air Products and Chemicals, Inc. Project), Series 1997-B, 3.20% 3/1/2042 <sup>2</sup>	16,900	16,900
Pollution Control Fncg. Auth., Solid Waste Disposal Rev. Bonds (Republic Services, Inc. Project), Series 2017-A-2, AMT, 4.10% 11/1/2042 (put 10/16/2023) <sup>3,5</sup>	1,390	1,390
Pollution Control Fncg. Auth., Solid Waste Disposal Rev. Ref. Bonds (Republic Services, Inc. Project), Series 2010-A, AMT, 3.875% 8/1/2023 <sup>3,5</sup>	15,000	15,000
Pollution Control Fncg. Auth., Solid Waste Disposal Rev. Ref. Bonds (Republic Services, Inc. Project), Series 2023, AMT, 4.25% 7/1/2043 (put 2/15/2024) <sup>3,5</sup>	4,775	4,775
County of Riverside, Tax and Rev. Anticipation Notes, Series 2023, 5.00% 6/28/2024	10,000	10,159
Statewide Communities Dev. Auth., Pollution Control Rev. Ref. Bonds (Chevron U.S.A., Inc. Project), Series 2002, 3.25% 5/15/2024 <sup>2</sup>	1,200	1,200
Statewide Communities Dev. Auth., Rev. Ref. Bonds (Odd Fellows Home of California Project), Series 2023-A, 5.00% 4/1/2024	315	318
Regents of the University of California, General Rev. Bonds, Series 2013-AL-2, 3.40% 5/15/2048 <sup>2</sup>	20,175	20,175
Regents of the University of California, General Rev. Bonds, Series 2013-AL-1, 3.50% 5/15/2048 <sup>2</sup>	12,800	12,800
Regents of the University of California, General Rev. Bonds, Series 2013-AL-4, 3.50% 5/15/2048 <sup>2</sup>	17,280	17,280
Regents of the University of California, General Rev. Bonds, Series 2023-BP, 3.60% 5/15/2048 <sup>2</sup>	22,250	22,250
Regents of the University of California, IAM Commercial Paper, Series 2023-A, 3.35% 8/3/2023	3,750	3,750
Regents of the University of California, Medical Center Pooled Rev. Bonds, Series 2007-B-2, 3.40% 5/15/2032 <sup>2</sup>	4,300	4,300
Regents of the University of California, Medical Center Pooled Rev. Bonds, Series 2020-O-1, 3.35% 5/15/2045 <sup>2</sup>	2,800	2,800
<b>Total short-term securities</b> (cost: \$331,410,000)		<u>331,418</u>
<b>Total investment securities 98.88%</b> (cost: \$2,846,230,000)		2,713,555
<b>Other assets less liabilities 1.12%</b>		30,658
<b>Net assets 100.00%</b>		<u><u>\$2,744,213</u></u>

## Futures contracts

Contracts	Type	Number of contracts	Expiration date	Notional amount (000)	Value and unrealized (depreciation) appreciation at 7/31/2023 (000)
2 Year U.S. Treasury Note Futures	Long	1,110	9/29/2023	USD225,364	\$(2,714)
5 Year U.S. Treasury Note Futures	Long	1,530	9/29/2023	163,435	(2,333)
10 Year Ultra U.S. Treasury Note Futures	Short	879	9/20/2023	(102,829)	2,455
					<u><u>\$(2,592)</u></u>

<sup>1</sup>Step bond; coupon rate may change at a later date.

<sup>2</sup>Coupon rate may change periodically. Reference rate and spread are as of the most recent information available. Some coupon rates are determined by the issuer or agent based on current market conditions; therefore, the reference rate and spread are not available. For short-term securities, the date of the next scheduled coupon rate change is considered to be the maturity date.

<sup>3</sup>Acquired in a transaction exempt from registration under Rule 144A or, for commercial paper, Section 4(a)(2) of the Securities Act of 1933. May be resold in the U.S. in transactions exempt from registration, normally to qualified institutional buyers. The total value of all such securities was \$219,360,000, which represented 7.99% of the net assets of the fund.

<sup>4</sup>Principal payments may be made periodically. Therefore, the effective maturity date may be earlier than the stated maturity date.

<sup>5</sup>For short-term securities, the mandatory put date is considered to be the maturity date.

# The Tax-Exempt Fund of California (continued)

**Key to abbreviations**

Agcy. = Agency  
AMT = Alternative Minimum Tax  
Assn. = Association  
Auth. = Authority  
Certs. = Certificates  
CME = CME Group  
Dept. = Department  
Dev. = Development  
Dist. = District  
Econ. = Economic  
Fac. = Facility  
Facs. = Facilities

Fin. = Finance  
Fncg. = Financing  
G.O. = General Obligation  
IAM = Interest at Maturity  
Part. = Participation  
Preref. = Prerefunded  
Redev. = Redevelopment  
Ref. = Refunding  
Rev. = Revenue  
SIFMA = Securities Industry and Financial Markets Association  
SOFR = Secured Overnight Financing Rate  
USD = U.S. dollars

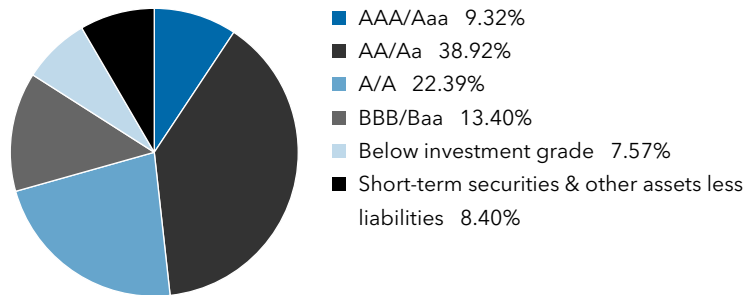
Refer to the notes to financial statements.

# American Funds Tax-Exempt Fund of New York

Investment portfolio July 31, 2023

## Portfolio quality summary\*

Percent of net assets



\*Bond ratings, which typically range from AAA/Aaa (highest) to D (lowest), are assigned by credit rating agencies such as Standard & Poor's, Moody's and/or Fitch as an indication of an issuer's creditworthiness. In assigning a credit rating to a security, the fund looks specifically to the ratings assigned to the issuer of the security by Standard & Poor's, Moody's and/or Fitch. If agency ratings differ, the security will be considered to have received the highest of those ratings, consistent with the fund's investment policies. The ratings are not covered by the Report of Independent Registered Public Accounting Firm.

## Bonds, notes & other debt instruments 91.60%

Principal amount (000) Value (000)

### New York 88.41%

City of Albany Capital Resource Corp., Rev. Bonds (Empire Commons Student Housing, Inc. Ref. Project), Series 2016-A, 5.00% 5/1/2032	USD400	\$ 412
Town of Amherst Dev. Corp., Fac. Rev. Bonds (Daemen College Projects), Series 2018, 5.00% 10/1/2023	540	540
Town of Amherst Dev. Corp., Student Housing Fac. Rev. Ref. Bonds (UBF Faculty-Student Housing Corp. - Greiner and Hadley Rev. Ref. Projects at SUNY Buffalo), Series 2017-A, Assured Guaranty Municipal insured, 5.00% 10/1/2030	500	544
City of Battery Park Auth., Senior Rev. Bonds, Series 2023-B, 5.00% 11/1/2035	1,000	1,196
Town of Brookhaven Local Dev. Corp., Rev. Bonds (Active Retirement Community, Inc.), Series 2020-A, 4.00% 11/1/2055	750	586
Brooklyn Arena Local Dev. Corp., PILOT Rev. Ref. Bonds (Barclays Center), Series 2016-A, Assured Guaranty Municipal insured, 4.00% 7/15/2034	240	242
Brooklyn Arena Local Dev. Corp., PILOT Rev. Ref. Bonds (Barclays Center), Series 2016-A, Assured Guaranty Municipal insured, 5.00% 7/15/2042	1,925	1,927
Broome County Local Dev. Corp., Rev. Bonds (United Health Services Hospitals, Inc. Project), Series 2020, Assured Guaranty Municipal insured, 4.00% 4/1/2050	1,000	949
Build NYC Resource Corp., Rev. Bonds (Academic Leadership Charter School Project), Series 2021, 4.00% 6/15/2030	200	197
Build NYC Resource Corp., Rev. Bonds (Academic Leadership Charter School Project), Series 2021, 4.00% 6/15/2036	400	375
Build NYC Resource Corp., Rev. Bonds (East Harlem Scholars Academy Charter School Project), Series 2022, 5.75% 6/1/2062 <sup>1</sup>	100	101
Build NYC Resource Corp., Rev. Bonds (KIPP NYC Public School Facs. - Canal West Project), Series 2022, 5.00% 7/1/2042	1,000	1,017
Build NYC Resource Corp., Rev. Bonds (KIPP NYC Public School Facs. - Canal West Project), Series 2022, 5.25% 7/1/2057	1,000	1,013
Build NYC Resource Corp., Rev. Ref. Bonds (Albert Einstein School of Medicine, Inc. Project), Series 2015, 5.50% 9/1/2045 <sup>1</sup>	290	289
Build NYC Resource Corp., Solid Waste Disposal Rev. Bonds (Pratt Paper (NY), Inc. Project), Series 2014, AMT, 4.50% 1/1/2025 <sup>1</sup>	120	121
Build NYC Resource Corp., Solid Waste Disposal Rev. Bonds (Pratt Paper (NY), Inc. Project), Series 2014, AMT, 5.00% 1/1/2035 <sup>1</sup>	950	962
Convention Center Dev. Corp., Rev. Bonds (Hotel Unit Fee Secured), Capital Appreciation Bonds, Series 2016-B, BAM insured, 0% 11/15/2039	2,300	1,115
Convention Center Dev. Corp., Rev. Bonds (Hotel Unit Fee Secured), Capital Appreciation Bonds, Series 2016-B, BAM insured, 0% 11/15/2048	3,540	1,052
Convention Center Dev. Corp., Rev. Ref. Bonds (Hotel Unit Fee Secured), Series 2015, 5.00% 11/15/2030	300	310
Convention Center Dev. Corp., Rev. Ref. Bonds (Hotel Unit Fee Secured), Series 2015, 5.00% 11/15/2035	840	865
Dobbs Ferry Local Dev. Corp., Rev. Bonds (Mercy College Project), Series 2014, 5.00% 7/1/2039	1,625	1,643
Dobbs Ferry Local Dev. Corp., Rev. Bonds (Mercy College Project), Series 2014, 5.00% 7/1/2044	500	505
Dormitory Auth., Mortgage Hospital Rev. Bonds (Maimonides Medical Center), Series 2020, FHA insured, 3.00% 2/1/2050	1,000	750
Dormitory Auth., Rev. Bonds (Catholic Health System Obligated Group), Series 2019-A, 4.00% 7/1/2045	500	357



# American Funds Tax-Exempt Fund of New York (continued)

Bonds, notes & other debt instruments (continued)	Principal amount (000)	Value (000)
<b>New York (continued)</b>		
Dormitory Auth., Rev. Bonds (Columbia University), Series 2023-A, 5.00% 10/1/2033	USD1,000	\$1,226
Dormitory Auth., Rev. Bonds (Cornell University), Series 2020-A-2, 5.00% 7/1/2030	1,000	1,161
Dormitory Auth., Rev. Bonds (Culinary Institute of America), Series 2013, 5.50% 7/1/2033	500	501
Dormitory Auth., Rev. Bonds (Icahn School of Medicine at Mount Sinai), Series 2015-A, 5.00% 7/1/2040	250	254
Dormitory Auth., Rev. Bonds (Iona College), Series 2021-A, 5.00% 7/1/2046	250	256
Dormitory Auth., Rev. Bonds (Langone Hospitals Obligated Group), Series 2020-A, 4.00% 7/1/2050	1,500	1,386
Dormitory Auth., Rev. Bonds (Langone Hospitals Obligated Group), Series 2020-A, 4.00% 7/1/2053	1,000	926
Dormitory Auth., Rev. Bonds (Montefiore Obligated Group), Series 2020-A, 4.00% 9/1/2050	750	636
Dormitory Auth., Rev. Bonds (New School), Series 2015-A, 5.00% 7/1/2032	930	956
Dormitory Auth., Rev. Bonds (New School), Series 2015-A, 5.00% 7/1/2032 (preref. 7/1/2025)	70	72
Dormitory Auth., Rev. Bonds (New School), Series 2016-A, 5.00% 7/1/2035	555	579
Dormitory Auth., Rev. Bonds (New School), Series 2022-A, 4.00% 7/1/2047	765	702
Dormitory Auth., Rev. Bonds (New York University), Series 2021-A, 4.00% 7/1/2046	2,050	1,984
Dormitory Auth., Rev. Bonds (Northwell Health Obligated Group), Series 2019-B-3, 5.00% 5/1/2048 (put 5/1/2026)	1,000	1,030
Dormitory Auth., Rev. Bonds (NYU Hospitals Center), Series 2016-A, 5.00% 7/1/2033	400	418
Dormitory Auth., Rev. Bonds (NYU Hospitals Center), Series 2014, 5.00% 7/1/2034	1,000	1,018
Dormitory Auth., Rev. Bonds (School Dist. Rev. Bond Fncg. Program), Series 2011-A, 5.00% 10/1/2024	10	10
Dormitory Auth., Rev. Bonds (State University of New York Dormitory Facs.), Series 2019-A, 4.00% 7/1/2049	1,000	945
Dormitory Auth., Rev. Bonds (Touro College and University System Obligated Group), Series 2017, 5.00% 1/1/2038 (preref. 1/3/2028)	500	544
Dormitory Auth., School Dist. Rev. Bond Fncg. Program Rev. Bonds, Series 2023-A, Assured Guaranty Municipal insured, 5.00% 10/1/2035	1,000	1,148
Dormitory Auth., State Personal Income Tax Rev. Bonds (General Purpose), Series 2019-A, 5.00% 3/15/2028	1,000	1,093
Dormitory Auth., State Personal Income Tax Rev. Bonds (General Purpose), Series 2018-A, 5.25% 3/15/2037	1,000	1,099
Dormitory Auth., State Personal Income Tax Rev. Bonds (General Purpose), Series 2017-B, 5.00% 2/15/2041	750	793
Dormitory Auth., State Personal Income Tax Rev. Bonds (General Purpose), Series 2020-A, 4.00% 3/15/2047	1,000	978
Dormitory Auth., State Personal Income Tax Rev. Bonds (General Purpose), Series 2021-E, 4.00% 3/15/2047	1,280	1,252
Dormitory Auth., State Personal Income Tax Rev. Bonds (General Purpose), Series 2021-E, 3.00% 3/15/2051	1,500	1,150
Dormitory Auth., State Sales Tax Rev. Bonds, Series 2014-A, 5.00% 3/15/2038	1,000	1,009
Dormitory Auth., State Sales Tax Rev. Bonds, Series 2018-A, 5.00% 3/15/2039	2,275	2,426
Dormitory Auth., State Sales Tax Rev. Bonds, Series 2018-E, 5.00% 3/15/2039	800	858
Dormitory Auth., State Sales Tax Rev. Bonds, Series 2018-E, 5.00% 3/15/2048	1,500	1,591
Dutchess County Local Dev. Corp., Rev. Bonds (Nuvance Health Issue), Series 2019-B, 4.00% 7/1/2049	1,000	874
Energy Research and Dev. Auth., Pollution Control Rev. Bonds (New York State Electric & Gas Corp. Project), Series 2004-C, 4.00% 4/1/2034	1,110	1,126
Energy Research and Dev. Auth., Pollution Control Rev. Bonds (Rochester Gas and Electric Corp. Project), Series 1997-A, 3.00% 8/1/2032 (put 7/1/2025)	1,000	990
Environmental Facs. Corp., Clean Water and Drinking Water Revolving Funds Rev. Bonds (New York City Municipal Water Fin. Auth. Projects - Second Resolution Bonds), Series 2022-A, 5.00% 6/15/2051	1,000	1,093
Environmental Facs. Corp., Rev. Green Bonds (Revolving Funds), Series 2016-B, 4.00% 8/15/2036	1,950	1,992
Environmental Facs. Corp., Solid Waste Disposal Rev. Bonds (Casella Waste Systems, Inc. Project), Series 2017, AMT, 2.875% 12/1/2044 (put 12/3/2029) <sup>1</sup>	1,500	1,329
Environmental Facs. Corp., Solid Waste Disposal Rev. Bonds (Casella Waste Systems, Inc. Project), Series 2014-R-2, AMT, 3.125% 12/1/2044 (put 6/1/2026) <sup>1</sup>	500	478
Environmental Facs. Corp., Solid Waste Disposal Rev. Bonds (Casella Waste Systems, Inc. Project), Series 2020-R-1, 2.75% 9/1/2050 (put 9/2/2025)	1,000	962
Genesee County Funding Corp., Rev. Bonds (Rochester Regional Health Project), Series 2022-A, 5.25% 12/1/2052	800	831
Glen Cove Local Econ. Assistance Corp., Rev. Bonds (Garvies Point Public Improvement Project), Convertible Capital Appreciation Bonds, Series 2016-C, 0% 1/1/2055 (5.62% on 1/1/2024) <sup>2</sup>	500	409
Housing Fin. Agcy., Affordable Housing Rev. Bonds, Series 2017-M, 3.65% 11/1/2042	750	673
Housing Fin. Agcy., Affordable Housing Rev. Green Bonds, Series 2019-D, 3.55% 11/1/2039	1,000	896
Housing Fin. Agcy., Affordable Housing Rev. Green Bonds, Series 2021-J-2, 1.10% 11/1/2061 (put 5/1/2027)	705	625
Hudson Yards Infrastructure Corp., Rev. Bonds, Series 2017-A, 5.00% 2/15/2033	2,700	2,872
Hudson Yards Infrastructure Corp., Rev. Bonds, Series 2017-A, 5.00% 2/15/2035	1,000	1,058
Jefferson County Civic Fac. Dev. Corp., Rev. Bonds (Samaritan Medical Center Project), Series 2017-A, 5.00% 11/1/2037	1,000	953
Jefferson County Civic Fac. Dev. Corp., Rev. Bonds (Samaritan Medical Center Project), Series 2017-A, 4.00% 11/1/2042	715	530
Jefferson County Civic Fac. Dev. Corp., Rev. Bonds (Samaritan Medical Center Project), Series 2017-A, 4.00% 11/1/2047	500	350

# American Funds Tax-Exempt Fund of New York (continued)

Bonds, notes & other debt instruments (continued)	Principal amount (000)	Value (000)
<b>New York (continued)</b>		
Liberty Dev. Corp., Liberty Rev. Ref. Bonds, Series 2021-WTC-1, 4.00% 2/15/2043	USD1,265	\$1,237
Liberty Dev. Corp., Liberty Rev. Ref. Bonds (3 World Trade Center Project), Series 2014, Class 2, 5.375% 11/15/2040 <sup>1</sup>	350	351
Liberty Dev. Corp., Liberty Rev. Ref. Bonds (3 World Trade Center Project), Series 2014, Class 3, 7.25% 11/15/2044 <sup>1</sup>	375	379
Liberty Dev. Corp., Liberty Rev. Ref. Green Bonds (4 World Trade Center Project), Series 2021-A, 2.875% 11/15/2046	1,500	1,095
Liberty Dev. Corp., Liberty Rev. Ref. Green Bonds (4 World Trade Center Project), Series 2021-A, 3.00% 11/15/2051	2,000	1,465
Liberty Dev. Corp., Liberty Rev. Ref. Green Bonds (4 World Trade Center Project), Series 2021-A, 3.00% 11/15/2051	1,000	738
Long Island Power Auth., Electric System General Rev. Bonds, Series 2015-C, (1-month USD-LIBOR x 0.70 + 0.75%) 4.394% 5/1/2033 (put 10/1/2023) <sup>3,4</sup>	865	865
Long Island Power Auth., Electric System General Rev. Bonds, Series 2015-B, 5.00% 9/1/2035	1,315	1,356
Long Island Power Auth., Electric System General Rev. Bonds, Series 2018, 5.00% 9/1/2036	500	546
Long Island Power Auth., Electric System General Rev. Bonds, Series 2015-B, 5.00% 9/1/2038	750	769
Long Island Power Auth., Electric System General Rev. Bonds, Series 2017, 5.00% 9/1/2047	2,225	2,339
Metropolitan Transportation Auth., Hudson Rail Yards Trust Obligations, Series 2016-A, 5.00% 11/15/2051	500	500
Metropolitan Transportation Auth., Hudson Rail Yards Trust Obligations, Series 2016-A, 5.00% 11/15/2056	750	750
Metropolitan Transportation Auth., Transportation Rev. Bonds, Series 2014-D-1, 5.00% 11/15/2039	305	307
Metropolitan Transportation Auth., Transportation Rev. Bonds, Series 2015-A-2, 5.00% 11/15/2045 (put 5/15/2030)	1,000	1,077
Metropolitan Transportation Auth., Transportation Rev. Green Bonds, Series 2016-A-2, 5.00% 11/15/2026	1,440	1,503
Metropolitan Transportation Auth., Transportation Rev. Green Bonds, Series 2017-A-1, 5.00% 11/15/2027	970	1,027
Metropolitan Transportation Auth., Transportation Rev. Green Bonds, Series 2019-C-1, 5.00% 11/15/2039	1,640	1,729
Metropolitan Transportation Auth., Transportation Rev. Green Bonds, Series 2020-D-3, 4.00% 11/15/2049	1,000	929
Metropolitan Transportation Auth., Transportation Rev. Green Bonds, Series 2019-B, 5.00% 11/15/2052	1,305	1,343
Metropolitan Transportation Auth., Transportation Rev. Green Bonds, Series 2017-A-1, 5.25% 11/15/2057	750	763
Metropolitan Transportation Auth., Transportation Rev. Ref. Green Bonds, Series 2017-A-2, 5.00% 11/15/2026	1,000	1,044
Metropolitan Transportation Auth., Transportation Rev. Ref. Green Bonds, Series 2017-C-1, 4.00% 11/15/2034	1,000	999
Monroe County Industrial Dev. Corp., Rev. Bonds (Highland Hospital of Rochester Project), Series 2015, 5.00% 7/1/2025	325	333
Monroe County Industrial Dev. Corp., Rev. Bonds (Highland Hospital of Rochester Project), Series 2015, 5.00% 7/1/2033	430	441
Monroe County Industrial Dev. Corp., Rev. Bonds (Highland Hospital of Rochester Project), Series 2015, 5.00% 7/1/2034	380	390
Monroe County Industrial Dev. Corp., Rev. Bonds (Rochester General Hospital Project), Series 2020-A, 4.00% 12/1/2046	1,500	1,306
Mortgage Agcy., Homeowner Mortgage Rev. Bonds, Series 52, AMT, 3.50% 10/1/2030	180	178
Mortgage Agcy., Homeowner Mortgage Rev. Bonds, Series 191, AMT, 3.50% 10/1/2034	30	30
Mortgage Agcy., Homeowner Mortgage Rev. Bonds, Series 194, AMT, 3.50% 10/1/2035	65	65
Mortgage Agcy., Homeowner Mortgage Rev. Bonds, Series 206, AMT, 4.00% 10/1/2037	225	222
Mortgage Agcy., Homeowner Mortgage Rev. Bonds, Series 48, 2.625% 4/1/2041	95	95
Mortgage Agcy., Homeowner Mortgage Rev. Bonds, Series 178, 3.50% 10/1/2043	15	15
Mortgage Agcy., Homeowner Mortgage Rev. Bonds, Series 197, 3.50% 10/1/2044	220	217
Mortgage Agcy., Homeowner Mortgage Rev. Bonds, Series 200, 3.50% 10/1/2045	70	69
Mortgage Agcy., Homeowner Mortgage Rev. Bonds, Series 195, 4.00% 10/1/2046	390	388
Mortgage Agcy., Homeowner Mortgage Rev. Bonds, Series 54, 4.00% 4/1/2047	555	552
Mortgage Agcy., Homeowner Mortgage Rev. Bonds, Series 203, 3.50% 10/1/2047	335	330
Mortgage Agcy., Homeowner Mortgage Rev. Bonds, Series 213, 4.25% 10/1/2047	875	872
Mortgage Agcy., Homeowner Mortgage Rev. Bonds, Series 208, 4.00% 10/1/2048	225	223
Mortgage Agcy., Homeowner Mortgage Rev. Bonds, Series 217, 4.00% 10/1/2049	590	585
Mortgage Agcy., Homeowner Mortgage Rev. Bonds, Series 242, 3.50% 10/1/2052	1,080	1,054
County of Nassau, G.O. General Improvement Bonds, Series 2017-A, 5.00% 1/15/2030	1,000	1,067
County of Nassau, G.O. General Improvement Rev. Ref. Bonds, Series 2023-B, 5.00% 4/1/2036	1,000	1,173
Nassau County Tobacco Settlement Corp., Tobacco Settlement Asset-Backed Bonds, Series 2006-A-3, 5.00% 6/1/2035	600	559
Nassau County Tobacco Settlement Corp., Tobacco Settlement Asset-Backed Bonds, Series 2006-A-3, 5.125% 6/1/2046	705	653
City of New Rochelle, Local Dev. Rev. Bonds (Iona College Project), Series 2015-A, 5.00% 7/1/2045	250	252
New York City G.O. Bonds, Series 2016-A, 5.00% 8/1/2026	1,000	1,035
New York City G.O. Bonds, Series 2023-C, 5.00% 8/1/2027	1,000	1,079
New York City G.O. Bonds, Series 2016-C, 5.00% 8/1/2031	1,000	1,042

# American Funds Tax-Exempt Fund of New York (continued)

Bonds, notes & other debt instruments (continued)	Principal amount (000)	Value (000)
<b>New York (continued)</b>		
New York City G.O. Bonds, Series 2018-C, 5.00% 8/1/2032	USD1,000	\$1,088
New York City G.O. Bonds, Series 2015-C, 5.00% 8/1/2033	1,000	1,023
New York City G.O. Bonds, Series 2017-A-1, 5.00% 8/1/2034	1,000	1,048
New York City G.O. Bonds, Series 2023-F-1, 5.00% 8/1/2036	1,035	1,197
New York City G.O. Bonds, Series 2020-B-1, 4.00% 10/1/2040	1,000	1,006
New York City G.O. Bonds, Series 2022-B-1, 5.25% 10/1/2047	1,170	1,307
New York City Housing Dev. Corp., Multi Family Housing Rev. Bonds (8 Spruce Street), Series 2014-E, 3.50% 2/15/2048	1,670	1,641
New York City Housing Dev. Corp., Multi Family Housing Rev. Bonds (Sustainable Dev. Bonds), Series 2020-A-3, 1.125% 5/1/2060 (put 11/1/2024)	750	722
New York City Housing Dev. Corp., Multi Family Housing Rev. Bonds (Sustainable Dev. Bonds), Series 2021-C-2, 0.70% 11/1/2060 (put 7/1/2025)	635	594
New York City Housing Dev. Corp., Multi Family Housing Rev. Bonds (Sustainable Neighborhood Bonds), Series 2017-A-1-A, 3.80% 11/1/2037	885	850
New York City Housing Dev. Corp., Multi Family Housing Rev. Bonds (Sustainable Neighborhood Bonds), Series 2015-H, 2.95% 11/1/2045 (put 2/1/2026)	750	736
New York City Housing Dev. Corp., Multi Family Housing Rev. Green Bonds (Sustainable Dev. Bonds), Series 2021-F-1, 2.40% 11/1/2046	2,405	1,584
New York City Industrial Dev. Agcy., Airport Facs. Rev. Ref. Bonds (Transportation Infrastructure Properties, LLC Obligated Group), Series 2012-A, AMT, 5.00% 7/1/2028	215	215
New York City Industrial Dev. Agcy., PILOT Rev. Ref. Bonds (Queens Baseball Stadium Project), Series 2021-A, Assured Guaranty Municipal insured, 3.00% 1/1/2034	750	694
New York City Industrial Dev. Agcy., PILOT Rev. Ref. Bonds (Yankee Stadium Project), Series 2020-A, Assured Guaranty Municipal insured, 3.00% 3/1/2040	1,000	841
New York City Industrial Dev. Agcy., PILOT Rev. Ref. Bonds (Yankee Stadium Project), Series 2020-A, Assured Guaranty Municipal insured, 4.00% 3/1/2045	1,000	925
New York City Industrial Dev. Agcy., PILOT Rev. Ref. Bonds (Yankee Stadium Project), Series 2020-A, Assured Guaranty Municipal insured, 3.00% 3/1/2049	750	561
New York City Municipal Water Fin. Auth., Water and Sewer System Second General Resolution Rev. Bonds, Series 2021-DD, 5.00% 6/15/2031	1,100	1,295
New York City Municipal Water Fin. Auth., Water and Sewer System Second General Resolution Rev. Bonds, Series 2015-HH, 5.00% 6/15/2039	690	707
New York City Municipal Water Fin. Auth., Water and Sewer System Second General Resolution Rev. Bonds, Series 2022-BB-1, 4.00% 6/15/2045	1,000	985
New York City Municipal Water Fin. Auth., Water and Sewer System Second General Resolution Rev. Bonds, Series 2018-BB-1, 5.00% 6/15/2046	1,250	1,311
New York City Municipal Water Fin. Auth., Water and Sewer System Second General Resolution Rev. Bonds, Series 2023-DD, 4.125% 6/15/2047	2,320	2,310
New York City Municipal Water Fin. Auth., Water and Sewer System Second General Resolution Rev. Bonds, Series 2017-DD, 5.00% 6/15/2047	1,055	1,098
New York City Municipal Water Fin. Auth., Water and Sewer System Second General Resolution Rev. Bonds, Series 2020-GG-1, 4.00% 6/15/2050	1,000	977
New York City Transitional Fin. Auth., Building Aid Rev. Bonds, Series 2019-S-3, 5.00% 7/15/2036	1,000	1,084
New York City Transitional Fin. Auth., Future Tax Secured Bonds, Series 2021-D-1, 5.00% 11/1/2034	1,000	1,138
New York City Transitional Fin. Auth., Future Tax Secured Bonds, Series 2019-A-1, 5.00% 8/1/2036	2,380	2,580
New York City Transitional Fin. Auth., Future Tax Secured Bonds, Series 2020-B-1, 4.00% 11/1/2040	1,500	1,499
New York City Transitional Fin. Auth., Future Tax Secured Bonds, Series 2017-F-1, 5.00% 5/1/2042	1,000	1,050
New York City Transitional Fin. Auth., Future Tax Secured Bonds, Series 2018-A-3, 4.00% 8/1/2042	2,925	2,895
New York City Transitional Fin. Auth., Future Tax Secured Bonds, Series 2020-B-1, 4.00% 11/1/2042	2,000	1,979
New York City Transitional Fin. Auth., Future Tax Secured Bonds, Series 2023-F-1, 4.00% 2/1/2051	1,430	1,392
New York City Transitional Fin. Auth., Future Tax Secured Bonds, Series 2024-A-1, 5.00% 5/1/2053	1,575	1,702
New York City Trust for Cultural Resources, Rev. Ref. Bonds (Lincoln Center for the Performing Arts, Inc.), Series 2020-A, 4.00% 12/1/2035	1,000	1,046
Niagara Area Dev. Corp., Solid Waste Disposal Fac. Rev. Ref. Bonds (Covanta Project), Series 2018-B, 3.50% 11/1/2024 <sup>1</sup>	1,000	983
Niagara Area Dev. Corp., Solid Waste Disposal Fac. Rev. Ref. Bonds (Covanta Project), Series 2018-A, AMT, 4.75% 11/1/2042 <sup>1</sup>	1,000	881
Niagara Frontier Transportation Auth., Airport Rev. Ref. Bonds (Buffalo Niagara International Airport), Series 2014-A, AMT, 5.00% 4/1/2027	600	603
Niagara Frontier Transportation Auth., Airport Rev. Ref. Bonds (Buffalo Niagara International Airport), Series 2014-A, AMT, 5.00% 4/1/2028	500	503
Niagara Frontier Transportation Auth., Airport Rev. Ref. Bonds (Buffalo Niagara International Airport), Series 2014-A, AMT, 5.00% 4/1/2029	700	704

# American Funds Tax-Exempt Fund of New York (continued)

Bonds, notes & other debt instruments (continued)	Principal amount (000)	Value (000)
<b>New York (continued)</b>		
County of Onondaga, Resource Recovery Agcy., Rev. Ref. Bonds, Series 2015-A, AMT, Assured Guaranty Municipal insured, 5.00% 5/1/2025	USD500	\$ 511
County of Onondaga, Resource Recovery Agcy., Rev. Ref. Bonds, Series 2015-A, AMT, Assured Guaranty Municipal insured, 5.00% 5/1/2030	1,750	1,782
County of Onondaga, Trust for Cultural Resources, Rev. Bonds, Series 2019, 5.00% 12/1/2040	1,000	1,093
Port Auth., Consolidated Bonds, Series 212, 4.00% 9/1/2038	1,000	1,020
Port Auth., Consolidated Bonds, Series 223, AMT, 4.00% 7/15/2040	1,310	1,284
Port Auth., Consolidated Bonds, Series 217, 5.00% 11/1/2044	1,500	1,617
Port Auth., Consolidated Bonds, Series 205, 5.00% 11/15/2047	1,000	1,051
Port Auth., Consolidated Rev. Ref. Bonds, Series 186, AMT, 5.00% 10/15/2044	500	501
Power Auth., Rev. Bonds, Series 2020-A, 4.00% 11/15/2055	1,500	1,463
Power Auth., Rev. Bonds (Green Transmission Project), Series 2022-A, Assured Guaranty Municipal insured, 4.00% 11/15/2047	1,000	978
County of Rockland, G.O. Bonds, Series 2014-A, Assured Guaranty Municipal insured, 5.00% 3/1/2024	1,000	1,010
Schenectady County Capital Resource Corp., Rev. Bonds (Union College Project), Series 2022, 5.25% 7/1/2052	1,000	1,099
Southold Local Dev. Corp., Rev. Bonds (Peconic Landing at Southold, Inc. Project), Series 2015, 5.00% 12/1/2045	1,500	1,402
County of Suffolk, G.O. Rev. Ref. Bonds, Series 2017-A, Assured Guaranty Municipal insured, 5.00% 2/1/2026	540	566
Thruway Auth., General Rev. Bonds, Series 2020-N, 4.00% 1/1/2041	1,900	1,885
Thruway Auth., General Rev. Bonds, Series 2021-O-1, 4.00% 1/1/2043	1,000	986
Thruway Auth., General Rev. Bonds, Series 2020-N, 4.00% 1/1/2047	1,500	1,460
Thruway Auth., General Rev. Bonds, Series 2020-N, 3.00% 1/1/2049	1,970	1,473
Thruway Auth., General Rev. Indebtedness Obligations, Series 2019-B, 4.00% 1/1/2039	2,835	2,835
Thruway Auth., General Rev. Indebtedness Obligations, Series 2019-B, 4.00% 1/1/2045	2,465	2,393
Thruway Auth., General Rev. Indebtedness Obligations, Series 2019-B, Assured Guaranty Municipal insured, 4.00% 1/1/2053	1,015	984
Thruway Auth., General Rev. Indebtedness Obligations, Series 2016-A, 5.25% 1/1/2056	250	258
Tompkins County Dev. Corp., Continuing Care Retirement Community Rev. Bonds (Kendal at Ithaca, Inc. Project), Series 2014-A, 5.00% 7/1/2034	1,000	1,002
Tompkins County Dev. Corp., Continuing Care Retirement Community Rev. Bonds (Kendal at Ithaca, Inc. Project), Series 2022-A, 4.00% 7/1/2042	750	628
Tompkins County Dev. Corp., Continuing Care Retirement Community Rev. Bonds (Kendal at Ithaca, Inc. Project), Series 2014-A, 5.00% 7/1/2044	915	866
Transportation Dev. Corp., Special Fac. Rev. Bonds (American Airlines, Inc. John F. Kennedy International Airport Project), Series 2021, AMT, 3.00% 8/1/2031	250	222
Transportation Dev. Corp., Special Fac. Rev. Bonds (American Airlines, Inc. John F. Kennedy International Airport Project), Series 2020, AMT, 5.375% 8/1/2036	1,000	1,014
Transportation Dev. Corp., Special Fac. Rev. Bonds (Terminal Four John F. Kennedy International Airport Project), Series 2020-A, AMT, 5.00% 12/1/2037	600	628
Transportation Dev. Corp., Special Fac. Rev. Bonds (Terminal Four John F. Kennedy International Airport Project), Series 2020-A, AMT, 4.00% 12/1/2039	1,050	1,011
Transportation Dev. Corp., Special Fac. Rev. Bonds (Terminal Four John F. Kennedy International Airport Project), Series 2020-C, 4.00% 12/1/2040	1,000	976
Transportation Dev. Corp., Special Fac. Rev. Bonds (Terminal Four John F. Kennedy International Airport Project), Series 2022, AMT, 5.00% 12/1/2042	925	959
Transportation Dev. Corp., Special Facs. Bonds (LaGuardia Airport Terminal B Redev. Project), Series 2016-A, AMT, 5.00% 7/1/2034	500	503
Transportation Dev. Corp., Special Facs. Bonds (LaGuardia Airport Terminal B Redev. Project), Series 2016-A, AMT, 5.00% 7/1/2046	2,000	1,976
Transportation Dev. Corp., Special Facs. Bonds (LaGuardia Airport Terminal B Redev. Project), Series 2016-A, AMT, 5.25% 1/1/2050	500	500
Transportation Dev. Corp., Special Facs. Rev. Bonds (Delta Air Lines, Inc. LaGuardia Airport Terminals C & D Redev. Project), Series 2020, AMT, 4.00% 10/1/2030	1,000	997
Transportation Dev. Corp., Special Facs. Rev. Bonds (Delta Air Lines, Inc. LaGuardia Airport Terminals C & D Redev. Project), Series 2020, AMT, 5.00% 10/1/2035	500	524
Transportation Dev. Corp., Special Facs. Rev. Bonds (Delta Air Lines, Inc. LaGuardia Airport Terminals C & D Redev. Project), Series 2018, AMT, 4.00% 1/1/2036	500	489
Transportation Dev. Corp., Special Facs. Rev. Bonds (Delta Air Lines, Inc. LaGuardia Airport Terminals C & D Redev. Project), Series 2020, AMT, 5.00% 10/1/2040	750	771
Transportation Dev. Corp., Special Facs. Rev. Bonds (Delta Air Lines, Inc. LaGuardia Airport Terminals C & D Redev. Project), Series 2020, AMT, 4.375% 10/1/2045	2,000	1,943
Triborough Bridge and Tunnel Auth., General Rev. Bonds (MTA Bridges and Tunnels), Series 2018-A, 5.00% 11/15/2030	650	751

# American Funds Tax-Exempt Fund of New York (continued)

Bonds, notes & other debt instruments (continued)	Principal amount (000)	Value (000)
<b>New York (continued)</b>		
Triborough Bridge and Tunnel Auth., General Rev. Bonds (MTA Bridges and Tunnels), Series 2021-A, 5.00% 11/15/2051	USD1,500	\$ 1,601
Triborough Bridge and Tunnel Auth., General Rev. Bonds (MTA Bridges and Tunnels), Series 2020-A, 4.00% 11/15/2054	3,000	2,861
Triborough Bridge and Tunnel Auth., General Rev. Bonds (MTA Bridges and Tunnels), Series 2020-A, 5.00% 11/15/2054	1,250	1,327
Triborough Bridge and Tunnel Auth., General Rev. Ref. Bonds (MTA Bridges and Tunnels), Series 2023-A, 5.00% 11/15/2036	500	576
Triborough Bridge and Tunnel Auth., Payroll Mobility Tax Bonds (MTA Bridges and Tunnels), Series 2022-A, 5.00% 5/15/2057	1,500	1,619
City of Troy Capital Resource Corp., Rev. Bonds (Rensselaer Polytechnic Institute Project), Series 2015, 5.00% 8/1/2027	800	826
City of Troy Capital Resource Corp., Rev. Ref. Bonds (Rensselaer Polytechnic Institute Project), Series 2020-A, 5.00% 9/1/2023	600	601
City of Troy Capital Resource Corp., Rev. Ref. Bonds (Rensselaer Polytechnic Institute Project), Series 2020-A, 5.00% 9/1/2038	1,500	1,603
TSASC, Inc., Tobacco Settlement Bonds, Series 2017-A, 5.00% 6/1/2025	750	766
Urban Dev. Corp., State Personal Income Tax Rev. Bonds (General Purpose), Series 2016-A, 5.00% 3/15/2026	1,500	1,573
Urban Dev. Corp., State Personal Income Tax Rev. Bonds (General Purpose), Series 2014-A, 5.00% 3/15/2027 (preref. 3/15/2024)	750	758
Urban Dev. Corp., State Personal Income Tax Rev. Bonds (General Purpose), Series 2019-A, 5.00% 3/15/2036	1,500	1,636
Urban Dev. Corp., State Personal Income Tax Rev. Bonds (General Purpose), Series 2020-A, 4.00% 3/15/2049	1,415	1,372
Urban Dev. Corp., State Sales Tax Rev. Bonds, Series 2021-A, 4.00% 3/15/2039	1,500	1,523
Urban Dev. Corp., State Sales Tax Rev. Bonds, Series 2021-A, 4.00% 3/15/2046	1,890	1,879
Urban Dev. Corp., State Sales Tax Rev. Bonds, Series 2021-A, 4.00% 3/15/2048	1,500	1,484
Urban Dev. Corp., State Sales Tax Rev. Bonds, Series 2019-A, 3.00% 3/15/2049	1,500	1,162
Utility Debt Securitization Auth., Restructuring Bonds, Series 2022-TE-1, 5.00% 6/15/2034	1,100	1,313
Utility Debt Securitization Auth., Restructuring Bonds, Series 2017, 5.00% 12/15/2041	1,500	1,613
Westchester County Health Care Corp., Rev. Bonds, Series 2010-B, 6.00% 11/1/2030	120	120
Westchester County Local Dev. Corp., Rev. Bonds (Purchase Housing Corp. II Project), Series 2017, 5.00% 6/1/2037	1,000	1,016
Westchester County Local Dev. Corp., Rev. Bonds (Purchase Housing Corp. II Project), Series 2017, 5.00% 6/1/2047	1,025	1,026
Westchester County Local Dev. Corp., Rev. Bonds (Senior Learning Community, Inc.), Series 2021-D, 2.875% 7/1/2026 <sup>1</sup>	350	334
Westchester County Local Dev. Corp., Rev. Bonds (Senior Learning Community, Inc.), Series 2021-A, 5.00% 7/1/2056 <sup>1</sup>	335	263
Westchester County Local Dev. Corp., Rev. Bonds (Westchester Medical Center Obligated Group Project), Series 2016, 5.00% 11/1/2034	1,150	1,152
Westchester County Local Dev. Corp., Rev. Bonds (Westchester Medical Center Obligated Group Project), Series 2016, 5.00% 11/1/2046	1,500	1,454
Westchester County Local Dev. Corp., Rev. Ref. Bonds (Kendal on Hudson Project), Series 2022-B, 5.00% 1/1/2051	1,000	943
Westchester County Local Dev. Corp., Rev. Ref. Bonds (Pace University), Series 2014-A, 5.50% 5/1/2042	450	451
City of Yonkers, G.O. Bonds, Series 2015-B, Assured Guaranty Municipal insured, 5.00% 8/1/2024	490	498
Yonkers Econ. Dev. Corp., Educational Rev. Bonds (Lamartine/Warburton, LLC - Charter School of Educational Excellence Project), Series 2019-A, 5.00% 10/15/2049	1,100	986
		<u>222,947</u>
<b>Guam 1.42%</b>		
A.B. Won Pat International Airport Auth., General Rev. Bonds, Series 2013-C, AMT, 6.375% 10/1/2043	240	241
Business Privilege Tax Rev. Ref. Bonds, Series 2021-F, 4.00% 1/1/2042	750	665
G.O. Bonds, Series 2019, AMT, 5.00% 11/15/2031	725	749
Hotel Occupancy Tax Rev. Ref. Bonds, Series 2021-A, 5.00% 11/1/2035	1,355	1,415
Waterworks Auth., Water and Wastewater System Rev. Bonds, Series 2013, 5.00% 7/1/2028	250	250
Waterworks Auth., Water and Wastewater System Rev. Bonds, Series 2014-A, 5.00% 7/1/2029	250	252
		<u>3,572</u>



# American Funds Tax-Exempt Fund of New York (continued)

Bonds, notes & other debt instruments (continued)	Principal amount (000)	Value (000)
<b>Puerto Rico 1.77%</b>		
Aqueduct and Sewer Auth., Rev. Ref. Bonds, Series 2021-A, 4.00% 7/1/2042 <sup>1</sup>	USD1,000	\$ 882
Industrial, Tourist, Educational, Medical and Environmental Control Facs. Fncg. Auth., Higher Education Rev. and Rev. Ref. Bonds (Inter American University of Puerto Rico Project), Series 2012, 5.00% 10/1/2031	750	751
Sales Tax Fncg. Corp., Sales Tax Rev. Restructured Bonds, Series 2019-A-2, 4.329% 7/1/2040	3,000	2,832
		<u>4,465</u>
<b>Total bonds, notes &amp; other debt instruments</b> (cost: \$240,686,000)		<u>230,984</u>
<b>Short-term securities 7.01%</b>		
<b>Municipals 7.01%</b>		
Dormitory Auth., Rev. Bonds (Cornell University), Series 2019-B, 4.40% 7/1/2039 <sup>4</sup>	11,475	11,475
Dormitory Auth., Rev. Bonds (Fordham University), Series 2008-A-2, 3.80% 7/1/2032 <sup>4</sup>	4,000	4,000
New York City G.O. Bonds, Series 2012-G-6, 4.52% 4/1/2042 <sup>4</sup>	700	700
New York City Municipal Water Fin. Auth., Water and Sewer System Second General Resolution Rev. Bonds, Series 2016-AA-1, 4.50% 6/15/2048 <sup>4</sup>	1,500	1,500
		<u>17,675</u>
<b>Total short-term securities</b> (cost: \$17,675,000)		<u>17,675</u>
<b>Total investment securities 98.61%</b> (cost: \$258,361,000)		248,659
<b>Other assets less liabilities 1.39%</b>		<u>3,513</u>
<b>Net assets 100.00%</b>		<u><u>\$252,172</u></u>

## Futures contracts

Contracts	Type	Number of contracts	Expiration date	Notional amount (000)	Value and unrealized (depreciation) appreciation at 7/31/2023 (000)
2 Year U.S. Treasury Note Futures	Long	29	9/29/2023	USD5,888	\$ (80)
5 Year U.S. Treasury Note Futures	Long	59	9/29/2023	6,302	(84)
10 Year Ultra U.S. Treasury Note Futures	Short	11	9/20/2023	(1,287)	31
					<u><u>\$(133)</u></u>

<sup>1</sup>Acquired in a transaction exempt from registration under Rule 144A or, for commercial paper, Section 4(a)(2) of the Securities Act of 1933. May be resold in the U.S. in transactions exempt from registration, normally to qualified institutional buyers. The total value of all such securities was \$7,353,000, which represented 2.92% of the net assets of the fund.

<sup>2</sup>Step bond; coupon rate may change at a later date.

<sup>3</sup>Securities referencing LIBOR are expected to transition to an alternative reference rate by the security's next scheduled coupon reset date.

<sup>4</sup>Coupon rate may change periodically. Reference rate and spread are as of the most recent information available. Some coupon rates are determined by the issuer or agent based on current market conditions; therefore, the reference rate and spread are not available. For short-term securities, the date of the next scheduled coupon rate change is considered to be the maturity date.

## Key to abbreviations

Agcy. = Agency	Fac. = Facility	Preref. = Prerefunded
AMT = Alternative Minimum Tax	Facs. = Facilities	Redev. = Redevelopment
Auth. = Authority	Fin. = Finance	Ref. = Refunding
Dev. = Development	Fncg. = Financing	Rev. = Revenue
Dist. = District	G.O. = General Obligation	USD = U.S. dollars
Econ. = Economic	LIBOR = London Interbank Offered Rate	

Refer to the notes to financial statements.

# Financial statements

Statements of assets and liabilities at July 31, 2023

(dollars in thousands)

	American Funds Short-Term Tax-Exempt Bond Fund	Limited Term Tax-Exempt Bond Fund of America	The Tax-Exempt Bond Fund of America
<b>Assets:</b>			
Investment securities in unaffiliated issuers, at value	\$2,226,407	\$6,673,140	\$22,915,799
Cash	421	1,273	23,863
Cash collateral pledged for futures contracts	1,851	6,683	17,198
Receivables for:			
Sales of investments	—	—	31,983
Sales of fund's shares	2,114	7,052	59,776
Interest	20,321	58,369	202,654
Variation margin on futures contracts	166	610	1,212
	2,251,280	6,747,127	23,252,485
<b>Liabilities:</b>			
Payables for:			
Purchases of investments	34,128	70,911	239,459
Repurchases of fund's shares	6,924	12,850	37,047
Dividends on fund's shares	52	514	2,593
Investment advisory services	387	1,078	3,931
Services provided by related parties	205	881	3,003
Trustees' deferred compensation	39	120	822
Variation margin on futures contracts	82	294	293
Other	2	4	16
	41,819	86,652	287,164
<b>Net assets at July 31, 2023</b>	<b>\$2,209,461</b>	<b>\$6,660,475</b>	<b>\$22,965,321</b>
<b>Net assets consist of:</b>			
Capital paid in on shares of beneficial interest	\$2,283,552	\$7,017,122	\$24,542,360
Total accumulated loss	(74,091)	(356,647)	(1,577,039)
<b>Net assets at July 31, 2023</b>	<b>\$2,209,461</b>	<b>\$6,660,475</b>	<b>\$22,965,321</b>
Investment securities in unaffiliated issuers, at cost	\$2,277,973	\$6,913,397	\$24,070,778

Refer to the notes to financial statements.

# Financial statements (continued)

**Statements of assets and liabilities** at July 31, 2023 (continued)

(dollars in thousands)

	American High-Income Municipal Bond Fund	The Tax-Exempt Fund of California	American Funds Tax-Exempt Fund of New York
<b>Assets:</b>			
Investment securities in unaffiliated issuers, at value	\$10,899,179	\$2,713,555	\$248,659
Cash	7,474	632	156
Cash collateral pledged for futures contracts	9,404	1,798	129
Receivables for:			
Sales of investments	19,821	—	985
Sales of fund's shares	19,508	5,304	1,339
Interest	155,790	32,508	2,459
Variation margin on futures contracts	554	165	5
	11,111,730	2,753,962	253,732
<b>Liabilities:</b>			
Payables for:			
Purchases of investments	97,089	4,912	1,183
Repurchases of fund's shares	17,424	3,102	261
Dividends on fund's shares	1,871	568	19
Investment advisory services	2,366	573	52
Services provided by related parties	1,458	414	40
Trustees' deferred compensation	158	96	4
Variation margin on futures contracts	89	82	1
Other	8	2	—*
	120,463	9,749	1,560
<b>Net assets at July 31, 2023</b>	<b>\$10,991,267</b>	<b>\$2,744,213</b>	<b>\$252,172</b>
<b>Net assets consist of:</b>			
Capital paid in on shares of beneficial interest	\$11,936,458	\$2,913,739	\$268,282
Total accumulated loss	(945,191)	(169,526)	(16,110)
<b>Net assets at July 31, 2023</b>	<b>\$10,991,267</b>	<b>\$2,744,213</b>	<b>\$252,172</b>
Investment securities in unaffiliated issuers, at cost	\$11,705,023	\$2,846,230	\$258,361

\*Amount less than one thousand.

Refer to the notes to financial statements.

# Financial statements (continued)

**Statements of assets and liabilities** at July 31, 2023 (continued)

(dollars and shares in thousands, except per-share amounts)

		American Funds Short-Term Tax-Exempt Bond Fund	Limited Term Tax-Exempt Bond Fund of America	The Tax-Exempt Bond Fund of America
Shares of beneficial interest issued and outstanding (no stated par value) – unlimited shares authorized				
<b>Class A:</b>	Net assets	\$1,218,389	\$3,431,365	\$11,643,687
	Shares outstanding	124,242	227,532	954,485
	Net asset value per share	\$9.81	\$15.08	\$12.20
<b>Class C:</b>	Net assets		\$14,738	\$218,361
	Shares outstanding	Not applicable	977	17,900
	Net asset value per share		\$15.08	\$12.20
<b>Class T:</b>	Net assets	\$10	\$10	\$10
	Shares outstanding	1	1	1
	Net asset value per share	\$9.81	\$15.08	\$12.20
<b>Class F-1:</b>	Net assets	\$5,128	\$38,855	\$185,064
	Shares outstanding	523	2,576	15,171
	Net asset value per share	\$9.81	\$15.08	\$12.20
<b>Class F-2:</b>	Net assets	\$251,148	\$891,372	\$5,134,716
	Shares outstanding	25,610	59,106	420,916
	Net asset value per share	\$9.81	\$15.08	\$12.20
<b>Class F-3:</b>	Net assets	\$531,074	\$1,531,770	\$5,108,314
	Shares outstanding	54,155	101,571	418,751
	Net asset value per share	\$9.81	\$15.08	\$12.20
<b>Class R-6:</b>	Net assets	\$203,712	\$752,365	\$675,169
	Shares outstanding	20,773	49,889	55,347
	Net asset value per share	\$9.81	\$15.08	\$12.20

Refer to the notes to financial statements.

# Financial statements (continued)

Statements of assets and liabilities at July 31, 2023 (continued)

(dollars and shares in thousands, except per-share amounts)

	American High-Income Municipal Bond Fund	The Tax-Exempt Fund of California	American Funds Tax-Exempt Fund of New York
Shares of beneficial interest issued and outstanding (no stated par value) – unlimited shares authorized			
<b>Class A:</b> Net assets	\$4,848,671	\$1,519,880	\$176,208
Shares outstanding	330,386	92,834	17,672
Net asset value per share	\$14.68	\$16.37	\$9.97
<b>Class C:</b> Net assets	\$124,315	\$28,968	\$7,925
Shares outstanding	8,471	1,769	795
Net asset value per share	\$14.68	\$16.37	\$9.97
<b>Class T:</b> Net assets	\$9	\$9	\$9
Shares outstanding	1	1	1
Net asset value per share	\$14.68	\$16.37	\$9.97
<b>Class F-1:</b> Net assets	\$96,692	\$48,409	\$804
Shares outstanding	6,588	2,957	81
Net asset value per share	\$14.68	\$16.37	\$9.97
<b>Class F-2:</b> Net assets	\$2,130,260	\$557,537	\$27,622
Shares outstanding	145,155	34,054	2,770
Net asset value per share	\$14.68	\$16.37	\$9.97
<b>Class F-3:</b> Net assets	\$2,654,595	\$589,410	\$39,604
Shares outstanding	180,882	36,001	3,972
Net asset value per share	\$14.68	\$16.37	\$9.97
<b>Class R-6:</b> Net assets	\$1,136,725		
Shares outstanding	77,456	Not applicable	Not applicable
Net asset value per share	\$14.68		

Refer to the notes to financial statements.



# Financial statements (continued)

**Statements of operations** for the year ended July 31, 2023

(dollars in thousands)

	American Funds Short-Term Tax-Exempt Bond Fund	Limited Term Tax-Exempt Bond Fund of America	The Tax-Exempt Bond Fund of America
<b>Investment income:</b>			
Income:			
Interest from unaffiliated issuers	\$ 53,426	\$ 162,799	\$ 726,962
Refund of federal, state and local taxes	—	—	—
	53,426	162,799	726,962
<b>Fees and expenses*:</b>			
Investment advisory services	4,752	14,239	45,596
Distribution services	2,011	11,379	32,201
Transfer agent services	749	2,633	10,110
Administrative services	699	2,092	6,846
Reports to shareholders	53	144	474
Registration statement and prospectus	344	583	1,235
Trustees' compensation	14	49	187
Auditing and legal	92	114	222
Custodian	6	17	53
Federal, state and local taxes	— <sup>†</sup>	—	— <sup>†</sup>
Other	15	19	39
Total fees and expenses before waivers/reimbursements	8,735	31,269	96,963
Less waivers/reimbursements of fees and expenses:			
Investment advisory services waivers	—	291	—
Miscellaneous fee reimbursements	292	—	—
Total fees and expenses after waivers/reimbursements	8,443	30,978	96,963
<b>Net investment income</b>	44,983	131,821	629,999
<b>Net realized loss and unrealized depreciation:</b>			
Net realized (loss) gain on:			
Investments in unaffiliated issuers	(6,060)	(51,666)	(363,928)
Futures contracts	(3,171)	(13,022)	2,695
	(9,231)	(64,688)	(361,233)
Net unrealized depreciation on:			
Investments in unaffiliated issuers	(22,791)	(49,535)	(250,903)
Futures contracts	(1,364)	(4,575)	(12,032)
	(24,155)	(54,110)	(262,935)
Net realized loss and unrealized depreciation	(33,386)	(118,798)	(624,168)
<b>Net increase (decrease) in net assets resulting from operations</b>	\$ 11,597	\$ 13,023	\$ 5,831

Refer to the end of the statements of operations for footnotes.

Refer to the notes to financial statements.

# Financial statements (continued)

**Statements of operations** for the year ended July 31, 2023 (continued)

(dollars in thousands)

	American High-Income Municipal Bond Fund	The Tax-Exempt Fund of California	American Funds Tax-Exempt Fund of New York
<b>Investment income:</b>			
Income:			
Interest from unaffiliated issuers	\$ 484,239	\$ 85,363	\$ 8,155
Refund of federal, state and local taxes	—	522	—
	484,239	85,885	8,155
<b>Fees and expenses*:</b>			
Investment advisory services	28,118	6,451	631
Distribution services	15,346	4,292	525
Transfer agent services	4,879	923	100
Administrative services	3,141	787	74
Reports to shareholders	286	41	14
Registration statement and prospectus	839	112	94
Trustees' compensation	58	22	1
Auditing and legal	116	81	64
Custodian	26	6	8
Federal, state and local taxes	3	—	— <sup>†</sup>
Other	142	15	12
Total fees and expenses before waivers/reimbursements	52,954	12,730	1,523
Less waivers/reimbursements of fees and expenses:			
Investment advisory services waivers	893	—	8
Miscellaneous fee reimbursements	—	—	144
Total fees and expenses after waivers/reimbursements	52,061	12,730	1,371
<b>Net investment income</b>	<b>432,178</b>	<b>73,155</b>	<b>6,784</b>
<b>Net realized loss and unrealized depreciation:</b>			
Net realized (loss) gain on:			
Investments in unaffiliated issuers	(146,668)	(21,144)	(4,933)
Futures contracts	2,350	(76)	90
	(144,318)	(21,220)	(4,843)
Net unrealized depreciation on:			
Investments in unaffiliated issuers	(348,288)	(41,728)	(1,117)
Futures contracts	(2,119)	(2,189)	(93)
	(350,407)	(43,917)	(1,210)
Net realized loss and unrealized depreciation	(494,725)	(65,137)	(6,053)
<b>Net increase (decrease) in net assets resulting from operations</b>	<b>\$ (62,547)</b>	<b>\$ 8,018</b>	<b>\$ 731</b>

\*Additional information related to class-specific fees and expenses is included in the notes to financial statements.

<sup>†</sup> Amount less than one thousand.

Refer to the notes to financial statements.

# Financial statements (continued)

## Statements of changes in net assets

(dollars in thousands)

	American Funds Short-Term Tax-Exempt Bond Fund		Limited Term Tax-Exempt Bond Fund of America		The Tax-Exempt Bond Fund of America	
	Year ended July 31, 2023	2022	Year ended July 31, 2023	2022	Year ended July 31, 2023	2022
<b>Operations:</b>						
Net investment income	\$ 44,983	\$ 11,983	\$ 131,821	\$ 72,075	\$ 629,999	\$ 579,336
Net realized loss	(9,231)	(9,811)	(64,688)	(31,563)	(361,233)	(43,409)
Net unrealized depreciation	(24,155)	(51,399)	(54,110)	(374,102)	(262,935)	(2,659,700)
Net increase (decrease) in net assets resulting from operations	11,597	(49,227)	13,023	(333,590)	5,831	(2,123,773)
<b>Distributions paid or accrued to shareholders</b>	(43,899)	(16,201)	(127,659)	(108,894)	(611,310)	(724,558)
<b>Net capital share transactions</b>	36,944	474,656	(169,980)	(177,154)	(1,579,631)	(23,963)
<b>Total increase (decrease) in net assets</b>	4,642	409,228	(284,616)	(619,638)	(2,185,110)	(2,872,294)
<b>Net assets:</b>						
Beginning of year	2,204,819	1,795,591	6,945,091	7,564,729	25,150,431	28,022,725
End of year	\$2,209,461	\$2,204,819	\$6,660,475	\$6,945,091	\$22,965,321	\$25,150,431

	American High-Income Municipal Bond Fund		The Tax-Exempt Fund of California		American Funds Tax-Exempt Fund of New York	
	Year ended July 31, 2023	2022	Year ended July 31, 2023	2022	Year ended July 31, 2023	2022
<b>Operations:</b>						
Net investment income	\$ 432,178	\$ 343,550	\$ 73,155	\$ 65,720	\$ 6,784	\$ 6,038
Net realized loss	(144,318)	(9,513)	(21,220)	(14,030)	(4,843)	(1,710)
Net unrealized depreciation	(350,407)	(1,252,614)	(43,917)	(294,953)	(1,210)	(29,636)
Net increase (decrease) in net assets resulting from operations	(62,547)	(918,577)	8,018	(243,263)	731	(25,308)
<b>Distributions paid or accrued to shareholders</b>	(395,389)	(418,026)	(69,974)	(77,123)	(6,695)	(8,204)
<b>Net capital share transactions</b>	599,465	1,223,844	80,529	(178,535)	(2,201)	1,969
<b>Total increase (decrease) in net assets</b>	141,529	(112,759)	18,573	(498,921)	(8,165)	(31,543)
<b>Net assets:</b>						
Beginning of year	10,849,738	10,962,497	2,725,640	3,224,561	260,337	291,880
End of year	\$10,991,267	\$10,849,738	\$2,744,213	\$2,725,640	\$252,172	\$260,337

Refer to the notes to financial statements.

# Notes to financial statements

## 1. Organization

American Funds Short-Term Tax-Exempt Bond Fund, Limited Term Tax-Exempt Bond Fund of America, The Tax-Exempt Bond Fund of America, American High-Income Municipal Bond Fund, The Tax-Exempt Fund of California, which is presently the only series of The American Funds Tax-Exempt Series II, and American Funds Tax-Exempt Fund of New York (each a “fund” or collectively, the “funds”), are registered under the Investment Company Act of 1940 as open-end, diversified management investment companies.

Each fund’s investment objectives are as follows:

**American Funds Short-Term Tax-Exempt Bond Fund** – Seeks to provide current income exempt from regular federal income tax, consistent with the maturity and quality standards described in the prospectus, and to preserve capital.

**Limited Term Tax-Exempt Bond Fund of America** – Seeks to provide current income exempt from regular federal income tax, consistent with the maturity and quality standards described in the prospectus, and to preserve capital.

**The Tax-Exempt Bond Fund of America** – Seeks to provide a high level of current income exempt from federal income tax, consistent with the preservation of capital.

**American High-Income Municipal Bond Fund** – Seeks to provide a high level of current income exempt from regular federal income tax.

**The Tax-Exempt Fund of California** – Seeks to provide a high level of current income exempt from regular federal and California state income taxes. Its secondary objective is preservation of capital.

**American Funds Tax-Exempt Fund of New York** – Seeks to provide a high level of current income exempt from regular federal, New York state and New York City income taxes. Its secondary objective is preservation of capital.

American Funds Short-Term Tax-Exempt Bond Fund has six share classes consisting of five retail share classes (Classes A and T, as well as three F share classes, F-1, F-2 and F-3) and one share class that is only available to the American Funds Portfolio Series (Class R-6). Limited Term Tax-Exempt Bond Fund of America, The Tax-Exempt Bond Fund of America and American High-Income Municipal Bond Fund each have seven share classes consisting of six retail share classes (Classes A, C and T, as well as three F share classes, F-1, F-2 and F-3) and one share class that is only available to the American Funds Portfolio Series (Class R-6). The Tax-Exempt Fund of California and American Funds Tax-Exempt Fund of New York each have six retail share classes (Classes A, C and T, as well as three F share classes, F-1, F-2 and F-3). Some share classes are only available to limited categories of investors. The funds’ share classes are described further in the following table:

Share class	Initial sales charge	Contingent deferred sales charge upon redemption	Conversion feature
Class A	Up to 2.50% for American Funds Short-Term Tax-Exempt Bond Fund and Limited Term Tax-Exempt Bond Fund of America; up to 3.75% for all other funds	None (except 0.75% for certain redemptions within 18 months of purchase without an initial sales charge)	None
Class C*	None	1.00% for redemptions within one year of purchase	Class C converts to Class A after eight years
Class T†	Up to 2.50%	None	None
Classes F-1, F-2 and F-3	None	None	None
Class R-6	None	None	None

\*Class C shares are not available for purchase in Limited Term Tax-Exempt Bond Fund of America.

†Class T shares are not available for purchase.

Holders of all share classes of each fund have equal pro rata rights to the assets, dividends and liquidation proceeds of each fund held. Each share class of each fund has identical voting rights, except for the exclusive right to vote on matters affecting only its class. Share classes have different fees and expenses (“class-specific fees and expenses”), primarily due to different arrangements for distribution, transfer agent and administrative services. Differences in class-specific fees and expenses will result in differences in net investment income and, therefore, the payment of different per-share dividends by each share class of each fund.

## 2. Significant accounting policies

---

Each fund is an investment company that applies the accounting and reporting guidance issued in Topic 946 by the U.S. Financial Accounting Standards Board. Each fund's financial statements have been prepared to comply with U.S. generally accepted accounting principles ("U.S. GAAP"). These principles require the funds' investment adviser to make estimates and assumptions that affect reported amounts and disclosures. Actual results could differ from those estimates. Subsequent events, if any, have been evaluated through the date of issuance in the preparation of the financial statements. The funds follow the significant accounting policies described in this section, as well as the valuation policies described in the next section on valuation.

**Security transactions and related investment income** – Security transactions are recorded by the funds as of the date the trades are executed with brokers. Realized gains and losses from security transactions are determined based on the specific identified cost of the securities. In the event a security is purchased with a delayed payment date, the funds will segregate liquid assets sufficient to meet their payment obligations. Interest income is recognized on an accrual basis. Market discounts, premiums and original issue discounts on fixed-income securities are amortized daily over the expected life of the security.

**Class allocations** – Income, fees and expenses (other than class-specific fees and expenses) are allocated daily among the various share classes of each fund based on the relative value of their settled shares. Realized gains and losses and unrealized appreciation and depreciation are allocated daily among the various share classes of each fund based on their relative net assets. Class-specific fees and expenses, such as distribution, transfer agent and administrative services, are charged directly to the respective share class of each fund.

**Distributions paid or accrued to shareholders** – Income dividends are declared daily after the determination of each fund's net investment income and are paid to shareholders monthly. Capital gain distributions are recorded on each fund's ex-dividend date.

## 3. Valuation

---

Capital Research and Management Company ("CRMC"), the funds' investment adviser, values each fund's investments at fair value as defined by U.S. GAAP. The net asset value per share of each share class of each fund is calculated once daily as of the close of regular trading on the New York Stock Exchange, normally 4 p.m. New York time, each day the New York Stock Exchange is open.

**Methods and inputs** – The funds' investment adviser uses the following methods and inputs to establish the fair value of each fund's assets and liabilities. Use of particular methods and inputs may vary over time based on availability and relevance as market and economic conditions evolve.

Fixed-income securities, including short-term securities, are generally valued at evaluated prices obtained from third-party pricing vendors. Vendors value such securities based on one or more of the following inputs: benchmark yields, transactions, bids, offers, quotations from dealers and trading systems, new issues, spreads and other relationships observed in the markets among comparable securities; and proprietary pricing models such as yield measures calculated using factors such as cash flows, financial or collateral performance and other reference data. For certain distressed securities, valuations may include cash flows or liquidation values using a net present value calculation based on inputs that include, but are not limited to, financial statements and debt contracts.

Exchange-traded futures are generally valued at the official settlement price of the exchange or market on which such instruments are traded, as of the close of business on the day the futures are being valued.

Securities and other assets for which representative market quotations are not readily available or are considered unreliable by the funds' investment adviser are fair valued as determined in good faith under fair valuation guidelines adopted by each fund's investment adviser and approved by the board of trustees as further described. The investment adviser follows fair valuation guidelines, consistent with U.S. Securities and Exchange Commission rules and guidance, to consider relevant principles and factors when making fair value determinations. The investment adviser considers relevant indications of value that are reasonably and timely available to it in determining the fair value to be assigned to a particular security, such as the type and cost of the security, contractual or legal restrictions on resale of the security, relevant financial or business developments of the issuer, actively traded similar or related securities, dealer or broker quotes, conversion or exchange rights on the security, related corporate actions, significant events occurring after the close of trading in the security, and changes in overall market conditions. In addition, the closing prices of equity securities that trade in markets outside U.S. time zones may be adjusted to reflect significant events that occur after the close of local trading but before the net asset value of each share class of each fund is determined. Fair valuations of investments that are not actively trading involve judgment and may differ materially from valuations that would have been used had greater market activity occurred.



**Processes and structure** – Each fund’s board of trustees has designated the funds’ investment adviser to make fair value determinations, subject to board oversight. The investment adviser has established a Joint Fair Valuation Committee (the “Committee”) to administer, implement and oversee the fair valuation process, and to make fair value decisions. The Committee regularly reviews its own fair value decisions, as well as decisions made under its standing instructions to the investment adviser’s valuation team. The Committee reviews changes in fair value measurements from period to period, pricing vendor information and market data, and may, as deemed appropriate, update the fair valuation guidelines to better reflect the results of back testing and address new or evolving issues. Pricing decisions, processes and controls over security valuation are also subject to additional internal reviews facilitated by the investment adviser’s global risk management group. The Committee reports changes to the fair valuation guidelines to the boards of trustees. Each fund’s board and audit committee also regularly review reports that describe fair value determinations and methods.

**Classifications** – The funds’ investment adviser classifies each fund’s assets and liabilities into three levels based on the inputs used to value the assets or liabilities. Level 1 values are based on quoted prices in active markets for identical securities. Level 2 values are based on significant observable market inputs, such as quoted prices for similar securities and quoted prices in inactive markets. Certain securities trading outside the U.S. may transfer between Level 1 and Level 2 due to valuation adjustments resulting from significant market movements following the close of local trading. Level 3 values are based on significant unobservable inputs that reflect the investment adviser’s determination of assumptions that market participants might reasonably use in valuing the securities. The valuation levels are not necessarily an indication of the risk or liquidity associated with the underlying investment. For example, U.S. government securities are reflected as Level 2 because the inputs used to determine fair value may not always be quoted prices in an active market.

The funds’ valuation levels as of July 31, 2023 are as follows (dollars in thousands):

#### American Funds Short-Term Tax-Exempt Bond Fund

	Investment securities			Total
	Level 1	Level 2	Level 3	
Assets:				
Bonds, notes & other debt instruments:				
Texas	\$–	\$ 295,984	\$–	\$ 295,984
California	–	205,597	–	205,597
New York	–	169,468	–	169,468
Florida	–	92,547	–	92,547
Alabama	–	78,497	–	78,497
Georgia	–	75,703	–	75,703
Illinois	–	63,742	–	63,742
Pennsylvania	–	59,341	–	59,341
Indiana	–	56,725	–	56,725
Maryland	–	54,092	–	54,092
Other	–	857,616	–	857,616
Short-term securities	–	217,095	–	217,095
Total	<u>\$–</u>	<u>\$2,226,407</u>	<u>\$–</u>	<u>\$2,226,407</u>
	Other investments*			Total
	Level 1	Level 2	Level 3	
Assets:				
Unrealized appreciation on futures contracts	\$ 2,466	\$–	\$–	\$ 2,466
Liabilities:				
Unrealized depreciation on futures contracts	(4,361)	–	–	(4,361)
Total	<u>\$(1,895)</u>	<u>\$–</u>	<u>\$–</u>	<u>\$(1,895)</u>

Refer to the end of the tables for footnote.

## Limited Term Tax-Exempt Bond Fund of America

	Investment securities			
	Level 1	Level 2	Level 3	Total
Assets:				
Bonds, notes & other debt instruments:				
Texas	\$—	\$ 818,258	\$—	\$ 818,258
New York	—	504,782	—	504,782
California	—	474,193	—	474,193
Illinois	—	321,303	—	321,303
Pennsylvania	—	283,822	—	283,822
Alabama	—	265,430	—	265,430
Florida	—	244,342	—	244,342
Georgia	—	230,149	—	230,149
Colorado	—	218,149	—	218,149
Michigan	—	188,414	—	188,414
Other	—	2,644,977	—	2,644,977
Short-term securities	—	479,321	—	479,321
Total	<u>\$—</u>	<u>\$6,673,140</u>	<u>\$—</u>	<u>\$6,673,140</u>
Other investments*				
	Level 1	Level 2	Level 3	Total
Assets:				
Unrealized appreciation on futures contracts	\$ 8,780	\$—	\$—	\$ 8,780
Liabilities:				
Unrealized depreciation on futures contracts	(15,318)	—	—	(15,318)
Total	<u>\$ (6,538)</u>	<u>\$—</u>	<u>\$—</u>	<u>\$ (6,538)</u>

## The Tax-Exempt Bond Fund of America

	Investment securities			
	Level 1	Level 2	Level 3	Total
Assets:				
Bonds, notes & other debt instruments:				
New York	\$—	\$ 2,559,451	\$ —	\$ 2,559,451
Illinois	—	2,499,726	—	2,499,726
Texas	—	2,143,521	—	2,143,521
California	—	1,354,929	—	1,354,929
Florida	—	982,171	2,123	984,294
Pennsylvania	—	905,846	—	905,846
Michigan	—	666,225	—	666,225
Georgia	—	504,579	—	504,579
Ohio	—	427,989	—	427,989
Virginia	—	407,079	—	407,079
Other	—	7,841,329	—	7,841,329
Short-term securities	—	2,620,831	—	2,620,831
Total	<u>\$—</u>	<u>\$22,913,676</u>	<u>\$2,123</u>	<u>\$22,915,799</u>
Other investments*				
	Level 1	Level 2	Level 3	Total
Assets:				
Unrealized appreciation on futures contracts	\$ 7,692	\$—	\$—	\$ 7,692
Liabilities:				
Unrealized depreciation on futures contracts	(28,456)	—	—	(28,456)
Total	<u>\$(20,764)</u>	<u>\$—</u>	<u>\$—</u>	<u>\$(20,764)</u>

Refer to the end of the tables for footnote.

## American High-Income Municipal Bond Fund

	Investment securities			
	Level 1	Level 2	Level 3	Total
Assets:				
Bonds, notes & other debt instruments:				
Colorado	\$—	\$ 1,099,797	\$ —	\$ 1,099,797
Illinois	—	926,134	—	926,134
Puerto Rico	—	695,134	—	695,134
California	—	638,301	—	638,301
Texas	—	620,864	—	620,864
New York	—	599,331	—	599,331
Florida	—	459,795	2,152	461,947
Pennsylvania	—	390,079	—	390,079
Arizona	—	377,946	—	377,946
Ohio	—	363,518	—	363,518
Other	—	3,549,309	18,862	3,568,171
Short-term securities	—	1,157,957	—	1,157,957
Total	<u>\$—</u>	<u>\$10,878,165</u>	<u>\$21,014</u>	<u>\$10,899,179</u>
Other investments*				
	Level 1	Level 2	Level 3	Total
Assets:				
Unrealized appreciation on futures contracts	\$ 1,657	\$—	\$—	\$ 1,657
Liabilities:				
Unrealized depreciation on futures contracts	(8,927)	—	—	(8,927)
Total	<u>\$(7,270)</u>	<u>\$—</u>	<u>\$—</u>	<u>\$(7,270)</u>

## The Tax-Exempt Fund of California

	Investment securities			
	Level 1	Level 2	Level 3	Total
Assets:				
Bonds, notes & other debt instruments:				
Municipals	\$—	\$2,380,561	\$—	\$2,380,561
Mortgage-backed obligations	—	1,576	—	1,576
Short-term securities	—	331,418	—	331,418
Total	<u>\$—</u>	<u>\$2,713,555</u>	<u>\$—</u>	<u>\$2,713,555</u>
Other investments*				
	Level 1	Level 2	Level 3	Total
Assets:				
Unrealized appreciation on futures contracts	\$ 2,455	\$—	\$—	\$ 2,455
Liabilities:				
Unrealized depreciation on futures contracts	(5,047)	—	—	(5,047)
Total	<u>\$(2,592)</u>	<u>\$—</u>	<u>\$—</u>	<u>\$(2,592)</u>

Refer to the end of the tables for footnote.

	Investment securities			
	Level 1	Level 2	Level 3	Total
Assets:				
Bonds, notes & other debt instruments:				
Municipals	\$—	\$230,984	\$—	\$230,984
Short-term securities	—	17,675	—	17,675
Total	<u>\$—</u>	<u>\$248,659</u>	<u>\$—</u>	<u>\$248,659</u>
	Other investments*			
	Level 1	Level 2	Level 3	Total
Assets:				
Unrealized appreciation on futures contracts	\$ 31	\$—	\$—	\$ 31
Liabilities:				
Unrealized depreciation on futures contracts	(164)	—	—	(164)
Total	<u>\$(133)</u>	<u>\$—</u>	<u>\$—</u>	<u>\$(133)</u>

\*Futures contracts are not included in the fund's investment portfolio.

#### 4. Risk factors

Investing in each fund may involve certain risks including, but not limited to, those described below.

**Market conditions** – The prices of, and the income generated by, the securities held by the funds may decline – sometimes rapidly or unpredictably – due to various factors, including events or conditions affecting the general economy or particular industries or companies; overall market changes; local, regional or global political, social or economic instability; governmental, governmental agency or central bank responses to economic conditions; changes in inflation rates; and currency exchange rate, interest rate and commodity price fluctuations.

Economies and financial markets throughout the world are highly interconnected. Economic, financial or political events, trading and tariff arrangements, wars, terrorism, cybersecurity events, natural disasters, public health emergencies (such as the spread of infectious disease), bank failures and other circumstances in one country or region, including actions taken by governmental or quasi-governmental authorities in response to any of the foregoing, could have impacts on global economies or markets. As a result, whether or not the fund invests in securities of issuers located in or with significant exposure to the countries affected, the value and liquidity of the funds' investments may be negatively affected by developments in other countries and regions.

**Issuer risks** – The prices of, and the income generated by, securities held by the funds may decline in response to various factors directly related to the issuers of such securities, including reduced demand for an issuer's goods or services, poor management performance, major litigation, investigations or other controversies related to the issuer, changes in the issuer's financial condition or credit rating, changes in government regulations affecting the issuer or its competitive environment and strategic initiatives such as mergers, acquisitions or dispositions and the market response to any such initiatives. An individual security may also be affected by factors relating to the industry or sector of the issuer or the securities markets as a whole, and conversely an industry or sector or the securities markets may be affected by a change in financial condition or other event affecting a single issuer.

**Investing in municipal securities** – Municipal securities are debt obligations that are exempt from federal, state and/or local income taxes. The yield and/or value of the funds' investments in municipal securities may be adversely affected by events tied to the municipal securities markets, which can be very volatile and significantly impacted by unfavorable legislative or political developments and negative changes in the financial conditions of municipal securities issuers and the economy. To the extent the funds invest in obligations of a municipal issuer, the volatility, credit quality and performance of the funds may be adversely impacted by local political and economic conditions of the issuer. For example, a credit rating downgrade, bond default or bankruptcy involving an issuer within a particular state or territory could affect the market values and marketability of many or all municipal obligations of that state or territory. Income from municipal securities held by the funds could also be declared taxable because of changes in tax laws or interpretations by taxing authorities or as a result of noncompliant conduct of a municipal issuer. Additionally, the relative amount of publicly available information about municipal securities is generally less than that for corporate securities.

**Investing in debt instruments** – The prices of, and the income generated by, bonds and other debt securities held by the funds may be affected by factors such as the interest rates, maturities and credit quality of these securities.

Rising interest rates will generally cause the prices of bonds and other debt securities to fall. Also, when interest rates rise, issuers of debt securities which may be prepaid at any time, such as mortgage- or other asset-backed securities, are less likely to refinance existing debt securities, causing the average life of such securities to extend. A general change in interest rates may cause investors to sell debt securities on a large scale, which could also adversely affect the price and liquidity of debt securities and could also result in increased redemptions from the funds. Falling interest rates may cause an issuer to redeem, call or refinance a debt security before its stated maturity, which may result in the funds having to reinvest the proceeds in lower yielding securities. Longer maturity debt securities generally have greater sensitivity to changes in interest rates and may be subject to greater price fluctuations than shorter maturity debt securities.

Bonds and other debt securities are also subject to credit risk, which is the possibility that the credit strength of an issuer or guarantor will weaken or be perceived to be weaker, and/or an issuer of a debt security will fail to make timely payments of principal or interest and the security will go into default. Changes in actual or perceived creditworthiness may occur quickly. A downgrade or default affecting any of the fund's securities could cause the value of the fund's shares to decrease. Lower quality debt securities generally have higher rates of interest and may be subject to greater price fluctuations than higher quality debt securities. Credit risk is gauged, in part, by the credit ratings of the debt securities in which the funds invest. However, ratings are only the opinions of the rating agencies issuing them and are not guarantees as to credit quality or an evaluation of market risk. The funds' investment adviser relies on its own credit analysts to research issuers and issues in assessing credit and default risks.

**Liquidity risk** – Certain fund holdings may be or may become difficult or impossible to sell, particularly during times of market turmoil. Liquidity may be impacted by the lack of an active market for a holding, legal or contractual restrictions on resale, or the reduced number and capacity of market participants to make a market in such holding. Market prices for less liquid or illiquid holdings may be volatile or difficult to determine, and reduced liquidity may have an adverse impact on the market price of such holdings. Additionally, the sale of less liquid or illiquid holdings may involve substantial delays (including delays in settlement) and additional costs and the fund may be unable to sell such holdings when necessary to meet its liquidity needs or to try to limit losses, or may be forced to sell at a loss.

**Credit and liquidity support** – Changes in the credit quality of banks and financial institutions providing credit and liquidity support features with respect to securities held by the funds could cause the values of these securities to decline.

**Investing in lower rated debt instruments** – Lower rated bonds and other lower rated debt securities generally have higher rates of interest and involve greater risk of default or price declines due to changes in the issuer's creditworthiness than those of higher quality debt securities. The market prices of these securities may fluctuate more than the prices of higher quality debt securities and may decline significantly in periods of general economic difficulty. These risks may be increased with respect to investments in junk bonds.

**Investing in similar municipal bonds** – Investing significantly in municipal obligations of multiple issuers in the same state or backed by revenues of similar types of projects or industries may make the funds more susceptible to certain economic, political or regulatory occurrences. As a result, the funds have greater risk of volatility, and greater risk of loss, from the investments.

**Insured municipal bonds** – The funds may invest in municipal bonds that are insured generally as to the timely payment of interest and repayment of principal. Insurance that covers a municipal bond does not guarantee the market value of the bond or the prices of the funds' shares. Market conditions or changes to ratings criteria could adversely impact the ratings of municipal bond insurers. If the credit rating of the insurer were downgraded or withdrawn by rating agencies, this could have an adverse effect upon the credit rating of the insured bond and, therefore, its market value, despite the quality of the underlying issuer.

**Risks of investing in municipal bonds of issuers within the state of California** – Because The Tax-Exempt Fund of California invests primarily in securities of issuers within the state of California, the fund is more susceptible to factors adversely affecting issuers of California securities than a comparable municipal bond mutual fund that does not concentrate its investments in a single state. For example, in the past, California voters have passed amendments to the state's constitution and other measures that limit the taxing and spending authority of California governmental entities, and future voter initiatives may adversely affect California municipal bonds.



**Risks of investing in municipal bonds of issuers within the state of New York** – Because American Funds Tax-Exempt Fund of New York invests primarily in securities of issuers within the state of New York, the fund is more susceptible to factors adversely affecting issuers of New York securities than a comparable municipal bond mutual fund that does not concentrate its investments in a single state. For example, such factors may include political policy changes, tax base erosion, state constitutional limits on tax increases, budget deficits and other financial or economic difficulties, and changes in the credit ratings assigned to New York’s municipal issuers. New York’s economy and finances may be especially vulnerable to changes in the performance of the financial services sector, which historically has been volatile.

**Management** – The investment adviser to the funds actively manages the funds’ investments. Consequently, the funds are subject to the risk that the methods and analyses, including models, tools and data, employed by the investment adviser in this process may be flawed or incorrect and may not produce the desired results. This could cause the funds to lose value or their investment results to lag relevant benchmarks or other funds with similar objectives.

## 5. Certain investment techniques

**Unfunded commitments** – American High-Income Municipal Bond Fund has participated in transactions that involve unfunded commitments, which may obligate the fund to purchase new or additional bonds if certain contingencies are met. As of July 31, 2023, the maximum exposure of unfunded bond commitments for American High-Income Municipal Bond Fund was \$11,068,000, which would represent .10% of the net assets of the fund should such commitments become due.

**Futures contracts** – Each fund has entered into futures contracts, which provide for the future sale by one party and purchase by another party of a specified amount of a specific financial instrument for a specified price, date, time and place designated at the time the contract is made. Futures contracts are used to strategically manage the fund’s interest rate sensitivity by increasing or decreasing the duration of the fund or a portion of the fund’s portfolio.

Upon entering into futures contracts, and to maintain the fund’s open positions in futures contracts, each fund is required to deposit with a futures broker, known as a futures commission merchant (“FCM”), in a segregated account in the name of the FCM an amount of cash, U.S. government securities or other liquid securities, known as initial margin. The margin required for a particular futures contract is set by the exchange on which the contract is traded to serve as collateral, and may be significantly modified from time to time by the exchange during the term of the contract.

On a daily basis, each fund pays or receives variation margin based on the increase or decrease in the value of the futures contracts and records variation margin on futures contracts in the statement of assets and liabilities. Futures contracts may involve a risk of loss in excess of the variation margin shown on each fund’s statement of assets and liabilities. Each fund records realized gains or losses at the time the futures contract is closed or expires. Net realized gains or losses and net unrealized appreciation or depreciation from futures contracts are recorded in each fund’s statement of operations.

The following table presents the average month-end notional amount of futures contracts while held for each fund (dollars in thousands):

	Futures contracts
American Funds Short-Term Tax-Exempt Bond Fund	\$ 467,660
Limited Term Tax-Exempt Bond Fund of America	1,748,921
The Tax-Exempt Bond Fund of America	1,690,594
American High-Income Municipal Bond Fund	490,325
The Tax-Exempt Fund of California	456,737
American Funds Tax-Exempt Fund of New York	6,015

The following tables identify the location of and fair value amounts on each fund's statement of assets and liabilities and/or the effect on each fund's statement of operations resulting from the funds' use of futures contracts as of, or for the year ended, July 31, 2023 (dollars in thousands):

#### American Funds Short-Term Tax-Exempt Bond Fund

Contracts	Risk type	Assets		Liabilities	
		Location on statement of assets and liabilities	Value	Location on statement of assets and liabilities	Value
Futures	Interest	Unrealized appreciation*	\$2,466	Unrealized depreciation*	\$4,361
Contracts	Risk type	Net realized loss		Net unrealized depreciation	
		Location on statement of operations	Value	Location on statement of operations	Value
Futures	Interest	Net realized loss on futures contracts	\$(3,171)	Net unrealized depreciation on futures contracts	\$(1,364)

#### Limited Term Tax-Exempt Bond Fund of America

Contracts	Risk type	Assets		Liabilities	
		Location on statement of assets and liabilities	Value	Location on statement of assets and liabilities	Value
Futures	Interest	Unrealized appreciation*	\$8,780	Unrealized depreciation*	\$15,318
Contracts	Risk type	Net realized loss		Net unrealized depreciation	
		Location on statement of operations	Value	Location on statement of operations	Value
Futures	Interest	Net realized loss on futures contracts	\$(13,022)	Net unrealized depreciation on futures contracts	\$(4,575)

#### The Tax-Exempt Bond Fund of America

Contracts	Risk type	Assets		Liabilities	
		Location on statement of assets and liabilities	Value	Location on statement of assets and liabilities	Value
Futures	Interest	Unrealized appreciation*	\$7,692	Unrealized depreciation*	\$28,456
Contracts	Risk type	Net realized gain		Net unrealized depreciation	
		Location on statement of operations	Value	Location on statement of operations	Value
Futures	Interest	Net realized gain on futures contracts	\$2,695	Net unrealized depreciation on futures contracts	\$(12,032)

Refer to the end of the tables for footnote.

## American High-Income Municipal Bond Fund

Contracts	Risk type	Assets		Liabilities	
		Location on statement of assets and liabilities	Value	Location on statement of assets and liabilities	Value
Futures	Interest	Unrealized appreciation*	\$1,657	Unrealized depreciation*	\$8,927
Contracts	Risk type	Net realized gain		Net unrealized depreciation	
		Location on statement of operations	Value	Location on statement of operations	Value
Futures	Interest	Net realized gain on futures contracts	\$2,350	Net unrealized depreciation on futures contracts	\$(2,119)

## The Tax-Exempt Fund of California

Contracts	Risk type	Assets		Liabilities	
		Location on statement of assets and liabilities	Value	Location on statement of assets and liabilities	Value
Futures	Interest	Unrealized appreciation*	\$2,455	Unrealized depreciation*	\$5,047
Contracts	Risk type	Net realized loss		Net unrealized depreciation	
		Location on statement of operations	Value	Location on statement of operations	Value
Futures	Interest	Net realized loss on futures contracts	\$(76)	Net unrealized depreciation on futures contracts	\$(2,189)

## American Funds Tax-Exempt Fund of New York

Contracts	Risk type	Assets		Liabilities	
		Location on statement of assets and liabilities	Value	Location on statement of assets and liabilities	Value
Futures	Interest	Unrealized appreciation*	\$31	Unrealized depreciation*	\$164
Contracts	Risk type	Net realized gain		Net unrealized depreciation	
		Location on statement of operations	Value	Location on statement of operations	Value
Futures	Interest	Net realized gain on futures contracts	\$90	Net unrealized depreciation on futures contracts	\$(93)

\*Includes cumulative appreciation/depreciation on futures contracts as reported in the applicable table following each fund's investment portfolio. Only current day's variation margin is reported within each fund's statement of assets and liabilities.

**Collateral** – Each fund either receives or pledges highly liquid assets, such as cash or U.S. government securities, as collateral due to its use of futures contracts. The purpose of the collateral is to cover potential losses that could occur in the event that either party cannot meet its contractual obligation. Non-cash collateral pledged by each fund, if any, is disclosed in each fund's investment portfolio, and cash collateral pledged by each fund, if any, is held in a segregated account with each fund's custodian, which is reflected as pledged cash collateral in each fund's statement of assets and liabilities.

## 6. Taxation and distributions

**Federal income taxation** – Each fund complies with the requirements under Subchapter M of the Internal Revenue Code applicable to regulated investment companies and intends to distribute substantially all of its net tax-exempt income and net capital gains each year. Generally, income earned by each fund is exempt from federal income taxes; however, each fund may earn taxable income from certain investments. The funds are not subject to income taxes to the extent such taxable income and net capital gains are distributed. To the extent the funds recognize taxable income, the funds may pay tax on such income in lieu of making distributions; amounts paid are included within federal, state and local taxes on the funds' statements of operations.

As of and during the year ended July 31, 2023, none of the funds had a liability for any unrecognized tax benefits. Each fund recognizes interest and penalties, if any, related to unrecognized tax benefits as income tax expense in their respective statements of operations. During the year, none of the funds incurred any significant interest or penalties.

Each fund's tax returns are generally not subject to examination by federal, state and, if applicable, non-U.S. tax authorities after the expiration of each jurisdiction's statute of limitations, which is typically three years after the date of filing but can be extended in certain jurisdictions.

**Distributions** – Distributions determined on a tax basis may differ from net investment income and net realized gains for financial reporting purposes. These differences are due primarily to different treatment for items such as short-term capital gains and losses; capital losses related to sales of certain securities within 30 days of purchase; deferred expenses; cost of investments sold; net capital losses; amortization of premiums and discounts and income on certain investments. The fiscal year in which amounts are distributed may differ from the year in which the net investment income and net realized gains are recorded by the funds for financial reporting purposes. The funds may also designate a portion of the amount paid to redeeming shareholders as a distribution for tax purposes.

Additional tax basis disclosures for each fund as of July 31, 2023, were as follows (dollars in thousands):

	American Funds Short-Term Tax-Exempt Bond Fund	Limited Term Tax-Exempt Bond Fund of America	The Tax-Exempt Bond Fund of America	American High-Income Municipal Bond Fund	The Tax-Exempt Fund of California	American Funds Tax-Exempt Fund of New York
Undistributed ordinary income	\$ 242	\$ –	\$ 5,260	\$ 533	\$ 687	\$ –
Undistributed tax-exempt income	280	1,284	6,262	5,344	967	82
Capital loss carryforward*	(23,315)	(119,945)	(442,472)	(179,132)	(39,519)	(6,579)
Gross unrealized appreciation on investments	6,849	32,375	109,263	118,481	16,866	1,357
Gross unrealized depreciation on investments	(58,056)	(269,727)	(1,249,149)	(882,522)	(147,861)	(10,946)
Net unrealized depreciation on investments	(51,207)	(237,352)	(1,139,886)	(764,041)	(130,995)	(9,589)
Cost of investments	2,275,719	6,903,954	24,034,921	11,655,950	2,841,958	258,115
Reclassification from total accumulated loss to capital paid in on shares of beneficial interest	3,080	12,345	4,226	7,370	939	6

\*Each fund's capital loss carryforwards will be used to offset any capital gains realized by the fund in future years. For Short-Term Tax-Exempt Bond Fund and Limited Term Tax-Exempt Bond Fund of America, utilization of capital losses may be limited in current and future years due to IRC Section 382. Funds with a capital loss carryforward will not make distributions from capital gains while a capital loss carryforward remains.

The tax character of distributions paid or accrued to shareholders was as follows (dollars in thousands):

#### American Funds Short-Term Tax-Exempt Bond Fund

Share class	Year ended July 31, 2023				Year ended July 31, 2022			
	Tax-exempt income	Ordinary income	Long-term capital gains	Total distributions paid or accrued	Tax-exempt income	Ordinary income	Long-term capital gains	Total distributions paid or accrued
Class A	\$24,106	\$—	\$—	\$24,106	\$ 6,976	\$2,341	\$384	\$ 9,701
Class T	— <sup>+</sup>	—	—	— <sup>+</sup>	— <sup>+</sup>	— <sup>+</sup>	— <sup>+</sup>	— <sup>+</sup>
Class F-1	90	—	—	90	24	14	2	40
Class F-2	5,110	—	—	5,110	1,990	563	92	2,645
Class F-3	10,015	—	—	10,015	1,354	241	40	1,635
Class R-6	4,578	—	—	4,578	1,644	460	76	2,180
Total	\$43,899	\$—	\$—	\$43,899	\$11,988	\$3,619	\$594	\$16,201

#### Limited Term Tax-Exempt Bond Fund of America

Share class	Year ended July 31, 2023				Year ended July 31, 2022			
	Tax-exempt income	Ordinary income	Long-term capital gains	Total distributions paid or accrued	Tax-exempt income	Ordinary income	Long-term capital gains	Total distributions paid or accrued
Class A	\$ 62,376	\$—	\$—	\$ 62,376	\$35,026	\$10,831	\$10,215	\$ 56,072
Class C	168	—	—	168	25	49	46	120
Class T	— <sup>+</sup>	—	—	— <sup>+</sup>	— <sup>+</sup>	— <sup>+</sup>	— <sup>+</sup>	— <sup>+</sup>
Class F-1	726	—	—	726	562	194	183	939
Class F-2	18,237	—	—	18,237	12,327	3,102	2,925	18,354
Class F-3	30,212	—	—	30,212	12,218	2,478	2,337	17,033
Class R-6	15,940	—	—	15,940	11,379	2,572	2,425	16,376
Total	\$127,659	\$—	\$—	\$127,659	\$71,537	\$19,226	\$18,131	\$108,894

#### The Tax-Exempt Bond Fund of America

Share class	Year ended July 31, 2023				Year ended July 31, 2022			
	Tax-exempt income	Ordinary income	Long-term capital gains	Total distributions paid or accrued	Tax-exempt income	Ordinary income	Long-term capital gains	Total distributions paid or accrued
Class A	\$301,345	\$—	\$—	\$301,345	\$279,326	\$14,661	\$ 61,162	\$355,149
Class C	4,495	—	—	4,495	4,178	355	1,481	6,014
Class T	— <sup>+</sup>	—	—	— <sup>+</sup>	— <sup>+</sup>	— <sup>+</sup>	— <sup>+</sup>	— <sup>+</sup>
Class F-1	4,925	—	—	4,925	4,825	262	1,092	6,179
Class F-2	132,143	—	—	132,143	117,830	5,720	23,860	147,410
Class F-3	149,439	—	—	149,439	153,951	7,053	29,421	190,425
Class R-6	18,963	—	—	18,963	15,734	705	2,942	19,381
Total	\$611,310	\$—	\$—	\$611,310	\$575,844	\$28,756	\$119,958	\$724,558

Refer to the end of the tables for footnote.



## American High-Income Municipal Bond Fund

Share class	Year ended July 31, 2023				Year ended July 31, 2022			
	Tax-exempt income	Ordinary income	Long-term capital gains	Total distributions paid or accrued	Tax-exempt income	Ordinary income	Long-term capital gains	Total distributions paid or accrued
Class A	\$177,343	\$—	\$—	\$177,343	\$164,223	\$19,062	\$26,175	\$209,460
Class C	3,975	—	—	3,975	4,067	646	887	5,600
Class T	— <sup>†</sup>	—	—	— <sup>†</sup>	— <sup>†</sup>	— <sup>†</sup>	— <sup>†</sup>	— <sup>†</sup>
Class F-1	3,639	—	—	3,639	3,073	367	504	3,944
Class F-2	71,216	—	—	71,216	55,941	5,978	8,208	70,127
Class F-3	95,459	—	—	95,459	67,647	6,582	9,037	83,266
Class R-6	43,757	—	—	43,757	36,786	3,726	5,117	45,629
Total	\$395,389	\$—	\$—	\$395,389	\$331,737	\$36,361	\$49,928	\$418,026

## The Tax-Exempt Fund of California

Share class	Year ended July 31, 2023				Year ended July 31, 2022			
	Tax-exempt income	Ordinary income	Long-term capital gains	Total distributions paid or accrued	Tax-exempt income	Ordinary income	Long-term capital gains	Total distributions paid or accrued
Class A	\$39,883	\$—	\$—	\$39,883	\$39,644	\$1,997	\$5,247	\$46,888
Class C	602	—	—	602	627	50	132	809
Class T	— <sup>†</sup>	—	—	— <sup>†</sup>	— <sup>†</sup>	— <sup>†</sup>	— <sup>†</sup>	— <sup>†</sup>
Class F-1	1,177	—	—	1,177	1,141	60	158	1,359
Class F-2	14,332	—	—	14,332	13,627	646	1,698	15,971
Class F-3	13,980	—	—	13,980	10,416	463	1,217	12,096
Total	\$69,974	\$—	\$—	\$69,974	\$65,455	\$3,216	\$8,452	\$77,123

## American Funds Tax-Exempt Fund of New York

Share class	Year ended July 31, 2023				Year ended July 31, 2022			
	Tax-exempt income	Ordinary income	Long-term capital gains	Total distributions paid or accrued	Tax-exempt income	Ordinary income	Long-term capital gains	Total distributions paid or accrued
Class A	\$4,613	\$—	\$—	\$4,613	\$4,191	\$226	\$1,341	\$5,758
Class C	177	—	—	177	150	12	73	235
Class T	— <sup>†</sup>	—	—	— <sup>†</sup>	— <sup>†</sup>	— <sup>†</sup>	— <sup>†</sup>	— <sup>†</sup>
Class F-1	34	—	—	34	46	2	16	64
Class F-2	774	—	—	774	689	35	208	932
Class F-3	1,097	—	—	1,097	918	43	254	1,215
Total	\$6,695	\$—	\$—	\$6,695	\$5,994	\$318	\$1,892	\$8,204

<sup>†</sup>Amount less than one thousand.

## 7. Fees and transactions with related parties

CRMC, the funds' investment adviser, is the parent company of American Funds Distributors®, Inc. ("AFD"), the principal underwriter of the funds' shares, and American Funds Service Company® ("AFS"), the funds' transfer agent. CRMC, AFD and AFS are considered related parties to each fund.

**Investment advisory services** – Each fund has an investment advisory and service agreement with CRMC that provides for monthly fees accrued daily. These fees are based on annual rates that generally decrease as net asset levels increase. The agreement for each fund, except American Funds Short-Term Tax-Exempt Bond Fund, also provides for monthly fees accrued daily based on a series of decreasing rates on each fund's monthly gross income.

The range of rates, net asset levels, gross income levels and annualized rates of average net assets for each fund are as follows:

Fund	Rates		Net asset level (in billions)		Rates		Monthly gross income		Annualized rates for the year ended July 31, 2023, before waiver	Annualized rates for the year ended July 31, 2023, after waiver
	Beginning with	Ending with	Up to	In excess of	Beginning with	Ending with	Up to	In excess of		
American Funds Short-Term Tax-Exempt Bond Fund	.204%	.175%	\$15.0	\$15.0	Not applicable				.204%	.204%
Limited Term Tax-Exempt Bond Fund of America	.143	.120	15.0	15.0	3.00%	2.50%	\$3,333,333	\$3,333,333	.204	.200
The Tax-Exempt Bond Fund of America	.300	.105	.06	28.0	3.00	2.00	3,333,333	8,333,333	.200	.200
American High-Income Municipal Bond Fund	.151	.130	15.0	15.0	3.00	2.50	3,333,333	3,333,333	.269	.260
The Tax-Exempt Fund of California	.157	.130	15.0	15.0	3.00	2.50	3,333,333	3,333,333	.246	.246
American Funds Tax-Exempt Fund of New York	.157	.130	15.0	15.0	3.00	2.50	3,333,333	3,333,333	.256	.253

**Investment advisory services waiver** – CRMC is waiving a portion of its investment advisory services fees for some of the funds. For the year ended July 31, 2023, total investment advisory services fees waived by CRMC were \$1,192,000. CRMC does not intend to recoup these waivers. Investment advisory fees in each fund's statement of operations are presented gross of any waivers from CRMC.

**Class-specific fees and expenses** – Expenses that are specific to individual share classes are accrued directly to the respective share class of each fund. The principal class-specific fees and expenses are described below:

**Distribution services** – Each fund has plans of distribution for all share classes, except Class F-2, F-3 and R-6 shares, if applicable. Under the plans, each fund's board of trustees approves certain categories of expenses that are used to finance activities primarily intended to sell fund shares and service existing accounts. The plans provide for payments based on an annualized percentage of average daily net assets. In some cases, the boards of trustees have limited the amounts that may be paid to less than the maximum allowed by the plans. All share classes with a plan may use the allotted percentage of average daily net assets to pay service fees, or to compensate AFD for paying service fees, to firms that have entered into agreements with AFD to provide certain shareholder services. The remaining amounts available to be paid under each plan are paid to dealers to compensate them for their sales activities.

Share class	American Funds Short-Term Tax-Exempt Bond Fund		Limited Term Tax-Exempt Bond Fund of America		The Tax-Exempt Bond Fund of America	
	Currently approved limits	Plan limits	Currently approved limits	Plan limits	Currently approved limits	Plan limits
Class A	0.15%	0.15%	0.30%	0.30%	0.25%	0.25%
Class C	Not applicable	Not applicable	1.00	1.00	1.00	1.00
Classes T and F-1	0.25	0.50	0.25	0.50	0.25	0.50

Share class	American High-Income Municipal Bond Fund		The Tax-Exempt Fund of California		American Funds Tax-Exempt Fund of New York	
	Currently approved limits	Plan limits	Currently approved limits	Plan limits	Currently approved limits	Plan limits
Class A	0.30%	0.30%	0.25%	0.25%	0.25%	0.30%
Class C	1.00	1.00	1.00	1.00	1.00	1.00
Classes T and F-1	0.25	0.50	0.25	0.50	0.25	0.50

For Class A shares, distribution-related expenses include the reimbursement of dealer and wholesaler commissions paid by AFD for certain shares sold without a sales charge. This share class of each fund reimburses AFD for amounts billed within the prior 15 months but only to the extent that the overall annual expense limit is not exceeded. As of July 31, 2023, unreimbursed expenses subject to reimbursement for Class A shares of each fund were as follows (dollars in thousands):

Fund	Class A
American Funds Short-Term Tax-Exempt Bond Fund	\$1,161
Limited-Term Tax-Exempt Bond Fund of America	1,765
The Tax-Exempt Bond Fund of America	5,863
American High-Income Municipal Bond Fund	—
The Tax-Exempt Fund of California	970
American Funds Tax-Exempt Fund of New York	170

**Transfer agent services** – Each fund has a shareholder services agreement with AFS under which each fund compensates AFS for providing transfer agent services to each of the funds' share classes. These services include recordkeeping, shareholder communications and transaction processing. In addition, each fund reimburses AFS for amounts paid to third parties for performing transfer agent services on behalf of its respective fund shareholders.

**Administrative services** – Each fund has an administrative services agreement with CRMC under which each fund compensates CRMC for providing administrative services to each of the funds' share classes. Administrative services are provided by CRMC and its affiliates to help assist third parties providing non-distribution services to fund shareholders. These services include providing in depth information on each fund and market developments that impact each fund's investments. Administrative services also include, but are not limited to, coordinating, monitoring and overseeing third parties that provide services to each fund's shareholders. The agreement provides each fund the ability to charge an administrative services fee at the annual rate of 0.05% of the average daily net assets attributable to each share class of each fund. Currently the funds pay an administrative services fee at the annual rate of 0.03% of the average daily net assets attributable to each share class of each fund for CRMC's provision of administrative services.

For the year ended July 31, 2023, class-specific expenses under the agreements for each fund were as follows (dollars in thousands):

#### American Funds Short-Term Tax-Exempt Bond Fund

Share class	Distribution services	Transfer agent services	Administrative services
Class A	\$1,997	\$523	\$400
Class T	—	—*	—*
Class F-1	14	7	2
Class F-2	Not applicable	210	80
Class F-3	Not applicable	6	148
Class R-6	Not applicable	3	69
Total class-specific expenses	\$2,011	\$749	\$699

#### Limited Term Tax-Exempt Bond Fund of America

Share class	Distribution services	Transfer agent services	Administrative services
Class A	\$11,100	\$1,529	\$1,110
Class C	170	7	5
Class T	—	—*	—*
Class F-1	109	55	13
Class F-2	Not applicable	1,014	285
Class F-3	Not applicable	18	443
Class R-6	Not applicable	10	236
Total class-specific expenses	\$11,379	\$2,633	\$2,092

#### The Tax-Exempt Bond Fund of America

Share class	Distribution services	Transfer agent services	Administrative services
Class A	\$29,245	\$ 4,495	\$3,510
Class C	2,470	96	74
Class T	—	—*	—*
Class F-1	486	235	59
Class F-2	Not applicable	5,184	1,437
Class F-3	Not applicable	89	1,567
Class R-6	Not applicable	11	199
Total class-specific expenses	\$32,201	\$10,110	\$6,846

#### American High-Income Municipal Bond Fund

Share class	Distribution services	Transfer agent services	Administrative services
Class A	\$13,731	\$2,667	\$1,466
Class C	1,367	75	41
Class T	—	—*	—*
Class F-1	248	123	30
Class F-2	Not applicable	1,966	552
Class F-3	Not applicable	33	721
Class R-6	Not applicable	15	331
Total class-specific expenses	\$15,346	\$4,879	\$3,141

Refer to the end of the tables for footnote.

### The Tax-Exempt Fund of California

Share class	Distribution services	Transfer agent services	Administrative services
Class A	\$3,848	\$381	\$462
Class C	328	8	10
Class T	—	—	—*
Class F-1	116	54	14
Class F-2	Not applicable	471	155
Class F-3	Not applicable	9	146
Total class-specific expenses	\$4,292	\$923	\$787

### American Funds Tax-Exempt Fund of New York

Share class	Distribution services	Transfer agent services	Administrative services
Class A	\$430	\$ 65	\$52
Class C	92	3	3
Class T	—	—	—*
Class F-1	3	1	—*
Class F-2	Not applicable	30	8
Class F-3	Not applicable	1	11
Total class-specific expenses	\$525	\$100	\$74

\*Amount less than one thousand.

**Miscellaneous fee reimbursements** – CRMC reimbursed a portion of miscellaneous fees and expenses of American Funds Short-Term Tax-Exempt Bond Fund and American Funds Tax-Exempt Fund of New York. Miscellaneous fees and expenses exclude investment advisory services fees and distribution services fees. For the year ended July 31, 2023, total fees and expenses reimbursed by CRMC were \$292,000 and \$144,000 for American Funds Short-Term Tax-Exempt Bond Fund and American Funds Tax-Exempt Fund of New York, respectively. CRMC does not intend to recoup these reimbursements. These reimbursements may be adjusted or discontinued by CRMC, subject to any restrictions in each fund's prospectus. Fees and expenses in each fund's statement of operations are presented gross of any reimbursements from CRMC.

**Trustees' deferred compensation** – Trustees who are unaffiliated with CRMC may elect to defer the cash payment of part or all of their compensation. These deferred amounts, which remain as liabilities of each fund, are treated as if invested in shares of the funds or other American Funds. These amounts represent general, unsecured liabilities of each fund and vary according to the total returns of the selected funds. Trustees' compensation in the funds' statements of operations reflects the current fees (either paid in cash or deferred) and a net increase in the value of the following deferred amounts (dollars in thousands):

Fund	Current fees	Increase in value of deferred amounts	Total trustees' compensation
American Funds Short-Term Tax-Exempt Bond Fund	\$10	\$ 4	\$ 14
Limited Term Tax-Exempt Bond Fund of America	36	13	49
The Tax-Exempt Bond Fund of America	96	91	187
American High-Income Municipal Bond Fund	41	17	58
The Tax-Exempt Fund of California	11	11	22
American Funds Tax-Exempt Fund of New York	1	—*	1

\*Amount less than one thousand.

**Affiliated officers and trustees** – Officers and certain trustees of the funds are or may be considered to be affiliated with CRMC, AFD and AFS. No affiliated officers or trustees received any compensation directly from the funds.

**Security transactions with related funds** – Each fund may purchase securities from, or sell securities to, other CRMC-managed funds (or funds managed by certain affiliates of CRMC) under procedures adopted by each fund's board of trustees. The funds involved in such transactions are considered related by virtue of having a common investment adviser (or affiliated investment advisers), common trustees and/or common officers. When such transactions occur, each transaction is executed at the current market price of the security and no brokerage commissions or fees are paid in accordance with Rule 17a-7 of the 1940 Act.

The following table presents purchase and sale transactions between each fund and related funds, and the net realized loss from such sales, if any, as of July 31, 2023 (dollars in thousands):

Fund	Purchases	Sales	Net realized loss
American Funds Short-Term Tax-Exempt Bond Fund	\$78,979	\$22,518	\$ (212)
Limited Term Tax-Exempt Bond Fund of America	63,684	19,060	(742)
The Tax-Exempt Bond Fund of America	36,982	7,211	(15)
American High-Income Municipal Bond Fund	—	2,434	(287)
The Tax-Exempt Fund of California	7,733	82,268	(3,672)

**Interfund lending** – Pursuant to an exemptive order issued by the SEC, the funds, along with other CRMC-managed funds (or funds managed by certain affiliates of CRMC), may participate in an interfund lending program. The program provides an alternate credit facility that permits the funds to lend or borrow cash for temporary purposes directly to or from one another, subject to the conditions of the exemptive order. None of the funds lent or borrowed cash during the year ended July 31, 2023.

## 8. Committed line of credit

American High-Income Municipal Bond Fund participates with other funds managed by CRMC (or funds managed by certain affiliates of CRMC) in a \$1.5 billion credit facility (the “line of credit”) to be utilized for temporary purposes to support shareholder redemptions. The fund has agreed to pay commitment fees on its pro-rata portion of the line of credit, which are reflected in other expenses in the fund’s statement of operations. As a test of CRMC’s operating processes, the fund borrowed \$10,000 on this line of credit during the year ended July 31, 2023. The fund paid less than \$1,000 in interest expense for the loan.

## 9. Indemnifications

Each fund’s organizational documents provide board members and officers with indemnification against certain liabilities or expenses in connection with the performance of their duties to the fund. In the normal course of business, each fund may also enter into contracts that provide general indemnifications. Each fund’s maximum exposure under these arrangements is unknown since it is dependent on future claims that may be made against the fund. The risk of material loss from such claims is considered remote. Insurance policies are also available to each fund’s board members and officers.

## 10. Fund mergers

On September 23, 2022, American Funds Short-Term Tax-Exempt Bond Fund (the “acquiring fund”) acquired the net assets of Capital Group Short-Term Municipal Fund (the “acquired fund”) pursuant to an Agreement and Plan of Reorganization and Liquidation approved by the fund’s board of trustees on March 9, 2022. The purpose of the transaction was to combine two funds with substantially similar investment objectives. The acquisition was accomplished by a tax-free exchange of shares of the acquired fund for Class F-3 shares of the acquiring fund at the close of business on September 23, 2022. Shares issued by the acquiring fund are disclosed in the capital share transactions table on page 377. Further information about the merger of the funds is as follows (dollars and shares in thousands except per-share amounts):

	Status	Shares outstanding	Net assets	Net asset value per share
American Funds Short-Term Tax-Exempt Bond Fund, Class F-3	Acquiring fund	40,351	\$392,655	\$9.73
Capital Group Short-Term Municipal Fund	Acquired fund	6,869*	66,859	9.73
American Funds Short-Term Tax-Exempt Bond Fund, Class F-3	Post merger	47,220	459,514	9.73

\*All shares were exchanged at a ratio of 1 to 1.

The cost, fair value and net unrealized depreciation of the investments of Capital Group Short-Term Municipal Fund as of the date of the close of business on September 23, 2022, were as follows (dollars in thousands):

Investment securities, at value	\$58,147
Investment securities, at cost	60,673
Net unrealized depreciation	(2,526)



The acquired fund's investment securities were excluded from the acquiring fund's portfolio turnover rate calculation. Had the acquisition been completed on August 1, 2022, the beginning of the annual reporting period of the acquiring fund, the pro forma results of operations for the year ended July 31, 2023, would have been as follows (dollars in thousands):

<b>Pro forma components of net assets on July 31, 2023</b>	
Net investment income	\$ 45,136
Net realized loss	(10,158)
Net unrealized depreciation	(22,301)
Net increase in net assets resulting from operations	\$ 12,677

Since the combined investment portfolios have been managed as a single integrated portfolio since the reorganization was completed, it is not practicable to separate the income, expenses and changes in net assets of the acquired fund that have been included in the acquiring fund's statement of operations since September 23, 2022.

In addition, on September 23, 2022, Limited Term Tax-Exempt Bond Fund of America (the "acquiring fund") acquired the net assets of Capital Group Core Municipal Fund (the "acquired fund") pursuant to an Agreement and Plan of Reorganization and Liquidation approved by the fund's board of trustees on March 9, 2022. The purpose of the transaction was to combine two funds with substantially similar investment objectives. The acquisition was accomplished by a tax-free exchange of shares of the acquired fund for Class F-3 shares of the acquiring fund at the close of business on September 23, 2022. Shares issued by the acquiring fund are disclosed in the capital share transactions table on page 377. Further information about the merger of the funds is as follows (dollars and shares in thousands except per-share amounts):

	<b>Status</b>	<b>Shares outstanding</b>	<b>Net assets</b>	<b>Net asset value per share</b>
Limited Term Tax-Exempt Bond Fund of America, Class F-3	Acquiring fund	80,082	\$1,185,993	\$14.81
Capital Group Core Municipal Fund	Acquired fund	38,975*	382,221	9.81
Limited Term Tax-Exempt Bond Fund of America, Class F-3	Post merger	105,891	1,568,214	14.81

\*All shares were exchanged at a ratio of 1.51 to 1.

The cost, fair value and net unrealized depreciation of the investments of Capital Group Core Municipal Fund as of the date of the close of business on September 23, 2022, were as follows (dollars in thousands):

Investment securities, at value	\$365,563
Investment securities, at cost	391,954
Net unrealized depreciation	(26,391)

The acquired fund's investment securities were excluded from the acquiring fund's portfolio turnover rate calculation. Had the acquisition been completed on August 1, 2022, the beginning of the annual reporting period of the acquiring fund, the pro forma results of operations for the year ended July 31, 2023, would have been as follows (dollars in thousands):

<b>Pro forma components of net assets on July 31, 2023</b>	
Net investment income	\$132,856
Net realized loss	(69,893)
Net unrealized depreciation	(35,958)
Net increase in net assets resulting from operations	\$ 27,005

Since the combined investment portfolios have been managed as a single integrated portfolio since the reorganization was completed, it is not practicable to separate the income, expenses and changes in net assets of the acquired fund that have been included in the acquiring fund's statement of operations since September 23, 2022.

## 11. Capital share transactions

Capital share transactions in the funds were as follows (dollars and shares in thousands):

### American Funds Short-Term Tax-Exempt Bond Fund

Share class	Sales*		Issued in connection with the merger of Capital Group Short-Term Municipal Fund		Reinvestments of distributions		Repurchases*		Net (decrease) increase	
	Amount		Amount		Amount		Amount		Amount	
	Amount	Shares	Amount	Shares	Amount	Shares	Amount	Shares	Amount	Shares
<b>Year ended July 31, 2023</b>										
Class A	\$ 720,300	73,475	\$ —	—	\$23,799	2,424	\$ (825,866)	(84,092)	\$ (81,767)	(8,193)
Class T	—	—	—	—	—	—	—	—	—	—
Class F-1	2,658	270	—	—	89	9	(3,214)	(328)	(467)	(49)
Class F-2	113,187	11,527	—	—	4,897	499	(155,439)	(15,849)	(37,355)	(3,823)
Class F-3	396,380	40,091	66,859	6,869	10,012	1,020	(270,825)	(27,540)	202,426	20,440
Class R-6	14,111	1,439	—	—	4,575	466	(64,579)	(6,575)	(45,893)	(4,670)
Total net increase (decrease)	\$1,246,636	126,802	\$66,859	6,869	\$43,372	4,418	\$ (1,319,923)	(134,384)	\$ 36,944	3,705
<b>Year ended July 31, 2022</b>										
Class A	\$ 767,090	76,626			\$ 9,575	949	\$ (576,880)	(57,506)	\$199,785	20,069
Class T	—	—			—	—	—	—	—	—
Class F-1	2,129	214			39	4	(4,828)	(478)	(2,660)	(260)
Class F-2	219,924	21,886			2,538	252	(208,572)	(20,760)	13,890	1,378
Class F-3	327,750	32,969			1,628	162	(97,658)	(9,758)	231,720	23,373
Class R-6	85,661	8,583			2,182	216	(55,922)	(5,577)	31,921	3,222
Total net increase (decrease)	\$1,402,554	140,278			\$15,962	1,583	\$ (943,860)	(94,079)	\$474,656	47,782

### Limited Term Tax-Exempt Bond Fund of America

Share class	Sales*		Issued in connection with the merger of Capital Group Core Municipal Fund		Reinvestments of distributions		Repurchases*		Net (decrease) increase	
	Amount		Amount		Amount		Amount		Amount	
	Amount	Shares	Amount	Shares	Amount	Shares	Amount	Shares	Amount	Shares
<b>Year ended July 31, 2023</b>										
Class A	\$1,261,604	84,074	\$ —	—	\$ 60,708	4,035	\$ (1,798,400)	(119,605)	\$ (476,088)	(31,496)
Class C	8,633	575	—	—	166	11	(10,732)	(712)	(1,933)	(126)
Class T	—	—	—	—	—	—	—	—	—	—
Class F-1	6,366	423	—	—	712	47	(21,450)	(1,429)	(14,372)	(959)
Class F-2	510,251	33,999	—	—	16,922	1,125	(644,415)	(42,847)	(117,242)	(7,723)
Class F-3	782,188	50,101	382,221	25,809	30,033	1,996	(679,591)	(45,285)	514,851	32,621
Class R-6	31,754	2,111	—	—	15,942	1,060	(122,892)	(8,186)	(75,196)	(5,015)
Total net increase (decrease)	\$2,600,796	171,283	\$382,221	25,809	\$124,483	8,274	\$ (3,277,480)	(218,064)	\$ (169,980)	(12,698)
<b>Year ended July 31, 2022</b>										
Class A	\$1,206,467	77,660			\$ 54,734	3,478	\$ (1,324,752)	(85,548)	\$ (63,551)	(4,410)
Class C	8,655	554			120	8	(9,223)	(593)	(448)	(31)
Class T	—	—			—	—	—	—	—	—
Class F-1	16,243	1,023			929	59	(44,994)	(2,871)	(27,822)	(1,789)
Class F-2	670,265	43,030			17,279	1,098	(779,184)	(50,356)	(91,640)	(6,228)
Class F-3	924,201	59,778			16,851	1,073	(872,743)	(56,130)	68,309	4,721
Class R-6	121,508	7,624			16,372	1,041	(199,882)	(13,014)	(62,002)	(4,349)
Total net increase (decrease)	\$2,947,339	189,669			\$106,285	6,757	\$ (3,230,778)	(208,512)	\$ (177,154)	(12,086)

Refer to the end of the tables for footnote.

## The Tax-Exempt Bond Fund of America

Share class	Sales*		Reinvestments of distributions		Repurchases*		Net (decrease) increase	
	Amount	Shares	Amount	Shares	Amount	Shares	Amount	Shares
<b>Year ended July 31, 2023</b>								
Class A	\$2,755,375	227,590	\$289,595	23,972	\$ (3,765,301)	(312,412)	\$ (720,331)	(60,850)
Class C	29,208	2,411	4,395	364	(98,178)	(8,106)	(64,575)	(5,331)
Class T	—	—	—	—	—	—	—	—
Class F-1	49,087	4,059	4,782	396	(90,657)	(7,525)	(36,788)	(3,070)
Class F-2	3,005,617	248,645	124,381	10,294	(2,917,136)	(243,137)	212,862	15,802
Class F-3	2,483,550	205,616	145,945	12,089	(3,597,778)	(300,230)	(968,283)	(82,525)
Class R-6	9,727	793	18,963	1,570	(31,206)	(2,628)	(2,516)	(265)
Total net increase (decrease)	\$8,332,564	689,114	\$588,061	48,685	\$(10,500,256)	(874,038)	\$(1,579,631)	(136,239)

### Year ended July 31, 2022

Class A	\$2,235,417	170,898	\$342,670	26,109	\$ (3,039,685)	(238,475)	\$ (461,598)	(41,468)
Class C	43,791	3,322	5,891	448	(95,046)	(7,357)	(45,364)	(3,587)
Class T	—	—	—	—	—	—	—	—
Class F-1	62,341	4,798	6,002	458	(84,900)	(6,603)	(16,557)	(1,347)
Class F-2	3,003,560	234,832	140,378	10,699	(3,001,261)	(237,375)	142,677	8,156
Class F-3	2,840,973	220,898	186,547	14,234	(2,795,902)	(221,548)	231,618	13,584
Class R-6	111,672	8,271	19,380	1,481	(5,791)	(479)	125,261	9,273
Total net increase (decrease)	\$8,297,754	643,019	\$700,868	53,429	\$(9,022,585)	(711,837)	\$ (23,963)	(15,389)

## American High-Income Municipal Bond Fund

Share class	Sales*		Reinvestments of distributions		Repurchases*		Net (decrease) increase	
	Amount	Shares	Amount	Shares	Amount	Shares	Amount	Shares
<b>Year ended July 31, 2023</b>								
Class A	\$1,119,948	76,786	\$170,199	11,726	\$(1,564,525)	(108,101)	\$ (274,378)	(19,589)
Class C	17,381	1,190	3,880	268	(51,298)	(3,526)	(30,037)	(2,068)
Class T	—	—	—	—	—	—	—	—
Class F-1	54,697	3,765	3,591	247	(57,729)	(3,972)	559	40
Class F-2	1,311,367	90,081	64,500	4,440	(953,636)	(65,968)	422,231	28,553
Class F-3	1,574,944	108,320	93,160	6,413	(1,221,887)	(84,334)	446,217	30,399
Class R-6	25,906	1,754	43,761	3,014	(34,794)	(2,414)	34,873	2,354
Total net increase (decrease)	\$4,104,243	281,896	\$379,091	26,108	\$(3,883,869)	(268,315)	\$ 599,465	39,689

### Year ended July 31, 2022

Class A	\$1,129,585	69,635	\$202,123	12,431	\$(1,158,093)	(73,620)	\$ 173,615	8,446
Class C	30,286	1,830	5,453	334	(60,388)	(3,770)	(24,649)	(1,606)
Class T	—	—	—	—	—	—	—	—
Class F-1	34,391	2,138	3,893	239	(50,133)	(3,090)	(11,849)	(713)
Class F-2	1,051,452	66,319	64,560	3,975	(887,365)	(56,756)	228,647	13,538
Class F-3	1,325,890	83,624	80,615	4,984	(769,137)	(49,357)	637,368	39,251
Class R-6	203,684	12,185	45,623	2,815	(28,595)	(1,894)	220,712	13,106
Total net increase (decrease)	\$3,775,288	235,731	\$402,267	24,778	\$(2,953,711)	(188,487)	\$1,223,844	72,022

Refer to the end of the tables for footnote.

## The Tax-Exempt Fund of California

Share class	Sales*		Reinvestments of distributions		Repurchases*		Net (decrease) increase	
	Amount	Shares	Amount	Shares	Amount	Shares	Amount	Shares
<b>Year ended July 31, 2023</b>								
Class A	\$ 362,058	22,194	\$36,551	2,253	\$ (516,830)	(31,943)	\$(118,221)	(7,496)
Class C	3,844	234	594	37	(13,459)	(826)	(9,021)	(555)
Class T	—	—	—	—	—	—	—	—
Class F-1	13,600	836	1,147	71	(15,035)	(930)	(288)	(23)
Class F-2	319,107	19,852	12,783	786	(291,991)	(18,160)	39,899	2,478
Class F-3	366,886	22,522	13,927	857	(212,653)	(13,194)	168,160	10,185
Total net increase (decrease)	\$1,065,495	65,638	\$65,002	4,004	\$(1,049,968)	(65,053)	\$ 80,529	4,589
<b>Year ended July 31, 2022</b>								
Class A	\$ 261,751	14,999	\$43,315	2,458	\$ (460,497)	(26,806)	\$(155,431)	(9,349)
Class C	4,236	237	795	45	(14,872)	(854)	(9,841)	(572)
Class T	—	—	—	—	—	—	—	—
Class F-1	8,478	494	1,325	75	(17,750)	(1,031)	(7,947)	(462)
Class F-2	307,998	17,863	14,031	794	(363,387)	(21,281)	(41,358)	(2,624)
Class F-3	269,151	15,897	12,041	685	(245,150)	(14,472)	36,042	2,110
Total net increase (decrease)	\$ 851,614	49,490	\$71,507	4,057	\$(1,101,656)	(64,444)	\$(178,535)	(10,897)

## American Funds Tax-Exempt Fund of New York

Share class	Sales*		Reinvestments of distributions		Repurchases*		Net (decrease) increase	
	Amount	Shares	Amount	Shares	Amount	Shares	Amount	Shares
<b>Year ended July 31, 2023</b>								
Class A	\$49,823	5,057	\$4,466	453	\$(55,830)	(5,686)	\$(1,541)	(176)
Class C	920	94	166	17	(3,203)	(323)	(2,117)	(212)
Class T	—	—	—	—	—	—	—	—
Class F-1	1,491	146	33	4	(2,142)	(211)	(618)	(61)
Class F-2	15,814	1,606	773	78	(15,586)	(1,592)	1,001	92
Class F-3	13,550	1,370	1,096	111	(13,572)	(1,381)	1,074	100
Total net increase (decrease)	\$81,598	8,273	\$6,534	663	\$(90,333)	(9,193)	\$(2,201)	(257)
<b>Year ended July 31, 2022</b>								
Class A	\$32,675	3,034	\$5,540	511	\$(40,694)	(3,868)	\$(2,479)	(323)
Class C	3,218	293	222	20	(3,135)	(287)	305	26
Class T	—	—	—	—	—	—	—	—
Class F-1	2,613	243	53	5	(3,539)	(334)	(873)	(86)
Class F-2	13,617	1,294	932	86	(14,790)	(1,431)	(241)	(51)
Class F-3	21,030	1,997	1,214	112	(16,987)	(1,618)	5,257	491
Total net increase (decrease)	\$73,153	6,861	\$7,961	734	\$(79,145)	(7,538)	\$ 1,969	57

\*Includes exchanges between share classes of the fund.

## 12. Investment transactions

Each fund engaged in purchases and sales of investment securities, excluding short-term securities and U.S. government obligations, if any, during the year ended July 31, 2023, as follows (dollars in thousands):

Fund	Purchases	Sales
American Funds Short-Term Tax-Exempt Bond Fund	\$1,132,319*	\$1,042,514
Limited Term Tax-Exempt Bond Fund of America	2,452,627*	2,631,409
The Tax-Exempt Bond Fund of America	4,628,253	5,915,810
American High-Income Municipal Bond Fund	2,874,633	2,421,226
The Tax-Exempt Fund of California	558,495	533,456
American Funds Tax-Exempt Fund of New York	66,814	71,865

\*The purchases do not include the investment securities acquired from the mergers of American Funds Short-Term Tax-Exempt Bond Fund with Capital Group Short-Term Municipal Fund and Limited Term Tax-Exempt Bond Fund of America with Capital Group Core Municipal Fund that occurred on September 23, 2022.

## 13. Ownership concentration

At July 31, 2023, American Funds Tax-Aware Conservative Growth and Income Portfolio held 10% of the outstanding shares of American High-Income Municipal Bond Fund. CRMC is the investment adviser to both funds.



# Financial highlights

## American Funds Short-Term Tax-Exempt Bond Fund

Year ended	Income (loss) from investment operations <sup>1</sup>				Dividends and distributions			Net asset value, end of year	Total return <sup>2,3</sup>	Net assets, end of year (in millions)	Ratio of expenses to average net assets before reimbursements	Ratio of expenses to average net assets after reimbursements <sup>3</sup>	Ratio of net income to average net assets <sup>3</sup>
	Net asset value, beginning of year	Net investment income	Net (losses) gains on securities (both realized and unrealized)	Total from investment operations	Dividends (from net investment income)	Distributions (from capital gains)	Total dividends and distributions						
Class A:													
7/31/2023	\$ 9.95	\$ .18	\$ (.14)	\$ .04	\$ (.18)	\$ —	\$ (.18)	\$ 9.81	.40%	\$1,218	.45%	.43%	1.86%
7/31/2022	10.33	.06	(.36)	(.30)	(.06)	(.02)	(.08)	9.95	(2.91)	1,318	.53	.53	.58
7/31/2021	10.37	.07	(.01)	.06	(.07)	(.03)	(.10)	10.33	.56	1,161	.57	.57	.68
7/31/2020	10.19	.13	.18	.31	(.13)	—	(.13)	10.37	3.07	938	.58	.58	1.27
7/31/2019	10.04	.16	.15	.31	(.16)	—	(.16)	10.19	3.09	767	.59	.59	1.56
Class T:													
7/31/2023	9.95	.20	(.14)	.06	(.20)	—	(.20)	9.81	.58 <sup>4</sup>	— <sup>5</sup>	.26 <sup>4</sup>	.25 <sup>4</sup>	2.04 <sup>4</sup>
7/31/2022	10.33	.07	(.36)	(.29)	(.07)	(.02)	(.09)	9.95	(2.75) <sup>4</sup>	— <sup>5</sup>	.38 <sup>4</sup>	.38 <sup>4</sup>	.72 <sup>4</sup>
7/31/2021	10.37	.09	(.01)	.08	(.09)	(.03)	(.12)	10.33	.72 <sup>4</sup>	— <sup>5</sup>	.42 <sup>4</sup>	.42 <sup>4</sup>	.84 <sup>4</sup>
7/31/2020	10.19	.15	.18	.33	(.15)	—	(.15)	10.37	3.22 <sup>4</sup>	— <sup>5</sup>	.43 <sup>4</sup>	.42 <sup>4</sup>	1.43 <sup>4</sup>
7/31/2019	10.04	.17	.15	.32	(.17)	—	(.17)	10.19	3.20 <sup>4</sup>	— <sup>5</sup>	.47 <sup>4</sup>	.47 <sup>4</sup>	1.67 <sup>4</sup>
Class F-1:													
7/31/2023	9.95	.16	(.14)	.02	(.16)	—	(.16)	9.81	.21	5	.63	.61	1.68
7/31/2022	10.33	.04	(.36)	(.32)	(.04)	(.02)	(.06)	9.95	(3.09)	6	.73	.73	.36
7/31/2021	10.37	.05	(.01)	.04	(.05)	(.03)	(.08)	10.33	.37	9	.76	.76	.51
7/31/2020	10.19	.11	.18	.29	(.11)	—	(.11)	10.37	2.87	9	.77	.76	1.08
7/31/2019	10.04	.13	.15	.28	(.13)	—	(.13)	10.19	2.85	7	.81	.81	1.34
Class F-2:													
7/31/2023	9.95	.19	(.14)	.05	(.19)	—	(.19)	9.81	.51	251	.34	.32	1.96
7/31/2022	10.33	.07	(.36)	(.29)	(.07)	(.02)	(.09)	9.95	(2.79)	293	.42	.42	.68
7/31/2021	10.37	.08	(.01)	.07	(.08)	(.03)	(.11)	10.33	.68	290	.45	.45	.80
7/31/2020	10.19	.14	.18	.32	(.14)	—	(.14)	10.37	3.19	218	.46	.45	1.40
7/31/2019	10.04	.17	.15	.32	(.17)	—	(.17)	10.19	3.17	182	.49	.49	1.67

Refer to the end of the table for footnotes.

# Financial highlights (continued)

## American Funds Short-Term Tax-Exempt Bond Fund (continued)

Year ended	Income (loss) from investment operations <sup>1</sup>				Dividends and distributions			Net asset value, end of year	Total return <sup>2,3</sup>	Net assets, end of year (in millions)	Ratio of expenses to average net assets before reimbursements	Ratio of expenses to average net assets after reimbursements <sup>3</sup>	Ratio of net income to average net assets <sup>3</sup>
	Net asset value, beginning of year	Net investment income	Net (losses) gains on securities (both realized and unrealized)	Total from investment operations	Dividends (from net investment income)	Distributions (from capital gains)	Total dividends and distributions						
<b>Class F-3:</b>													
7/31/2023	\$ 9.95	\$.20	\$(.14)	\$.06	\$(.20)	\$ —	\$(.20)	\$ 9.81	.58%	\$ 531	.26%	.25%	2.07%
7/31/2022	10.33	.08	(.36)	(.28)	(.08)	(.02)	(.10)	9.95	(2.72)	335	.33	.33	.85
7/31/2021	10.37	.09	(.01)	.08	(.09)	(.03)	(.12)	10.33	.75	107	.39	.38	.86
7/31/2020	10.19	.15	.18	.33	(.15)	—	(.15)	10.37	3.25	74	.40	.39	1.44
7/31/2019	10.04	.17	.15	.32	(.17)	—	(.17)	10.19	3.23	52	.44	.44	1.71
<b>Class R-6:</b>													
7/31/2023	9.95	.20	(.14)	.06	(.20)	—	(.20)	9.81	.58	204	.26	.25	2.03
7/31/2022	10.33	.08	(.36)	(.28)	(.08)	(.02)	(.10)	9.95	(2.72)	253	.35	.35	.75
7/31/2021	10.37	.09	(.01)	.08	(.09)	(.03)	(.12)	10.33	.75	229	.39	.38	.86
7/31/2020	10.19	.15	.18	.33	(.15)	—	(.15)	10.37	3.26	162	.39	.39	1.46
7/31/2019	10.04	.17	.15	.32	(.17)	—	(.17)	10.19	3.24	132	.43	.43	1.71

	Year ended July 31,				
	2023	2022	2021	2020	2019
Portfolio turnover rate for all share classes	53% <sup>6</sup>	53%	49%	65%	50%

<sup>1</sup>Based on average shares outstanding.

<sup>2</sup>Total returns exclude any applicable sales charges, including contingent deferred sales charges.

<sup>3</sup>This column reflects the impact, if any, of certain reimbursements from CRMC. During some of the years shown, CRMC reimbursed a portion of miscellaneous fees and expenses.

<sup>4</sup>All or a significant portion of assets in this class consisted of seed capital invested by CRMC and/or its affiliates. Fees for distribution services are not charged or accrued on these seed capital assets. If such fees were paid by the fund on seed capital assets, fund expenses would have been higher and net income and total return would have been lower.

<sup>5</sup>Amount less than \$1 million.

<sup>6</sup>The portfolio turnover calculation was adjusted to exclude the value of securities acquired in connection with the fund's acquisition of the assets of the Capital Group Short-Term Municipal Fund on September 23, 2022. The portfolio turnover rate would have been 60% without the adjustment.

Refer to the notes to financial statements.

# Financial highlights (continued)

## Limited Term Tax-Exempt Bond Fund of America

Year ended	Net asset value, beginning of year	Income (loss) from investment operations <sup>1</sup>			Dividends and distributions			Net asset value, end of year	Total return <sup>2,3</sup>	Net assets, end of year (in millions)	Ratio of expenses to average net assets before waiver	Ratio of expenses to average net assets after waiver <sup>3</sup>	Ratio of net income to average net assets <sup>3</sup>
		Net investment income	Net (losses) gains on securities (both realized and unrealized)	Total from investment operations	Dividends (from net investment income)	Distributions (from capital gains)	Total dividends and distributions						
Class A:													
7/31/2023	\$15.29	\$.26	\$(.21)	\$ .05	\$(.26)	\$ —	\$(.26)	\$15.08	.31%	\$3,431	.59%	.58%	1.75%
7/31/2022	16.22	.13	(.85)	(.72)	(.13)	(.08)	(.21)	15.29	(4.46)	3,959	.57	.57	.85
7/31/2021	16.23	.16	.08	.24	(.16)	(.09)	(.25)	16.22	1.50	4,273	.58	.58	.98
7/31/2020	15.93	.25	.36	.61	(.26)	(.05)	(.31)	16.23	3.88	3,539	.60	.60	1.58
7/31/2019	15.52	.31	.41	.72	(.31)	—	(.31)	15.93	4.71	3,060	.59	.59	2.00
Class C:													
7/31/2023	15.29	.15	(.21)	(.06)	(.15)	—	(.15)	15.08	(.39)	15	1.29	1.28	1.05
7/31/2022	16.22	.02	(.85)	(.83)	(.02)	(.08)	(.10)	15.29	(5.13)	17	1.27	1.27	.15
7/31/2021	16.23	.04	.08	.12	(.04)	(.09)	(.13)	16.22	.78	18	1.28	1.28	.28
7/31/2020	15.93	.13	.36	.49	(.14)	(.05)	(.19)	16.23	3.16	16	1.30	1.30	.89
7/31/2019	15.52	.20	.41	.61	(.20)	—	(.20)	15.93	3.94	18	1.33	1.33	1.27
Class T:													
7/31/2023	15.29	.31	(.21)	.10	(.31)	—	(.31)	15.08	.65 <sup>4</sup>	— <sup>5</sup>	.26 <sup>4</sup>	.25 <sup>4</sup>	2.09 <sup>4</sup>
7/31/2022	16.22	.18	(.85)	(.67)	(.18)	(.08)	(.26)	15.29	(4.18) <sup>4</sup>	— <sup>5</sup>	.27 <sup>4</sup>	.27 <sup>4</sup>	1.15 <sup>4</sup>
7/31/2021	16.23	.21	.08	.29	(.21)	(.09)	(.30)	16.22	1.80 <sup>4</sup>	— <sup>5</sup>	.28 <sup>4</sup>	.28 <sup>4</sup>	1.29 <sup>4</sup>
7/31/2020	15.93	.29	.36	.65	(.30)	(.05)	(.35)	16.23	4.18 <sup>4</sup>	— <sup>5</sup>	.30 <sup>4</sup>	.30 <sup>4</sup>	1.89 <sup>4</sup>
7/31/2019	15.52	.35	.41	.76	(.35)	—	(.35)	15.93	4.99 <sup>4</sup>	— <sup>5</sup>	.33 <sup>4</sup>	.33 <sup>4</sup>	2.27 <sup>4</sup>
Class F-1:													
7/31/2023	15.29	.25	(.21)	.04	(.25)	—	(.25)	15.08	.28	39	.62	.62	1.70
7/31/2022	16.22	.13	(.85)	(.72)	(.13)	(.08)	(.21)	15.29	(4.50)	54	.61	.61	.79
7/31/2021	16.23	.15	.08	.23	(.15)	(.09)	(.24)	16.22	1.46	86	.61	.61	.97
7/31/2020	15.93	.24	.36	.60	(.25)	(.05)	(.30)	16.23	3.85	97	.62	.62	1.54
7/31/2019	15.52	.30	.41	.71	(.30)	—	(.30)	15.93	4.63	60	.67	.67	1.93

Refer to the end of the table for footnotes.

# Financial highlights (continued)

## Limited Term Tax-Exempt Bond Fund of America (continued)

Year ended	Income (loss) from investment operations <sup>1</sup>				Dividends and distributions				Total return <sup>2,3</sup>	Net assets, end of year (in millions)	Ratio of expenses to average net assets before waiver	Ratio of expenses to average net assets after waiver <sup>3</sup>	Ratio of net income to average net assets <sup>3</sup>
	Net asset value, beginning of year	Net investment income	Net (losses) gains on securities (both realized and unrealized)	Total from investment operations	Dividends (from net investment income)	Distributions (from capital gains)	Total dividends and distributions	Net asset value, end of year					
<b>Class F-2:</b>													
7/31/2023	\$15.29	\$.29	\$(.21)	\$.08	\$(.29)	\$ —	\$(.29)	\$15.08	.55%	\$ 891	.35%	.35%	1.98%
7/31/2022	16.22	.17	(.85)	(.68)	(.17)	(.08)	(.25)	15.29	(4.24)	1,022	.34	.34	1.08
7/31/2021	16.23	.20	.08	.28	(.20)	(.09)	(.29)	16.22	1.74	1,185	.34	.34	1.21
7/31/2020	15.93	.28	.36	.64	(.29)	(.05)	(.34)	16.23	4.12	777	.36	.36	1.81
7/31/2019	15.52	.34	.41	.75	(.34)	—	(.34)	15.93	4.91	500	.39	.39	2.20
<b>Class F-3:</b>													
7/31/2023	15.29	.31	(.21)	.10	(.31)	—	(.31)	15.08	.65	1,532	.25	.24	2.11
7/31/2022	16.22	.19	(.85)	(.66)	(.19)	(.08)	(.27)	15.29	(4.14)	1,054	.23	.23	1.19
7/31/2021	16.23	.21	.08	.29	(.21)	(.09)	(.30)	16.22	1.84	1,042	.24	.24	1.27
7/31/2020	15.93	.30	.36	.66	(.31)	(.05)	(.36)	16.23	4.23	422	.26	.26	1.91
7/31/2019	15.52	.36	.41	.77	(.36)	—	(.36)	15.93	5.02	308	.30	.30	2.29
<b>Class R-6:</b>													
7/31/2023	15.29	.31	(.21)	.10	(.31)	—	(.31)	15.08	.65	752	.25	.24	2.09
7/31/2022	16.22	.19	(.85)	(.66)	(.19)	(.08)	(.27)	15.29	(4.14)	839	.23	.23	1.19
7/31/2021	16.23	.21	.08	.29	(.21)	(.09)	(.30)	16.22	1.84	961	.24	.24	1.31
7/31/2020	15.93	.30	.36	.66	(.31)	(.05)	(.36)	16.23	4.23	692	.26	.26	1.88
7/31/2019	15.52	.36	.41	.77	(.36)	—	(.36)	15.93	5.02	307	.29	.29	2.30

	Year ended July 31,				
	2023	2022	2021	2020	2019
Portfolio turnover rate for all share classes	39% <sup>6</sup>	47%	43%	56%	42%

<sup>1</sup>Based on average shares outstanding.

<sup>2</sup>Total returns exclude any applicable sales charges, including contingent deferred sales charges.

<sup>3</sup>This column reflects the impact, if any, of certain waivers from CRMC. During one of the years shown, CRMC waived a portion of investment advisory services fees.

<sup>4</sup>All or a significant portion of assets in this class consisted of seed capital invested by CRMC and/or its affiliates. Fees for distribution services are not charged or accrued on these seed capital assets. If such fees were paid by the fund on seed capital assets, fund expenses would have been higher and net income and total return would have been lower.

<sup>5</sup>Amount less than \$1 million.

<sup>6</sup>The portfolio turnover calculation was adjusted to exclude the value of securities acquired in connection with the fund's acquisition of the assets of the Capital Group Core Municipal Fund on September 23, 2022. The portfolio turnover rate would have been 45% without the adjustment.

Refer to the notes to financial statements.

# Financial highlights (continued)

## The Tax-Exempt Bond Fund of America

Year ended	Net asset value, beginning of year	Income (loss) from investment operations <sup>1</sup>			Dividends and distributions			Net asset value, end of year	Total return <sup>2</sup>	Net assets, end of year (in millions)	Ratio of expenses to average net assets	Ratio of net income to average net assets
		Net investment income	Net (losses) gains on securities (both realized and unrealized)	Total from investment operations	Dividends (from net investment income)	Distributions (from capital gains)	Total dividends and distributions					
Class A:												
7/31/2023	\$12.46	\$.32	\$ (.27)	\$ .05	\$(.31)	\$ —	\$(.31)	\$12.20	.48%	\$11,644	.53%	2.66%
7/31/2022	13.78	.26	(1.25)	(.99)	(.26)	(.07)	(.33)	12.46	(7.28)	12,649	.50	2.01
7/31/2021	13.54	.28	.26	.54	(.28)	(.02)	(.30)	13.78	4.06	14,558	.51	2.07
7/31/2020	13.29	.33	.25	.58	(.33)	—	(.33)	13.54	4.40	12,623	.52	2.46
7/31/2019	12.81	.37	.47	.84	(.36)	—	(.36)	13.29	6.71	10,868	.52	2.84
Class C:												
7/31/2023	12.46	.23	(.27)	(.04)	(.22)	—	(.22)	12.20	(.27)	218	1.28	1.90
7/31/2022	13.78	.16	(1.25)	(1.09)	(.16)	(.07)	(.23)	12.46	(7.97)	289	1.25	1.25
7/31/2021	13.54	.18	.26	.44	(.18)	(.02)	(.20)	13.78	3.28	370	1.26	1.33
7/31/2020	13.29	.23	.25	.48	(.23)	—	(.23)	13.54	3.64	376	1.26	1.73
7/31/2019	12.81	.27	.47	.74	(.26)	—	(.26)	13.29	5.88	407	1.31	2.06
Class T:												
7/31/2023	12.46	.36	(.27)	.09	(.35)	—	(.35)	12.20	.76 <sup>3</sup>	— <sup>4</sup>	.24 <sup>3</sup>	2.95 <sup>3</sup>
7/31/2022	13.78	.29	(1.25)	(.96)	(.29)	(.07)	(.36)	12.46	(7.05) <sup>3</sup>	— <sup>4</sup>	.25 <sup>3</sup>	2.25 <sup>3</sup>
7/31/2021	13.54	.32	.26	.58	(.32)	(.02)	(.34)	13.78	4.32 <sup>3</sup>	— <sup>4</sup>	.26 <sup>3</sup>	2.31 <sup>3</sup>
7/31/2020	13.29	.36	.25	.61	(.36)	—	(.36)	13.54	4.65 <sup>3</sup>	— <sup>4</sup>	.27 <sup>3</sup>	2.70 <sup>3</sup>
7/31/2019	12.81	.40	.47	.87	(.39)	—	(.39)	13.29	6.93 <sup>3</sup>	— <sup>4</sup>	.32 <sup>3</sup>	3.05 <sup>3</sup>
Class F-1:												
7/31/2023	12.46	.31	(.27)	.04	(.30)	—	(.30)	12.20	.40	185	.61	2.58
7/31/2022	13.78	.25	(1.25)	(1.00)	(.25)	(.07)	(.32)	12.46	(7.35)	227	.59	1.92
7/31/2021	13.54	.27	.26	.53	(.27)	(.02)	(.29)	13.78	3.97	270	.59	2.00
7/31/2020	13.29	.32	.25	.57	(.32)	—	(.32)	13.54	4.31	313	.60	2.39
7/31/2019	12.81	.36	.47	.83	(.35)	—	(.35)	13.29	6.58	338	.64	2.72

Refer to the end of the table for footnotes.



# Financial highlights (continued)

## The Tax-Exempt Bond Fund of America (continued)

Year ended	Income (loss) from investment operations <sup>1</sup>				Dividends and distributions			Net asset value, end of year	Total return <sup>2</sup>	Net assets, end of year (in millions)	Ratio of expenses to average net assets	Ratio of net income to average net assets
	Net asset value, beginning of year	Net investment income	Net (losses) gains on securities (both realized and unrealized)	Total from investment operations	Dividends (from net investment income)	Distributions (from capital gains)	Total dividends and distributions					
<b>Class F-2:</b>												
7/31/2023	\$12.46	\$.34	\$ (.27)	\$.07	\$(.33)	\$ —	\$(.33)	\$12.20	.66%	\$ 5,135	.35%	2.84%
7/31/2022	13.78	.28	(1.25)	(.97)	(.28)	(.07)	(.35)	12.46	(7.11)	5,047	.33	2.18
7/31/2021	13.54	.31	.26	.57	(.31)	(.02)	(.33)	13.78	4.24	5,469	.33	2.24
7/31/2020	13.29	.35	.25	.60	(.35)	—	(.35)	13.54	4.59	3,814	.34	2.63
7/31/2019	12.81	.39	.47	.86	(.38)	—	(.38)	13.29	6.86	2,778	.38	2.98
<b>Class F-3:</b>												
7/31/2023	12.46	.36	(.27)	.09	(.35)	—	(.35)	12.20	.76	5,108	.24	2.94
7/31/2022	13.78	.30	(1.25)	(.95)	(.30)	(.07)	(.37)	12.46	(7.01)	6,245	.22	2.29
7/31/2021	13.54	.32	.26	.58	(.32)	(.02)	(.34)	13.78	4.35	6,718	.23	2.36
7/31/2020	13.29	.36	.25	.61	(.36)	—	(.36)	13.54	4.70	7,950	.24	2.74
7/31/2019	12.81	.41	.47	.88	(.40)	—	(.40)	13.29	6.97	6,570	.27	3.09
<b>Class R-6:</b>												
7/31/2023	12.46	.36	(.27)	.09	(.35)	—	(.35)	12.20	.76	675	.24	2.95
7/31/2022	13.78	.30	(1.25)	(.95)	(.30)	(.07)	(.37)	12.46	(7.01)	693	.22	2.30
7/31/2021	13.54	.32	.26	.58	(.32)	(.02)	(.34)	13.78	4.35	638	.23	2.35
7/31/2020	13.29	.36	.25	.61	(.36)	—	(.36)	13.54	4.70	473	.24	2.76
7/31/2019	12.81	.41	.47	.88	(.40)	—	(.40)	13.29	6.97	685	.27	3.09

	Year ended July 31,				
	2023	2022	2021	2020	2019
Portfolio turnover rate for all share classes	23%	29%	21%	24%	20%

<sup>1</sup>Based on average shares outstanding.

<sup>2</sup>Total returns exclude any applicable sales charges, including contingent deferred sales charges.

<sup>3</sup>All or a significant portion of assets in this class consisted of seed capital invested by CRMC and/or its affiliates. Fees for distribution services are not charged or accrued on these seed capital assets. If such fees were paid by the fund on seed capital assets, fund expenses would have been higher and net income and total return would have been lower.

<sup>4</sup>Amount less than \$1 million.

Refer to the notes to financial statements.

# Financial highlights (continued)

## American High-Income Municipal Bond Fund

Year ended	(Loss) income from investment operations <sup>1</sup>				Dividends and distributions			Net asset value, end of year	Total return <sup>2,3</sup>	Net assets, end of year (in millions)	Ratio of expenses to average net assets before waivers	Ratio of expenses to average net assets after waivers <sup>3</sup>	Ratio of net income to average net assets <sup>3</sup>
	Net asset value, beginning of year	Net investment income	Net (losses) gains on securities (both realized and unrealized)	Total from investment operations	Dividends (from net investment income)	Distributions (from capital gains)	Total dividends and distributions						
Class A:													
7/31/2023	\$15.30	\$.58	\$ (.67)	\$ (.09)	\$(.53)	\$ –	\$(.53)	\$14.68	(.49)%	\$4,849	.65%	.64%	3.98%
7/31/2022	17.20	.48	(1.79)	(1.31)	(.46)	(.13)	(.59)	15.30	(7.78)	5,354	.63	.63	2.95
7/31/2021	16.20	.48	1.04	1.52	(.49)	(.03)	(.52)	17.20	9.52	5,875	.65	.65	2.91
7/31/2020	16.33	.59	(.17)	.42	(.54)	(.01)	(.55)	16.20	2.68	4,871	.68	.68	3.63
7/31/2019	15.78	.58	.54	1.12	(.57)	–	(.57)	16.33	7.28	4,637	.68	.68	3.67
Class C:													
7/31/2023	15.30	.48	(.67)	(.19)	(.43)	–	(.43)	14.68	(1.21)	124	1.37	1.36	3.26
7/31/2022	17.20	.36	(1.78)	(1.42)	(.35)	(.13)	(.48)	15.30	(8.43)	161	1.33	1.33	2.23
7/31/2021	16.20	.36	1.04	1.40	(.37)	(.03)	(.40)	17.20	8.76	209	1.35	1.35	2.22
7/31/2020	16.33	.48	(.17)	.31	(.43)	(.01)	(.44)	16.20	1.97	203	1.38	1.38	2.93
7/31/2019	15.78	.47	.54	1.01	(.46)	–	(.46)	16.33	6.49	238	1.41	1.41	2.94
Class T:													
7/31/2023	15.30	.62	(.67)	(.05)	(.57)	–	(.57)	14.68	(.21) <sup>4</sup>	– <sup>5</sup>	.37 <sup>4</sup>	.36 <sup>4</sup>	4.26 <sup>4</sup>
7/31/2022	17.20	.53	(1.79)	(1.26)	(.51)	(.13)	(.64)	15.30	(7.51) <sup>4</sup>	– <sup>5</sup>	.33 <sup>4</sup>	.33 <sup>4</sup>	3.25 <sup>4</sup>
7/31/2021	16.20	.53	1.04	1.57	(.54)	(.03)	(.57)	17.20	9.84 <sup>4</sup>	– <sup>5</sup>	.35 <sup>4</sup>	.35 <sup>4</sup>	3.21 <sup>4</sup>
7/31/2020	16.33	.64	(.17)	.47	(.59)	(.01)	(.60)	16.20	2.99 <sup>4</sup>	– <sup>5</sup>	.38 <sup>4</sup>	.38 <sup>4</sup>	3.92 <sup>4</sup>
7/31/2019	15.78	.62	.54	1.16	(.61)	–	(.61)	16.33	7.55 <sup>4</sup>	– <sup>5</sup>	.42 <sup>4</sup>	.42 <sup>4</sup>	3.93 <sup>4</sup>
Class F-1:													
7/31/2023	15.30	.58	(.67)	(.09)	(.53)	–	(.53)	14.68	(.52)	97	.68	.67	3.95
7/31/2022	17.20	.47	(1.78)	(1.31)	(.46)	(.13)	(.59)	15.30	(7.81)	100	.66	.66	2.91
7/31/2021	16.20	.48	1.04	1.52	(.49)	(.03)	(.52)	17.20	9.50	125	.68	.68	2.90
7/31/2020	16.33	.59	(.17)	.42	(.54)	(.01)	(.55)	16.20	2.66	146	.70	.70	3.60
7/31/2019	15.78	.57	.54	1.11	(.56)	–	(.56)	16.33	7.21	180	.74	.74	3.61

Refer to the end of the table for footnotes.

# Financial highlights (continued)

## American High-Income Municipal Bond Fund (continued)

Year ended	(Loss) income from investment operations <sup>1</sup>				Dividends and distributions			Total return <sup>2,3</sup>	Net assets, end of year (in millions)	Ratio of expenses to average net assets before waivers	Ratio of expenses to average net assets after waivers <sup>3</sup>	Ratio of net income to average net assets <sup>3</sup>	
	Net asset value, beginning of year	Net investment income	Net (losses) gains on securities (both realized and unrealized)	Total from investment operations	Dividends (from net investment income)	Distributions (from capital gains)	Total dividends and distributions						
Class F-2:													
7/31/2023	\$15.30	\$.61	\$ (.67)	\$ (.06)	\$(.56)	\$ —	\$(.56)	\$14.68	(.26)%	\$2,130	.42%	.41%	4.22%
7/31/2022	17.20	.52	(1.79)	(1.27)	(.50)	(.13)	(.63)	15.30	(7.57)	1,784	.39	.39	3.20
7/31/2021	16.20	.52	1.04	1.56	(.53)	(.03)	(.56)	17.20	9.78	1,773	.41	.41	3.13
7/31/2020	16.33	.63	(.17)	.46	(.58)	(.01)	(.59)	16.20	2.93	1,186	.44	.44	3.86
7/31/2019	15.78	.61	.54	1.15	(.60)	—	(.60)	16.33	7.49	1,114	.47	.47	3.87
Class F-3:													
7/31/2023	15.30	.63	(.67)	(.04)	(.58)	—	(.58)	14.68	(.15)	2,654	.31	.30	4.32
7/31/2022	17.20	.54	(1.79)	(1.25)	(.52)	(.13)	(.65)	15.30	(7.47)	2,302	.29	.29	3.32
7/31/2021	16.20	.54	1.04	1.58	(.55)	(.03)	(.58)	17.20	9.89	1,914	.31	.31	3.22
7/31/2020	16.33	.65	(.17)	.48	(.60)	(.01)	(.61)	16.20	3.04	1,085	.33	.33	3.97
7/31/2019	15.78	.63	.54	1.17	(.62)	—	(.62)	16.33	7.60	897	.37	.37	3.97
Class R-6:													
7/31/2023	15.30	.63	(.67)	(.04)	(.58)	—	(.58)	14.68	(.15)	1,137	.31	.31	4.32
7/31/2022	17.20	.53	(1.78)	(1.25)	(.52)	(.13)	(.65)	15.30	(7.47)	1,149	.29	.29	3.31
7/31/2021	16.20	.54	1.04	1.58	(.55)	(.03)	(.58)	17.20	9.89	1,066	.31	.31	3.25
7/31/2020	16.33	.65	(.17)	.48	(.60)	(.01)	(.61)	16.20	3.04	794	.33	.33	3.98
7/31/2019	15.78	.63	.54	1.17	(.62)	—	(.62)	16.33	7.61	686	.37	.37	3.98

	Year ended July 31,				
	2023	2022	2021	2020	2019
Portfolio turnover rate for all share classes	26%	35%	24%	35%	20%

<sup>1</sup>Based on average shares outstanding.

<sup>2</sup>Total returns exclude any applicable sales charges, including contingent deferred sales charges.

<sup>3</sup>This column reflects the impact, if any, of certain waivers from CRMC. During one of the years shown, CRMC waived a portion of investment advisory services fees.

<sup>4</sup>All or a significant portion of assets in this class consisted of seed capital invested by CRMC and/or its affiliates. Fees for distribution services are not charged or accrued on these seed capital assets. If such fees were paid by the fund on seed capital assets, fund expenses would have been higher and net income and total return would have been lower.

<sup>5</sup>Amount less than \$1 million.

Refer to the notes to financial statements.

# Financial highlights (continued)

## The Tax-Exempt Fund of California

Year ended	Net asset value, beginning of year	Income (loss) from investment operations <sup>1</sup>			Dividends and distributions			Net asset value, end of year	Total return <sup>2</sup>	Net assets, end of year (in millions)	Ratio of expenses to average net assets	Ratio of net income to average net assets
		Net investment income	Net (losses) gains on securities (both realized and unrealized)	Total from investment operations	Dividends (from net investment income)	Distributions (from capital gains)	Total dividends and distributions					
<b>Class A:</b>												
7/31/2023	\$16.72	\$.44	\$ (.37)	\$ .07	\$(.42)	\$ –	\$(.42)	\$16.37	.49%	\$1,520	.56%	2.71%
7/31/2022	18.54	.37	(1.75)	(1.38)	(.37)	(.07)	(.44)	16.72	(7.57)	1,677	.57	2.10
7/31/2021	18.29	.38	.32	.70	(.38)	(.07)	(.45)	18.54	3.92	2,033	.58	2.10
7/31/2020	18.08	.43	.30	.73	(.43)	(.09)	(.52)	18.29	4.14	1,941	.61	2.40
7/31/2019	17.43	.50	.65	1.15	(.50)	–	(.50)	18.08	6.73	1,784	.59	2.88
<b>Class C:</b>												
7/31/2023	16.72	.32	(.37)	(.05)	(.30)	–	(.30)	16.37	(.27)	29	1.31	1.96
7/31/2022	18.54	.24	(1.75)	(1.51)	(.24)	(.07)	(.31)	16.72	(8.26)	39	1.32	1.34
7/31/2021	18.29	.25	.32	.57	(.25)	(.07)	(.32)	18.54	3.14	54	1.33	1.35
7/31/2020	18.08	.30	.30	.60	(.30)	(.09)	(.39)	18.29	3.36	60	1.36	1.65
7/31/2019	17.43	.36	.65	1.01	(.36)	–	(.36)	18.08	5.90	69	1.38	2.10
<b>Class T:</b>												
7/31/2023	16.72	.49	(.37)	.12	(.47)	–	(.47)	16.37	.76 <sup>3</sup>	– <sup>4</sup>	.29 <sup>3</sup>	2.99 <sup>3</sup>
7/31/2022	18.54	.41	(1.75)	(1.34)	(.41)	(.07)	(.48)	16.72	(7.35) <sup>3</sup>	– <sup>4</sup>	.32 <sup>3</sup>	2.34 <sup>3</sup>
7/31/2021	18.29	.43	.32	.75	(.43)	(.07)	(.50)	18.54	4.17 <sup>3</sup>	– <sup>4</sup>	.34 <sup>3</sup>	2.33 <sup>3</sup>
7/31/2020	18.08	.48	.30	.78	(.48)	(.09)	(.57)	18.29	4.38 <sup>3</sup>	– <sup>4</sup>	.37 <sup>3</sup>	2.62 <sup>3</sup>
7/31/2019	17.43	.54	.65	1.19	(.54)	–	(.54)	18.08	6.95 <sup>3</sup>	– <sup>4</sup>	.39 <sup>3</sup>	3.09 <sup>3</sup>
<b>Class F-1:</b>												
7/31/2023	16.72	.43	(.37)	.06	(.41)	–	(.41)	16.37	.40	48	.65	2.63
7/31/2022	18.54	.35	(1.75)	(1.40)	(.35)	(.07)	(.42)	16.72	(7.66)	50	.66	2.00
7/31/2021	18.29	.37	.32	.69	(.37)	(.07)	(.44)	18.54	3.82	64	.67	2.01
7/31/2020	18.08	.42	.30	.72	(.42)	(.09)	(.51)	18.29	4.05	71	.70	2.31
7/31/2019	17.43	.48	.65	1.13	(.48)	–	(.48)	18.08	6.59	72	.72	2.76

Refer to the end of the table for footnotes.

# Financial highlights (continued)

## The Tax-Exempt Fund of California (continued)

Year ended	Net asset value, beginning of year	Income (loss) from investment operations <sup>1</sup>			Dividends and distributions			Net asset value, end of year	Total return <sup>2</sup>	Net assets, end of year (in millions)	Ratio of expenses to average net assets	Ratio of net income to average net assets
		Net investment income	Net (losses) gains on securities (both realized and unrealized)	Total from investment operations	Dividends (from net investment income)	Distributions (from capital gains)	Total dividends and distributions					
<b>Class F-2:</b>												
7/31/2023	\$16.72	\$.47	\$ (.37)	\$ .10	\$(.45)	\$ —	\$(.45)	\$16.37	.67%	\$ 558	.38%	2.90%
7/31/2022	18.54	.40	(1.75)	(1.35)	(.40)	(.07)	(.47)	16.72	(7.41)	528	.39	2.27
7/31/2021	18.29	.42	.32	.74	(.42)	(.07)	(.49)	18.54	4.10	634	.40	2.27
7/31/2020	18.08	.47	.30	.77	(.47)	(.09)	(.56)	18.29	4.33	547	.42	2.58
7/31/2019	17.43	.53	.65	1.18	(.53)	—	(.53)	18.08	6.88	411	.45	3.02
<b>Class F-3:</b>												
7/31/2023	16.72	.49	(.37)	.12	(.47)	—	(.47)	16.37	.76	589	.29	2.99
7/31/2022	18.54	.42	(1.75)	(1.33)	(.42)	(.07)	(.49)	16.72	(7.32)	432	.30	2.37
7/31/2021	18.29	.43	.32	.75	(.43)	(.07)	(.50)	18.54	4.20	440	.31	2.36
7/31/2020	18.08	.48	.30	.78	(.48)	(.09)	(.57)	18.29	4.42	320	.33	2.67
7/31/2019	17.43	.55	.64	1.19	(.54)	—	(.54)	18.08	6.98	241	.36	3.11

	Year ended July 31,				
	2023	2022	2021	2020	2019
Portfolio turnover rate for all share classes	23%	27%	17%	26%	27%

<sup>1</sup>Based on average shares outstanding.

<sup>2</sup>Total returns exclude any applicable sales charges, including contingent deferred sales charges.

<sup>3</sup>All or a significant portion of assets in this class consisted of seed capital invested by CRMC and/or its affiliates. Fees for distribution services are not charged or accrued on these seed capital assets. If such fees were paid by the fund on seed capital assets, fund expenses would have been higher and net income and total return would have been lower.

<sup>4</sup>Amount less than \$1 million.

Refer to the notes to financial statements.



# Financial highlights (continued)

## American Funds Tax-Exempt Fund of New York

Year ended	Income (loss) from investment operations <sup>1</sup>				Dividends and distributions			Net asset value, end of year	Total return <sup>2,3</sup>	Net assets, end of year (in millions)	Ratio of expenses to average net assets before waivers/ reimbursements	Ratio of expenses to average net assets after waivers/ reimbursements <sup>3</sup>	Ratio of net income to average net assets <sup>3</sup>
	Net asset value, beginning of year	Net investment income	Net (losses) gains on securities (both realized and unrealized)	Total from investment operations	Dividends (from net investment income)	Distributions (from capital gains)	Total dividends and distributions						
Class A:													
7/31/2023	\$10.19	\$ .27	\$ (.22)	\$ .05	\$(.27)	\$ —	\$(.27)	\$ 9.97	.51%	\$176	.65%	.59%	2.72%
7/31/2022	11.45	.23	(1.18)	(.95)	(.23)	(.08)	(.31)	10.19	(8.42)	182	.65	.61	2.12
7/31/2021	11.10	.24	.35	.59	(.24)	— <sup>4</sup>	(.24)	11.45	5.46	208	.67	.62	2.19
7/31/2020	11.02	.27	.07	.34	(.26)	—	(.26)	11.10	3.18	220	.67	.62	2.43
7/31/2019	10.61	.28	.41	.69	(.28)	—	(.28)	11.02	6.57	200	.67	.67	2.60
Class C:													
7/31/2023	10.19	.19	(.22)	(.03)	(.19)	—	(.19)	9.97	(.25)	8	1.41	1.34	1.96
7/31/2022	11.45	.15	(1.18)	(1.03)	(.15)	(.08)	(.23)	10.19	(9.11)	10	1.40	1.36	1.37
7/31/2021	11.10	.16	.35	.51	(.16)	— <sup>4</sup>	(.16)	11.45	4.67	11	1.42	1.37	1.43
7/31/2020	11.02	.19	.07	.26	(.18)	—	(.18)	11.10	2.41	10	1.42	1.37	1.68
7/31/2019	10.61	.19	.41	.60	(.19)	—	(.19)	11.02	5.74	12	1.46	1.45	1.81
Class T:													
7/31/2023	10.19	.29	(.22)	.07	(.29)	—	(.29)	9.97	.80 <sup>5</sup>	— <sup>6</sup>	.37 <sup>5</sup>	.30 <sup>5</sup>	3.01 <sup>5</sup>
7/31/2022	11.45	.25	(1.18)	(.93)	(.25)	(.08)	(.33)	10.19	(8.20) <sup>5</sup>	— <sup>6</sup>	.40 <sup>5</sup>	.36 <sup>5</sup>	2.37 <sup>5</sup>
7/31/2021	11.10	.27	.35	.62	(.27)	— <sup>4</sup>	(.27)	11.45	5.72 <sup>5</sup>	— <sup>6</sup>	.42 <sup>5</sup>	.37 <sup>5</sup>	2.43 <sup>5</sup>
7/31/2020	11.02	.30	.07	.37	(.29)	—	(.29)	11.10	3.42 <sup>5</sup>	— <sup>6</sup>	.42 <sup>5</sup>	.38 <sup>5</sup>	2.66 <sup>5</sup>
7/31/2019	10.61	.30	.41	.71	(.30)	—	(.30)	11.02	6.78 <sup>5</sup>	— <sup>6</sup>	.47 <sup>5</sup>	.46 <sup>5</sup>	2.79 <sup>5</sup>
Class F-1:													
7/31/2023	10.19	.26	(.22)	.04	(.26)	—	(.26)	9.97	.45	1	.71	.64	2.66
7/31/2022	11.45	.23	(1.18)	(.95)	(.23)	(.08)	(.31)	10.19	(8.43)	1	.66	.62	2.10
7/31/2021	11.10	.24	.35	.59	(.24)	— <sup>4</sup>	(.24)	11.45	5.44 <sup>5</sup>	3	.69 <sup>5</sup>	.63 <sup>5</sup>	2.16 <sup>5</sup>
7/31/2020	11.02	.27	.07	.34	(.26)	—	(.26)	11.10	3.16 <sup>5</sup>	2	.68 <sup>5</sup>	.64 <sup>5</sup>	2.41 <sup>5</sup>
7/31/2019	10.61	.27	.41	.68	(.27)	—	(.27)	11.02	6.52 <sup>5</sup>	2	.72 <sup>5</sup>	.71 <sup>5</sup>	2.55 <sup>5</sup>

Refer to the end of the table for footnotes.

# Financial highlights (continued)

## American Funds Tax-Exempt Fund of New York (continued)

Year ended	Income (loss) from investment operations <sup>1</sup>				Dividends and distributions			Net asset value, end of year	Total return <sup>2,3</sup>	Net assets, end of year (in millions)	Ratio of expenses to average net assets before waivers/reimbursements	Ratio of expenses to average net assets after waivers/reimbursements <sup>3</sup>	Ratio of net income to average net assets <sup>3</sup>
	Net asset value, beginning of year	Net investment income	Net (losses) gains on securities (both realized and unrealized)	Total from investment operations	Dividends (from net investment income)	Distributions (from capital gains)	Total dividends and distributions						
<b>Class F-2:</b>													
7/31/2023	\$10.19	\$.28	\$ (.22)	\$.06	\$ (.28)	\$ —	\$ (.28)	\$ 9.97	.69%	\$ 28	.47%	.41%	2.90%
7/31/2022	11.45	.25	(1.18)	(.93)	(.25)	(.08)	(.33)	10.19	(8.26)	27	.48	.43	2.30
7/31/2021	11.10	.26	.35	.61	(.26)	— <sup>4</sup>	(.26)	11.45	5.65	31	.49	.44	2.36
7/31/2020	11.02	.29	.07	.36	(.28)	—	(.28)	11.10	3.36	27	.49	.45	2.60
7/31/2019	10.61	.29	.41	.70	(.29)	—	(.29)	11.02	6.74	29	.51	.51	2.75
<b>Class F-3:</b>													
7/31/2023	10.19	.29	(.22)	.07	(.29)	—	(.29)	9.97	.79	39	.36	.31	3.01
7/31/2022	11.45	.26	(1.18)	(.92)	(.26)	(.08)	(.34)	10.19	(8.16)	40	.37	.33	2.41
7/31/2021	11.10	.28	.35	.63	(.28)	— <sup>4</sup>	(.28)	11.45	5.76	39	.39	.34	2.46
7/31/2020	11.02	.31	.07	.38	(.30)	—	(.30)	11.10	3.46	33	.39	.35	2.71
7/31/2019	10.61	.30	.41	.71	(.30)	—	(.30)	11.02	6.83	32	.42	.42	2.84

	Year ended July 31,				
	2023	2022	2021	2020	2019
Portfolio turnover rate for all share classes	29%	22%	24%	27%	16%

<sup>1</sup>Based on average shares outstanding.

<sup>2</sup>Total returns exclude any applicable sales charges, including contingent deferred sales charges.

<sup>3</sup>This column reflects the impact, if any, of certain waivers/reimbursements from CRMC. During one of the years shown, CRMC waived a portion of investment advisory services fees and during the years shown reimbursed a portion of miscellaneous fees and expenses.

<sup>4</sup>Amount less than \$.01.

<sup>5</sup>All or a significant portion of assets in this class consisted of seed capital invested by CRMC and/or its affiliates. Fees for distribution services are not charged or accrued on these seed capital assets. If such fees were paid by the fund on seed capital assets, fund expenses would have been higher and net income and total return would have been lower.

<sup>6</sup>Amount less than \$1 million.

Refer to the notes to financial statements.

# Report of Independent Registered Public Accounting Firm

---

To the Board of Trustees and Shareholders of American Funds Short-Term Tax-Exempt Bond Fund, Limited Term Tax-Exempt Bond Fund of America, The Tax-Exempt Bond Fund of America, American High-Income Municipal Bond Fund and American Funds Tax-Exempt Fund of New York and to the Board of Trustees of The American Funds Tax-Exempt Series II and Shareholders of The Tax-Exempt Fund of California

## ***Opinions on the Financial Statements***

We have audited the accompanying statements of assets and liabilities, including the investment portfolios, of American Funds Short-Term Tax-Exempt Bond Fund, Limited Term Tax-Exempt Bond Fund of America, The Tax-Exempt Bond Fund of America, American High-Income Municipal Bond Fund, American Funds Tax-Exempt Fund of New York, and The Tax-Exempt Fund of California (the sole fund constituting The American Funds Tax-Exempt Series II) (hereafter collectively referred to as the “Funds”) as of July 31, 2023, the related statements of operations for the year ended July 31, 2023, the statements of changes in net assets for each of the two years in the period ended July 31, 2023, including the related notes, and the financial highlights for each of the five years in the period ended July 31, 2023 (collectively referred to as the “financial statements”). In our opinion, the financial statements present fairly, in all material respects, the financial position of each of the Funds as of July 31, 2023, the results of each of their operations for the year then ended, the changes in each of their net assets for each of the two years in the period ended July 31, 2023 and each of the financial highlights for each of the five years in the period ended July 31, 2023 in conformity with accounting principles generally accepted in the United States of America.

## ***Basis for Opinions***

These financial statements are the responsibility of the Funds’ management. Our responsibility is to express an opinion on the Funds’ financial statements based on our audits. We are a public accounting firm registered with the Public Company Accounting Oversight Board (United States) (PCAOB) and are required to be independent with respect to the Funds in accordance with the U.S. federal securities laws and the applicable rules and regulations of the Securities and Exchange Commission and the PCAOB.

We conducted our audits of these financial statements in accordance with the standards of the PCAOB. Those standards require that we plan and perform the audit to obtain reasonable assurance about whether the financial statements are free of material misstatement, whether due to error or fraud.

Our audits included performing procedures to assess the risks of material misstatement of the financial statements, whether due to error or fraud, and performing procedures that respond to those risks. Such procedures included examining, on a test basis, evidence regarding the amounts and disclosures in the financial statements. Our audits also included evaluating the accounting principles used and significant estimates made by management, as well as evaluating the overall presentation of the financial statements. Our procedures included confirmation of securities owned as of July 31, 2023 by correspondence with the custodians and brokers; when replies were not received from brokers, we performed other auditing procedures. We believe that our audits provide a reasonable basis for our opinions.

/s/ PricewaterhouseCoopers LLP

Los Angeles, California  
September 12, 2023

We have served as the auditor of one or more investment companies in The Capital Group Companies Investment Company Complex since 1934.

As a fund shareholder, you incur two types of costs: (1) transaction costs, such as initial sales charges on purchase payments and contingent deferred sales charges on redemptions (loads), and (2) ongoing costs, including management fees, distribution and service (12b-1) fees, and other expenses. This example is intended to help you understand your ongoing costs (in dollars) of investing in the fund so you can compare these costs with the ongoing costs of investing in other mutual funds. The example is based on an investment of \$1,000 invested at the beginning of the period and held for the entire six-month period (February 1, 2023, through July 31, 2023).

## Actual expenses:

The first line of each share class in the tables on the following pages provides information about actual account values and actual expenses. You may use the information in this line, together with the amount you invested, to estimate the expenses that you paid over the period. Simply divide your account value by \$1,000 (for example, an \$8,600 account value divided by \$1,000 = 8.6), then multiply the result by the number in the first line under the heading titled "Expenses paid during period" to estimate the expenses you paid on your account during this period.

## Hypothetical example for comparison purposes:

The second line of each share class in the tables on the following pages provides information about hypothetical account values and hypothetical expenses based on the actual expense ratio for the share class and an assumed rate of return of 5.00% per year before expenses, which is not the actual return of the share class. The hypothetical account values and expenses may not be used to estimate the actual ending account balance or expenses you paid for the period. You may use this information to compare the ongoing costs of investing in the fund and other funds. To do so, compare this 5.00% hypothetical example with the 5.00% hypothetical examples that appear in the shareholder reports of the other funds.

## Notes:

Class F-1, F-2 and F-3 shareholders may be subject to fees charged by financial intermediaries, typically ranging from 0.75% to 1.50% of assets annually depending on services offered. You can estimate the impact of these fees by adding the amount of the fees to the total estimated expenses you paid on your account during the period as calculated above. In addition, your ending account value would be lower by the amount of these fees.

Note that the expenses shown in the tables on the following pages are meant to highlight your ongoing costs only and do not reflect any transactional costs, such as sales charges (loads). Therefore, the second line of each share class in the tables is useful in comparing ongoing costs only and will not help you determine the relative total costs of owning different funds. In addition, if these transactional costs were included, your costs would have been higher.

## Expense example (continued)

### American Funds Short-Term Tax-Exempt Bond Fund

	Beginning account value 2/1/2023	Ending account value 7/31/2023	Expenses paid during period*	Annualized expense ratio
Class A - actual return	\$1,000.00	\$ 996.80	\$2.18	.44%
Class A - assumed 5% return	1,000.00	1,022.61	2.21	.44
Class T - actual return	1,000.00	997.78	1.24	.25
Class T - assumed 5% return	1,000.00	1,023.55	1.25	.25
Class F-1 - actual return	1,000.00	995.90	3.12	.63
Class F-1 - assumed 5% return	1,000.00	1,021.67	3.16	.63
Class F-2 - actual return	1,000.00	997.36	1.63	.33
Class F-2 - assumed 5% return	1,000.00	1,023.16	1.66	.33
Class F-3 - actual return	1,000.00	997.78	1.24	.25
Class F-3 - assumed 5% return	1,000.00	1,023.55	1.25	.25
Class R-6 - actual return	1,000.00	997.75	1.24	.25
Class R-6 - assumed 5% return	1,000.00	1,023.55	1.25	.25

### Limited Term Tax-Exempt Bond Fund of America

	Beginning account value 2/1/2023	Ending account value 7/31/2023	Expenses paid during period*	Annualized expense ratio
Class A - actual return	\$1,000.00	\$ 994.78	\$2.87	.58%
Class A - assumed 5% return	1,000.00	1,021.92	2.91	.58
Class C - actual return	1,000.00	991.34	6.32	1.28
Class C - assumed 5% return	1,000.00	1,018.45	6.41	1.28
Class T - actual return	1,000.00	996.49	1.19	.24
Class T - assumed 5% return	1,000.00	1,023.60	1.20	.24
Class F-1 - actual return	1,000.00	994.65	3.02	.61
Class F-1 - assumed 5% return	1,000.00	1,021.77	3.06	.61
Class F-2 - actual return	1,000.00	995.94	1.73	.35
Class F-2 - assumed 5% return	1,000.00	1,023.06	1.76	.35
Class F-3 - actual return	1,000.00	996.47	1.19	.24
Class F-3 - assumed 5% return	1,000.00	1,023.60	1.20	.24
Class R-6 - actual return	1,000.00	996.47	1.19	.24
Class R-6 - assumed 5% return	1,000.00	1,023.60	1.20	.24

### The Tax-Exempt Bond Fund of America

	Beginning account value 2/1/2023	Ending account value 7/31/2023	Expenses paid during period*	Annualized expense ratio
Class A - actual return	\$1,000.00	\$ 999.29	\$2.63	.53%
Class A - assumed 5% return	1,000.00	1,022.17	2.66	.53
Class C - actual return	1,000.00	995.58	6.33	1.28
Class C - assumed 5% return	1,000.00	1,018.45	6.41	1.28
Class T - actual return	1,000.00	1,000.77	1.14	.23
Class T - assumed 5% return	1,000.00	1,023.65	1.15	.23
Class F-1 - actual return	1,000.00	998.91	3.02	.61
Class F-1 - assumed 5% return	1,000.00	1,021.77	3.06	.61
Class F-2 - actual return	1,000.00	1,000.19	1.74	.35
Class F-2 - assumed 5% return	1,000.00	1,023.06	1.76	.35
Class F-3 - actual return	1,000.00	1,000.73	1.19	.24
Class F-3 - assumed 5% return	1,000.00	1,023.60	1.20	.24
Class R-6 - actual return	1,000.00	1,000.73	1.19	.24
Class R-6 - assumed 5% return	1,000.00	1,023.60	1.20	.24

Refer to the end of the tables for footnote.



## Expense example (continued)

### American High-Income Municipal Bond Fund

	Beginning account value 2/1/2023	Ending account value 7/31/2023	Expenses paid during period*	Annualized expense ratio
Class A - actual return	\$1,000.00	\$1,002.26	\$3.08	.62%
Class A - assumed 5% return	1,000.00	1,021.72	3.11	.62
Class C - actual return	1,000.00	998.62	6.69	1.35
Class C - assumed 5% return	1,000.00	1,018.10	6.76	1.35
Class T - actual return	1,000.00	1,003.58	1.74	.35
Class T - assumed 5% return	1,000.00	1,023.06	1.76	.35
Class F-1 - actual return	1,000.00	1,002.01	3.28	.66
Class F-1 - assumed 5% return	1,000.00	1,021.52	3.31	.66
Class F-2 - actual return	1,000.00	1,003.35	1.99	.40
Class F-2 - assumed 5% return	1,000.00	1,022.81	2.01	.40
Class F-3 - actual return	1,000.00	1,003.85	1.44	.29
Class F-3 - assumed 5% return	1,000.00	1,023.36	1.45	.29
Class R-6 - actual return	1,000.00	1,003.85	1.44	.29
Class R-6 - assumed 5% return	1,000.00	1,023.36	1.45	.29

### The Tax-Exempt Fund of California

	Beginning account value 2/1/2023	Ending account value 7/31/2023	Expenses paid during period*	Annualized expense ratio
Class A - actual return	\$1,000.00	\$ 996.05	\$2.77	.56%
Class A - assumed 5% return	1,000.00	1,022.02	2.81	.56
Class C - actual return	1,000.00	992.33	6.47	1.31
Class C - assumed 5% return	1,000.00	1,018.30	6.56	1.31
Class T - actual return	1,000.00	997.47	1.29	.26
Class T - assumed 5% return	1,000.00	1,023.51	1.30	.26
Class F-1 - actual return	1,000.00	995.67	3.17	.64
Class F-1 - assumed 5% return	1,000.00	1,021.62	3.21	.64
Class F-2 - actual return	1,000.00	996.97	1.88	.38
Class F-2 - assumed 5% return	1,000.00	1,022.91	1.91	.38
Class F-3 - actual return	1,000.00	997.39	1.44	.29
Class F-3 - assumed 5% return	1,000.00	1,023.36	1.45	.29

### American Funds Tax-Exempt Fund of New York

	Beginning account value 2/1/2023	Ending account value 7/31/2023	Expenses paid during period*	Annualized expense ratio
Class A - actual return	\$1,000.00	\$1,002.67	\$2.93	.59%
Class A - assumed 5% return	1,000.00	1,021.87	2.96	.59
Class C - actual return	1,000.00	998.93	6.64	1.34
Class C - assumed 5% return	1,000.00	1,018.15	6.71	1.34
Class T - actual return	1,000.00	1,004.18	1.44	.29
Class T - assumed 5% return	1,000.00	1,023.36	1.45	.29
Class F-1 - actual return	1,000.00	1,002.36	3.18	.64
Class F-1 - assumed 5% return	1,000.00	1,021.62	3.21	.64
Class F-2 - actual return	1,000.00	1,003.54	2.09	.42
Class F-2 - assumed 5% return	1,000.00	1,022.71	2.11	.42
Class F-3 - actual return	1,000.00	1,004.08	1.54	.31
Class F-3 - assumed 5% return	1,000.00	1,023.26	1.56	.31

\*The "expenses paid during period" are equal to the "annualized expense ratio," multiplied by the average account value over the period, multiplied by the number of days in the period, and divided by 365 (to reflect the one-half year period).

## Tax information

unaudited

We are required to advise you of the federal tax status of certain distributions received by shareholders during the fiscal year. The funds hereby designate the following amounts for the funds' fiscal year ended July 31, 2023 (dollars in thousands):

Fund	Long-term capital gain distributions	Exempt interest dividends
American Funds Short-Term Tax-Exempt Bond Fund	\$—	\$ 43,899
Limited Term Tax-Exempt Bond Fund of America	—	127,659
The Tax-Exempt Bond Fund of America	—	611,310
American High-Income Municipal Bond Fund	—	395,389
The Tax-Exempt Fund of California	—	69,974
American Funds Tax-Exempt Fund of New York	—	6,695

**Individual shareholders should refer to their Form 1099 or other tax information, which will be mailed in January 2024, to determine the *calendar year* amounts to be included on their 2023 tax returns. Shareholders should consult their tax advisors.**

# Approval of Investment Advisory and Service Agreement

---

**American Funds Short-Term Tax-Exempt Bond Fund, Limited Term Tax-Exempt Bond Fund of America, The Tax-Exempt Bond Fund of America, American High-Income Municipal Bond Fund, The Tax-Exempt Fund of California, American Funds Tax-Exempt Fund of New York**

The boards of American Funds Short-Term Tax-Exempt Bond Fund, Limited Term Tax-Exempt Bond Fund of America, The Tax-Exempt Bond Fund of America, American High-Income Municipal Bond Fund, The Tax-Exempt Fund of California and American Funds Tax-Exempt Fund of New York (the “board”) have approved the continuation of each fund’s Investment Advisory and Service Agreement (the “agreement”) with Capital Research and Management Company (“CRMC”) for an additional one-year term through April 30, 2024. The board approved the agreement following the recommendation of each fund’s Contracts Committee (the “committee”), which is composed of each fund’s independent board members. The board and the committee determined in the exercise of their business judgment that each fund’s advisory fee structure was fair and reasonable in relation to the services provided, and that approving the agreement was in the best interests of each fund and its shareholders.

In reaching this decision, the board and the committee took into account their interactions with CRMC as well as information furnished to them throughout the year and otherwise provided to them, as well as information prepared specifically in connection with their review of the agreement, and were advised by their independent counsel with respect to the matters considered. They considered the following factors, among others, but did not identify any single issue or particular piece of information that, in isolation, was the controlling factor, and each board and committee member did not necessarily attribute the same weight to each factor.

## 1. Nature, extent and quality of services

The board and the committee considered the depth and quality of CRMC’s investment management process, including its global research capabilities; the experience, capability and integrity of its senior management and other personnel; the low turnover rates of its key personnel; the overall financial strength and stability of CRMC and the Capital Group organization; the resources and systems CRMC devotes to investment management (the manner in which each fund’s assets are managed, including liquidity management), financial, investment operations, compliance, trading, proxy voting, shareholder communications, and other services; and the ongoing evolution of CRMC’s organizational structure designed to maintain and strengthen these qualities. The board and the committee also considered the nature, extent and quality of administrative and shareholder services provided by CRMC to each fund under the agreement and other agreements, as well as the benefits to fund shareholders from investing in a fund that is part of a large family of funds. The board and the committee considered the risks assumed by CRMC in providing services to each fund, including operational, business, financial, reputational, regulatory and litigation risks. The board and the committee concluded that the nature, extent and quality of the services provided by CRMC have benefited and should continue to benefit each fund and its shareholders.

## 2. Investment results

The board and the committee considered the investment results of each fund in light of its objective. They compared each fund's investment results with those of other funds (including funds that currently form the basis of the Lipper index for the category in which each fund is included) and data such as relevant market and fund indexes over various periods (including each fund's lifetime) through September 30, 2022. They generally placed greater emphasis on investment results over longer term periods. On the basis of this evaluation and the board's and the committee's ongoing review of investment results, and considering the relative market conditions during certain reporting periods, the board and the committee concluded that each fund's investment results have been satisfactory for renewal of the agreement, and that CRMC's record in managing each fund indicated that its continued management should benefit each fund and its shareholders.

## 3. Advisory fees and total expenses

The board and the committee compared the advisory fees and total expense levels of each fund to those of other relevant funds. They observed that each fund's advisory fees and expenses generally compared favorably to those of other similar funds included in the comparable Lipper category. The board and the committee also considered the breakpoint discounts in each fund's advisory fee structure that reduce the level of fees charged by CRMC to each fund as fund assets increase. In addition, they reviewed information regarding the effective advisory fees charged to non-mutual fund clients by CRMC and its affiliates. They noted that, to the extent there were differences between the advisory fees paid by each fund and the advisory fees paid by those clients, the differences appropriately reflected the investment, operational, regulatory and market differences between advising each fund and the other clients. The board and the committee concluded that each fund's cost structure was fair and reasonable in relation to the services provided, as well as in relation to the risks assumed by the adviser in sponsoring and managing each fund, and that each fund's shareholders receive reasonable value in return for the advisory fees and other amounts paid to CRMC by each fund.

## 4. Ancillary benefits

The board and the committee considered a variety of other benefits that CRMC and its affiliates receive as a result of CRMC's relationship with each fund and other American Funds, including fees for administrative services provided to certain share classes; fees paid to CRMC's affiliated transfer agent; sales charges and distribution fees received and retained by each fund's principal underwriter, an affiliate of CRMC; and possible ancillary benefits to CRMC and its institutional management affiliates in managing other investment vehicles. The board and the committee reviewed CRMC's portfolio trading practices, noting that CRMC bears the cost of third-party research. The board and committee also noted that CRMC benefited from the use of commissions from portfolio transactions made on behalf of each fund to facilitate payment to certain broker-dealers for research to comply with regulatory requirements applicable to these firms, with all such amounts reimbursed by CRMC. The board and the committee took these ancillary benefits into account in evaluating the reasonableness of the advisory fees and other amounts paid to CRMC by each fund.

## 5. Adviser financial information

The board and the committee reviewed information regarding CRMC's costs of providing services to the American Funds, including personnel, systems and resources of investment, compliance, trading, accounting and other administrative operations. They considered CRMC's costs and related cost allocation methodology as well as its track record of investing in technology, infrastructure and staff to maintain and expand services and capabilities, respond to industry and regulatory developments, and attract and retain qualified personnel. They noted information regarding the compensation structure for CRMC's investment professionals. They reviewed information on the profitability of the investment adviser and its affiliates. The board and the committee also compared CRMC's profitability and compensation data to the reported results and data of a number of large, publicly held investment management companies. The board and the committee noted the competitiveness and cyclical nature of both the mutual fund industry and the capital markets, and the importance in that environment of CRMC's long-term profitability for maintaining its independence, company culture and management continuity. They further considered the breakpoint discounts in each fund's advisory fee structure and CRMC's sharing of potential economies of scale, or efficiencies, through breakpoints and other fee reductions and costs voluntarily absorbed. The board and the committee concluded that each fund's advisory fee structure reflected a reasonable sharing of benefits between CRMC and each fund's shareholders.



This page was intentionally left blank.

This page was intentionally left blank.

This page was intentionally left blank.

# Boards of trustees and other officers

## Independent trustees<sup>1</sup>

Name and year of birth	Year first elected a trustee of the fund <sup>2</sup>		Principal occupation(s) during past five years	Number of portfolios in fund complex overseen by trustee	Other directorships <sup>3</sup> held by trustee
<b>Francisco G. Cigarroa, MD,</b> 1957	STEX	2021	Professor of Surgery, University of Texas Health	88	None
	LTEX	2021	San Antonio; Trustee, Ford Foundation; Clayton		
	TEBF	2021	Research Scholar, Clayton Foundation for		
	AHIM	2021	Biomedical Research		
	TEFCA	2021			
	TEFNY	2021			
<b>Nariman Farvardin,</b> 1956	STEX	2018	President, Stevens Institute of Technology	93	None
	LTEX	2018			
	TEBF	2018			
	AHIM	2018			
	TEFCA	2018			
	TEFNY	2018			
<b>Jennifer C. Feikin,</b> 1968	STEX	2022	Business Advisor; previously held positions at	102	Hertz Global Holdings, Inc.
	LTEX	2022	Google, AOL, 20th Century Fox and McKinsey		
	TEBF	2022	& Company; Trustee, The Nature Conservancy		
	AHIM	2022	of Utah; former Trustee, The Nature Conservancy		
	TEFCA	2022	of California		
	TEFNY	2022			
<b>Leslie Stone Heisz,</b> 1961	STEX	2022	Former Managing Director, Lazard (retired, 2010);	102	Edwards Lifesciences; Public Storage, Inc.
	LTEX	2022	Director, Kaiser Permanente (California public		
	TEBF	2022	benefit corporation); former Lecturer, UCLA		
	AHIM	2022	Anderson School of Management		
	TEFCA	2022			
	TEFNY	2022			
<b>Mary Davis Holt,</b> 1950	STEX	2015-2016; 2017	Principal, Mary Davis Holt Enterprises, LLC	89	None
	LTEX	2015-2016; 2017	(leadership development consulting); former		
	TEBF	2015-2016; 2017	Partner, Flynn Heath Holt Leadership, LLC		
	AHIM	2015-2016; 2017	(leadership consulting); former COO,		
	TEFCA	2015-2016; 2017	Time Life Inc. (1993-2003)		
	TEFNY	2015-2016; 2017			
	STEX	2010	Dean Emerita and Professor of Practice,		
	LTEX	2010	International Economic Law & International Affairs,		
	TEBF	2010	Columbia University, School of International and		
<b>Merit E. Janow,</b> 1958	AHIM	2010	Public Affairs	99	Aptiv (autonomous and green vehicle technology); Mastercard Incorporated
	TEFCA	2010			
	TEFNY	2010			
	STEX	2009	President and CEO, Texas 2036; former President,		
	LTEX	2010	Margaret Spellings & Company (public policy and		
	TEBF	2010	strategic consulting); former President,		
<b>Margaret Spellings,</b> 1957 Chair of the Board (Independent and Non-Executive)	AHIM	2010	The University of North Carolina	93	None
	TEFCA	2010			
	TEFNY	2010			

Refer to page 407 for footnotes.

## Independent trustees<sup>1</sup> (continued)

Name and year of birth	Year first elected a trustee of the fund <sup>2</sup>		Principal occupation(s) during past five years	Number of portfolios in fund complex overseen by trustee	Other directorships <sup>3</sup> held by trustee
<b>Alexandra Trower, 1964</b>	STEX	2019	Former Executive Vice President, Global Communications and Corporate Officer, The Estée Lauder Companies	88	None
	LTEX	2019			
	TEBF	2019			
	AHIM	2018			
	TEFCA	2019			
	TEFNY	2018			
<b>Paul S. Williams, 1959</b>	STEX	2020	Former Partner/Managing Director, Major, Lindsey & Africa (executive recruiting firm)	88	Air Transport Services Group, Inc. (aircraft leasing and air cargo transportation); Public Storage, Inc.
	LTEX	2020			
	TEBF	2020			
	AHIM	2020			
	TEFCA	2020			
	TEFNY	2020			

## Interested trustees<sup>4,5</sup>

Name, year of birth and position with fund	Year first elected a trustee or officer of the fund <sup>2</sup>		Principal occupation(s) during past five years and positions held with affiliated entities or the principal underwriter of the fund	Number of portfolios in fund complex overseen by trustee	Other directorships <sup>3</sup> held by trustee
<b>Karl J. Zeile, 1966</b> President and Trustee: TEBF, TEFCA Senior Vice President and Trustee: TEFNY Trustee: AHIM, LTEX, STEX	STEX	2011	Partner – Capital Fixed Income Investors, Capital Research and Management Company	23	None
	LTEX	2004			
	TEBF	2009			
	AHIM	2008			
	TEFCA	2009			
	TEFNY	2010			
<b>Michael C. Gitlin, 1970</b> Trustee	STEX	2015	Partner – Capital Fixed Income Investors, Capital Research and Management Company; Vice Chairman and Director, Capital Research and Management Company; Director, The Capital Group Companies, Inc. <sup>6</sup>	88	None
	LTEX	2015			
	TEBF	2015			
	AHIM	2015			
	TEFCA	2015			
	TEFNY	2015			

The funds' statement of additional information includes further details about fund trustees and is available without charge upon request by calling American Funds Service Company at (800) 421-4225 or by referring to the Capital Group website at [capitalgroup.com](http://capitalgroup.com). The address for all trustees and officers of the funds is 333 South Hope Street, Los Angeles, CA 90071, Attention: Secretary.

STEX American Funds Short-Term Tax-Exempt Bond Fund  
LTEX Limited Term Tax-Exempt Bond Fund of America  
TEBF The Tax-Exempt Bond Fund of America

AHIM American High-Income Municipal Bond Fund  
TEFCA The Tax-Exempt Fund of California  
TEFNY American Funds Tax-Exempt Fund of New York



## Other officers<sup>5</sup>

Name, year of birth and position with fund	Year first elected an officer of the fund <sup>2</sup>		Principal occupation(s) during past five years and positions held with affiliated entities or the principal underwriter of the fund
<b>Mark Marinella</b> , 1958 President: STEX and LTEX Senior Vice President: TEFGA	STEX LTEX TEFGA	2019 2019 2019	Partner – Capital Fixed Income Investors, Capital Research and Management Company
<b>Chad M. Rach</b> , 1972 President: AHIM Senior Vice President: TEBF	AHIM TEBF	2015 2016	Partner – Capital Fixed Income Investors, Capital Research and Management Company
<b>Jerome Solomon</b> , 1963 President: TEFNY Senior Vice President: AHIM	TEFNY AHIM	2011 2017	Partner – Capital Fixed Income Investors, Capital Research and Management Company
<b>Kristine M. Nishiyama</b> , 1970 Principal Executive Officer	STEX LTEX TEBF AHIM TEFGA TEFNY	2003 2003 2003 2003 2003 2010	Senior Vice President and Senior Counsel – Fund Business Management Group, Capital Research and Management Company; Chair, Senior Vice President, General Counsel and Director, Capital Bank and Trust Company <sup>6</sup>
<b>Michael W. Stockton</b> , 1967 Executive Vice President	STEX LTEX TEBF AHIM TEFGA TEFNY	2021 2021 2021 2021 2021 2021	Senior Vice President – Fund Business Management Group, Capital Research and Management Company
<b>Courtney K. Wolf</b> , 1982 Senior Vice President	TEBF AHIM	2020 2021	Partner – Capital Fixed Income Investors, Capital Research and Management Company; Director, The Capital Group Companies, Inc. <sup>6</sup>
<b>Vikas Malhotra</b> , 1983 Vice President	STEX LTEX	2022 2022	Vice President – Capital Fixed Income Investors, Capital Research and Management Company
<b>Courtney R. Taylor</b> , 1975 Secretary	STEX 2009-2014; 2023 LTEX 2006-2014; 2023 TEBF 2006-2014; 2023 AHIM 2006-2014; 2023 TEFGA 2006-2014; 2023 TEFNY 2010-2014; 2023		Assistant Vice President – Fund Business Management Group, Capital Research and Management Company
<b>Brian C. Janssen</b> , 1972 Treasurer	STEX LTEX TEBF AHIM TEFGA TEFNY	2015 2015 2012 2015 2012 2012	Senior Vice President – Investment Operations, Capital Research and Management Company

Name, year of birth and position with fund	Year first elected an officer of the fund <sup>2</sup>		Principal occupation(s) during past five years and positions held with affiliated entities or the principal underwriter of the fund
<b>Jane Y. Chung</b> , 1974 Assistant Secretary	STEX	2014	Associate – Fund Business Management Group, Capital Research and Management Company
	LTEX	2014	
	TEBF	2014	
	AHIM	2014	
	TEFCA	2014	
	TEFNY	2014	
<b>Sandra Chuon</b> , 1972 Assistant Treasurer	STEX	2019	Vice President – Investment Operations, Capital Research and Management Company
	LTEX	2019	
	TEBF	2019	
	AHIM	2019	
	TEFCA	2019	
	TEFNY	2019	
<b>Becky L. Park</b> , 1979 Assistant Treasurer	STEX	2021	Vice President – Investment Operations, Capital Research and Management Company
	LTEX	2021	
	TEBF	2021	
	AHIM	2021	
	TEFCA	2021	
	TEFNY	2021	

<sup>1</sup>The term independent trustee refers to a trustee who is not an “interested person” of the funds within the meaning of the Investment Company Act of 1940.

<sup>2</sup>Includes service as a director/trustee or officer of the fund’s predecessor, The Tax-Exempt Bond Fund of America, Inc. or American High-Income Municipal Bond Fund, Inc., each a Maryland corporation, or Limited Term Tax-Exempt Bond Fund of America or The Tax-Exempt Fund of California, each a Massachusetts business trust. Trustees and officers of the funds serve until their resignation, removal or retirement.

<sup>3</sup>This includes all directorships/trusteeships (other than those in the American Funds or other funds managed by Capital Research and Management Company or its affiliates) that are held by each trustee as a trustee or director of a public company or a registered investment company.

<sup>4</sup>The term interested trustee refers to a trustee who is an “interested person” within the meaning of the Investment Company Act of 1940, on the basis of their current or former affiliation with the funds’ investment adviser, Capital Research and Management Company, or affiliated entities (including the funds’ principal underwriter).

<sup>5</sup>All of the trustees and/or officers listed are officers and/or directors/trustees of one or more of the other funds for which Capital Research and Management Company serves as investment adviser.

<sup>6</sup>Company affiliated with Capital Research and Management Company.

**Offices of the funds**

STEX, LTEX, TEBF, AHIM, TEFCA  
333 South Hope Street  
Los Angeles, CA 90071-1406

TEFNY  
6455 Irvine Center Drive  
Irvine, CA 92618-4518

**Investment adviser**

Capital Research and Management Company  
333 South Hope Street  
Los Angeles, CA 90071-1406

**Transfer agent for shareholder accounts**

American Funds Service Company  
(Write to the address nearest you.)

P.O. Box 6007  
Indianapolis, IN 46206-6007

P.O. Box 2280  
Norfolk, VA 23501-2280

**Counsel**

Morgan, Lewis & Bockius LLP  
One Federal Street  
Boston, MA 02110-1726

**Custodians of assets**

STEX, LTEX, TEBF, AHIM, TEFCA  
JPMorgan Chase Bank  
270 Park Avenue  
New York, NY 10017-2070

TEFNY  
State Street Bank and Trust Company  
One Lincoln Street  
Boston, MA 02111-2900

**Independent registered public accounting firm**

PricewaterhouseCoopers LLP  
601 South Figueroa Street  
Los Angeles, CA 90017-3874

**Principal underwriter**

American Funds Distributors, Inc.  
333 South Hope Street  
Los Angeles, CA 90071-1406

**Investors should carefully consider investment objectives, risks, charges and expenses. This and other important information is contained in the funds' prospectus and summary prospectuses, which can be obtained from your financial professional and should be read carefully before investing. You may also call American Funds Service Company (AFS) at (800) 421-4225 or refer to the Capital Group website at [capitalgroup.com](http://capitalgroup.com).**

"American Funds Proxy Voting Procedures and Principles" – which describes how we vote proxies relating to portfolio securities – is available on our website or upon request by calling AFS. Each fund files its proxy voting record with the U.S. Securities and Exchange Commission (SEC) for the 12 months ended June 30 by August 31. The proxy voting record is available free of charge on the SEC website at [sec.gov](http://sec.gov) and on our website.

Each fund files a complete list of its portfolio holdings with the SEC for the first and third quarters of each fiscal year on Form NPORT-P. The list of portfolio holdings is available free of charge on the SEC website and on our website.

This report is for the information of shareholders of American Funds Short-Term Tax-Exempt Bond Fund, Limited Term Tax-Exempt Bond Fund of America, The Tax-Exempt Bond Fund of America, American High-Income Municipal Bond Fund, The Tax-Exempt Fund of California and American Funds Tax-Exempt Fund of New York, but it also may be used as sales literature when preceded or accompanied by the current prospectus or summary prospectus, which gives details about charges, expenses, investment objectives and operating policies of the funds. If used as sales material after September 30, 2023, this report must be accompanied by an American Funds statistical update for the most recently completed calendar quarter.

BLOOMBERG® is a trademark and service mark of Bloomberg Finance L.P. and its affiliates (collectively "Bloomberg"). Bloomberg or Bloomberg's licensors own all proprietary rights in the Bloomberg Indices. Neither Bloomberg nor Bloomberg's licensors approves or endorses this material, or guarantees the accuracy or completeness of any information herein, or makes any warranty, express or implied, as to the results to be obtained therefrom and, to the maximum extent allowed by law, neither shall have any liability or responsibility for injury or damages arising in connection therewith.

American Funds Distributors, Inc.

# The Capital Advantage<sup>®</sup>

Since 1931, Capital Group, home of American Funds, has helped investors pursue long-term investment success. Our consistent approach – in combination with The Capital System<sup>™</sup> – has resulted in superior outcomes.

## Aligned with investor success

We base our decisions on a long-term perspective, which we believe aligns our goals with the interests of our clients. Our portfolio managers average 28 years of investment industry experience, including 22 years at our company, reflecting a career commitment to our long-term approach.<sup>1</sup>

## The Capital System

The Capital System combines individual accountability with teamwork. Funds using The Capital System are divided into portions that are managed independently by investment professionals with diverse backgrounds, ages and investment approaches. An extensive global research effort is the backbone of our system.

## American Funds' superior outcomes

Equity-focused funds have beaten their Lipper peer indexes in 90% of 10-year periods and 99% of 20-year periods.<sup>2</sup> Relative to their peers, our fixed income funds have helped investors achieve better diversification through attention to correlation between bonds and equities.<sup>3</sup> Fund management fees have been among the lowest in the industry.<sup>4</sup>

<sup>1</sup>Investment industry experience as of December 31, 2022.

<sup>2</sup>Based on Class F-2 share results for rolling monthly 10- and 20-year periods starting with the first 10- or 20-year period after each mutual fund's inception through December 31, 2022. Periods covered are the shorter of the fund's lifetime or since the comparable Lipper index inception date (except Capital Income Builder and SMALLCAP World Fund, for which the Lipper average was used). Expenses differ for each share class, so results will vary. Past results are not predictive of results in future periods.

<sup>3</sup>Based on Class F-2 share results as of December 31, 2022. Sixteen of the 18 fixed income American Funds that have been in existence for the three-year period showed a three-year correlation lower than their respective Morningstar peer group averages. S&P 500 Index was used as an equity market proxy. Correlation based on monthly total returns. Correlation is a statistical measure of how two securities move in relation to each other. A correlation ranges from -1 to 1. A positive correlation close to 1 implies that as one security moves, either up or down, the other security will move in "lockstep," in the same direction. A negative correlation close to -1 indicates that the securities have moved in the opposite direction.

<sup>4</sup>On average, our mutual fund management fees were in the lowest quintile 62% of the time, based on the 20-year period ended December 31, 2022, versus comparable Lipper categories, excluding funds of funds.

Class F-2 shares were first offered on August 1, 2008. Class F-2 share results prior to the date of first sale are hypothetical based on the results of the original share class of the fund without a sales charge, adjusted for typical estimated expenses. Results for certain funds with an inception date after August 1, 2008, also include hypothetical returns because those funds' Class F-2 shares sold after the funds' date of first offering. Refer to [capitalgroup.com](https://capitalgroup.com) for more information on specific expense adjustments and the actual dates of first sale.

All Capital Group trademarks mentioned are owned by The Capital Group Companies, Inc., an affiliated company or fund. All other company and product names mentioned are the property of their respective companies.